

Proposed by:	Assemblyman S. Burnham
Attorney Review:	09/27/2017
Finance Review:	10/5/2017
Vote: 6 Aye	0 Nay 0 Absent

## **MUNICIPALITY OF SKAGWAY, ALASKA**

### **RESOLUTION NO. 17-27R**

#### **A RESOLUTION OF THE MUNICIPALITY OF SKAGWAY, ALASKA AMENDING SOLID WASTE DISPOSAL RATES AND REPEALING RESOLUTION NO. 05-15R.**

**WHEREAS**, in June of 2015 the Municipality of Skagway contracted with FCS Group to complete a Water, Wastewater, Solid Waste, and Harbor Service Rate Study, to assist the Municipality in maintaining financially stable utilities and promote a fair and equitable allocation of system costs to its customers; and

**WHEREAS**, the study concluded that the revenue received by the Municipality under the existing rates are not adequate to meet the forecasted needs of the utility; and

**WHEREAS**, under current conditions, the Garbage Enterprise Fund brings in approximately \$400,000 in revenues and covers approximately \$840,000 in expenses, and is partially subsidized by sales tax; and

**WHEREAS**, the Municipal Solid Waste Utility experiences a substantial service load increase for the months of May-September due to cruise ship, cruise passengers, and cruise ship crew waste disposal in the Municipality far exceeding the use of residents and in much greater numbers than other visitors to Skagway; and

**WHEREAS**, the substantial additional use of the Municipal Solid Waste Utility by the cruise ships, passengers and crew constitutes a service provided to the cruise ships, passengers and crew within the Alaska statutory guidelines for the use of Commercial Passenger Vessel funds; and

**WHEREAS**, even with the revenues, use of sales tax and the use of Commercial Passenger Vessel funding, the Garbage Enterprise Fund has a deficit resulting from the cost of services; and

**WHEREAS**, Scenario 2 as outlined in the study of the Solid Waste Utility proposes that rates increase by 9.5% per year in order to decrease the deficit in the Garbage Enterprise Fund and therefore the required municipal subsidy from other fund sources; and

**WHEREAS**, the Solid Waste Advisory Committee met on September 12, 2017, to discuss this potential rate increase, and voted to recommend that the Assembly increase solid waste disposal rates by 9.5% as proposed in Scenario 2 of the Water, Wastewater, Solid Waste, and Harbor Service Rate Study;

**NOW, THEREFORE BE IT RESOLVED**, by the Borough Assembly of the Municipality of Skagway that the following proposed solid waste disposal rates are approved and established:

**MUNICIPALITY OF SKAGWAY****RESOLUTION NO. 17-27R**

Page 2 of 3

	<b>PROPOSED INCREASE</b>	<b>9.5%</b>	
	<b>PROPOSED AMOUNT</b>	<b>CURRENT AMOUNT</b>	<b>FREQUENCY</b>
<b>GARBAGE RATES</b>			
Residential, 1 can 1 x week	\$75.95	\$69.36	Per Quarter
Residential, 2 cans 1 x week	\$119.31	\$108.96	Per Quarter
Residential, Per can in excess of 2; 1 x week	\$52.10	\$47.58	Per Quarter
Residential dumpster service, per pickup	\$42.84	\$39.12	Each Instance
Dyea dumpster	\$30.22	\$27.60	Per Quarter
Commercial, 1 can 1 x week	\$88.41	\$80.74	Per Quarter
Commercial, 2 cans 1 x week	\$129.56	\$118.32	Per Quarter
Commercial, Per can in excess of 2; 1 x week	\$56.24	\$51.36	Per Quarter
Commercial dumpster service, per pickup	\$42.84	\$39.12	Each Instance
Ships, vessels - less than 125 passengers	\$400.77	\$366.00	Per 1/2 Hour
Ships, vessels - more than 125 passengers	\$729.27	\$666.00	Per 1/2 Hour
Dumpster rental	\$151.11	\$138.00	Per Quarter
Dumpster purchase, plus freight	Actual Cost	Actual Cost	Each Instance
Repair of privately owned dumpster, plus actual cost of parts	\$24.31	\$22.20	Per Hour
Incinerator - minimum fee	\$13.14	\$12.00	Each Instance
Incinerator surcharge - in excess of six cans	\$3.94	\$3.60	Per Can
Incinerator surcharge - in excess of one cubic yard	\$15.77	\$14.40	Per Cubic Yard
Appliances, furnaces, etc.	\$19.71	\$18.00	Each Instance
Automobiles, large steel frames, etc. (all debris must be removed)	\$183.96	\$168.00	Each Instance
Tires - 20" rims or smaller	\$6.57	\$6.00	Per Tire
Tires - 21" rims or larger	\$13.14	\$12.00	Per Tire
Extra garbage pickup service; 2 cubic yard minimum	\$52.56	\$48.00	Each Instance
Extra garbage pickup service; in excess of 2 cubic yards	\$24.31	\$22.20	Per Cubic Yard
Waste oil - by special arrangement	Actual Cost	Actual Cost	Each Instance
Hazardous materials and waste - by special arrangement	Actual Cost	Actual Cost	Each Instance


**BE IT FURTHER RESOLVED**, that the garbage rates established by this resolution shall take effect on January 1, 2018.

MUNICIPALITY OF SKAGWAY


RESOLUTION NO. 17-27R

Page 3 of 3

**PASSED AND APPROVED** by a duly constituted quorum of the Borough Assembly of the Municipality of Skagway this 5<sup>th</sup> day of October, 2017.

  
\_\_\_\_\_  
Mark Schaefer, Mayor

ATTEST:

  
\_\_\_\_\_  
Emily A. Deach  
Borough Clerk

(SEAL)



Proposed by:	Administration
Attorney Review:	03/29/2018
Finance Review:	04/05/2018
Vote:	6 Aye 0 Nay 0 Absent

**MUNICIPALITY OF SKAGWAY, ALASKA**  
**RESOLUTION NO. 18-08R**

**A RESOLUTION OF THE MUNICIPALITY OF SKAGWAY, ALASKA AMENDING WATER AND WASTEWATER SERVICE RATES AND REPEALING RESOLUTION NO. 05-14R.**

**WHEREAS**, in June of 2015 the Municipality of Skagway contracted with FCS Group to complete a Water, Wastewater, Solid Waste, and Harbor Service Rate Study, to assist the Municipality in maintaining financially stable utilities and promote a fair and equitable allocation of system costs to its customers; and

**WHEREAS**, the study concluded that the revenue received by the Municipality under the existing rates is not adequate to meet the forecasted needs of the utilities; and

**WHEREAS**, under current conditions, the Water Fund and Wastewater Fund collects less user revenue than required to cover expenditures requiring subsidy from outside sources; and

**WHEREAS**, the study recommends these enterprise funds should collect revenues from sources that use the services provided by these enterprise funds; and

**WHEREAS**, the Municipal Water and Wastewater Utilities experience a substantial service load increase and maximum capacity impacts for the months of May-September due to cruise ship passengers and crew water and sewer use far exceeding the use of residents and other visitors to Skagway, which constitutes a service provided to the cruise ship vessels and/or cruise ship passenger within the Alaska statutory guidelines for the use of Commercial Passenger Vessel (CPV) funds; and

**WHEREAS**, Scenario 2 as outlined in the study of the Water and Wastewater funds proposes that rates increase of regular annual increase should be employed in order to decrease the projected deficits in the Water and Wastewater funds; and

**WHEREAS**, the Finance Committee met on March 15, 2018, to discuss a potential rate increase for each, and voted to recommend that the Assembly approve annual increases of 5% for water and 7% for wastewater each year for the following 5 years;

**NOW, THEREFORE BE IT RESOLVED**, by the Borough Assembly of the Municipality of Skagway that the following annual water and wastewater rate increases are approved and established:

**MUNICIPALITY OF SKAGWAY**  
**RESOLUTION NO. 18-08R**  
Page 2 of 4

	<i>PROPOSED INCREASE</i>	<i>5.00%</i>	<i>5.00%</i>	<i>5.00%</i>	<i>5.00%</i>	<i>5.00%</i>
	FREQUENCY	FY18 NEW RATES	FY19 RATES	FY20 RATES	FY21 RATES	FY22 RATES
<b>WATER UTILITY RATES</b>						
Residential, single-family	Per Quarter	\$63.00	\$66.15	\$69.46	\$72.93	\$76.58
Residential, multiple-family (per unit)	Per Quarter	\$63.00	\$66.15	\$69.46	\$72.93	\$76.58
Residential, shared wash & sanitary facilities (per bedroom)	Per Quarter	\$17.64	\$18.52	\$19.45	\$20.42	\$21.44
Residential, shared cooking facilities surcharge (per bedroom)	Per Quarter	\$11.97	\$12.57	\$13.20	\$13.86	\$14.55
Residential, shared laundry facilities surcharge (per bedroom)	Per Quarter	\$10.84	\$11.38	\$11.95	\$12.54	\$13.17
Food service, with seating (per table)	Per Quarter	\$21.61	\$22.69	\$23.82	\$25.02	\$26.27
Food service, without seating, w/cook & wash facilities	Per Quarter	\$63.00	\$66.15	\$69.46	\$72.93	\$76.58
Banquet or group food service surcharge	Per Quarter	\$31.82	\$33.41	\$35.08	\$36.83	\$38.67
Limited food service w/B-1	Per Quarter	\$36.16	\$37.97	\$39.87	\$41.86	\$43.96
B-1a Cocktail beverage service surcharge	Per Quarter	\$31.82	\$33.41	\$35.08	\$36.83	\$38.67
B-1b Surcharge per public restroom	Per Quarter	\$65.84	\$69.13	\$72.58	\$76.21	\$80.02
Retail and commercial home occupation	Per Quarter	\$63.00	\$66.15	\$69.46	\$72.93	\$76.58
Retail with employee restroom (per restroom)	Per Quarter	\$48.83	\$51.27	\$53.83	\$56.52	\$59.35
Retail with public restroom (per restroom)	Per Quarter	\$65.84	\$69.13	\$72.58	\$76.21	\$80.02
Grocery, food processing or preparation surcharge	Per Quarter	\$108.36	\$113.78	\$119.47	\$125.44	\$131.71
Hair salon (per chair)	Per Quarter	\$51.66	\$54.24	\$56.96	\$59.80	\$62.79
Automotive service station (includes one restroom)	Per Quarter	\$111.20	\$116.75	\$122.59	\$128.72	\$135.16
Automotive service station with vehicle washing surcharge	Per Quarter	\$19.91	\$20.90	\$21.95	\$23.05	\$24.20
Automotive service station public restroom surcharge	Per Quarter	\$65.84	\$69.13	\$72.58	\$76.21	\$80.02
Laundry service (per washing machine)	Per Quarter	\$36.92	\$38.76	\$40.70	\$42.74	\$44.87
Offices (per employee restroom)	Per Quarter	\$48.83	\$51.27	\$53.83	\$56.52	\$59.35
Offices with employee showers surcharge	Per Quarter	\$38.81	\$40.75	\$42.79	\$44.93	\$47.17
Offices with public restrooms surcharge	Per Quarter	\$65.84	\$69.13	\$72.58	\$76.21	\$80.02
Public accommodations - room with bath (per room)	Per Quarter	\$18.96	\$19.91	\$20.91	\$21.95	\$23.05
Public accommodations - room with shared bath (per room)	Per Quarter	\$16.51	\$17.33	\$18.20	\$19.11	\$20.06
Public accommodations - room w/cooking facilities surcharge	Per Quarter	\$9.70	\$10.19	\$10.70	\$11.23	\$11.79
Trailer parks or campgrounds	Per Quarter	\$63.00	\$66.15	\$69.46	\$72.93	\$76.58
Trailer parks or campgrounds central wash facilities surcharge (per restroom)	Per Quarter	\$65.84	\$69.13	\$72.58	\$76.21	\$80.02
Trailer parks or campgrounds w/water hookups surcharge (per stall)	Per Quarter	\$13.86	\$14.55	\$15.28	\$16.04	\$16.85
Trailer parks or campgrounds public shower surcharge (per shower)	Per Quarter	\$74.34	\$78.06	\$81.96	\$86.06	\$90.36
Trailer parks or campgrounds wastewater dump station surcharge (per stall)	Per Quarter	\$23.31	\$24.48	\$25.70	\$26.98	\$28.33
Trailer parks or campgrounds water station surcharge (per stall)	Per Quarter	\$7.81	\$8.20	\$8.61	\$9.04	\$9.50
Vehicle, aircraft, equipment maintenance (per employee restroom)	Per Quarter	\$48.83	\$51.27	\$53.83	\$56.52	\$59.35
Vehicle, aircraft, equipment maintenance employee shower surcharge	Per Quarter	\$38.81	\$40.75	\$42.79	\$44.93	\$47.17
Commercial vehicle/aircraft washing (15 passenger van or less, per vehicle)	Per Quarter	\$13.10	\$13.76	\$14.45	\$15.17	\$15.93
Commercial vehicle/aircraft washing (16 - 40 passenger van, per vehicle)	Per Quarter	\$28.98	\$30.43	\$31.95	\$33.55	\$35.23
Commercial vehicle/aircraft washing (41+ passenger van, per vehicle)	Per Quarter	\$51.66	\$54.24	\$56.96	\$59.80	\$62.79
Vessel watering (volume, metered service)	Per 1,000 Gallons	\$10.71	\$11.25	\$11.81	\$12.40	\$13.02
Food or fish processing (metered); plus \$6 quarterly service fee	Per 1,000 Gallons	\$4.41	\$4.63	\$4.86	\$5.11	\$5.36
Standby fire protection system	No Charge	\$0.00	\$0.00	\$0.00	\$0.00	\$0.00
Lodge with restroom (per restroom)	Per Quarter	\$48.83	\$51.27	\$53.83	\$56.52	\$59.35
Lodge with restroom - kitchen surcharge	Per Quarter	\$31.82	\$33.41	\$35.08	\$36.83	\$38.67
Churches	No Charge	\$0.00	\$0.00	\$0.00	\$0.00	\$0.00
Residential occupancy within a church	Per Quarter	\$63.00	\$66.15	\$69.46	\$72.93	\$76.58
Theater (per public restroom)	Per Quarter	\$65.84	\$69.13	\$72.58	\$76.21	\$80.02
Museum or display area (per public restroom)	Per Quarter	\$65.84	\$69.13	\$72.58	\$76.21	\$80.02
Public transportation terminals	Per Quarter	\$48.83	\$51.27	\$53.83	\$56.52	\$59.35
Medical or dental services with employee shower	Per Quarter	\$38.81	\$40.75	\$42.79	\$44.93	\$47.17
Medical or dental services with public restroom	Per Quarter	\$65.84	\$69.13	\$72.58	\$76.21	\$80.02
Daycare (per restroom)	Per Quarter	\$48.83	\$51.27	\$53.83	\$56.52	\$59.35
Daycare - kitchen surcharge	Per Quarter	\$31.82	\$33.41	\$35.08	\$36.83	\$38.67
Government vehicle maintenance facility	Per Quarter	\$48.83	\$51.27	\$53.83	\$56.52	\$59.35
Water or wastewater treatment facility (metered); plus \$6 quarterly fee	Per 1,000 Gallons	\$4.41	\$4.63	\$4.86	\$5.11	\$5.36
Public restrooms	Per Quarter	\$65.84	\$69.13	\$72.58	\$76.21	\$80.02
Boat harbor (metered); plus \$6 quarterly service fee	Per 1,000 Gallons	\$4.41	\$4.63	\$4.86	\$5.11	\$5.36
Government offices or library	Per Quarter	\$48.83	\$51.27	\$53.83	\$56.52	\$59.35
School (metered); plus \$6 quarterly service fee	Per 1,000 Gallons	\$4.41	\$4.63	\$4.86	\$5.11	\$5.36
Contract services approved by Assembly; plus \$6 quarterly service fee	Per 1,000 Gallons	\$4.41	\$4.63	\$4.86	\$5.11	\$5.36
Water on/off service fee	Each Instance	\$37.80	\$39.69	\$41.67	\$43.76	\$45.95

**MUNICIPALITY OF SKAGWAY**  
**RESOLUTION NO. 18-08R**  
Page 3 of 4

	<i>PROPOSED INCREASE</i>	<i>7.00%</i>	<i>7.00%</i>	<i>7.00%</i>	<i>7.00%</i>	<i>7.00%</i>
	FREQUENCY	FY18 NEW RATES	FY19 RATES	FY20 RATES	FY21 RATES	FY22 RATES
<b>WASTEWATER UTILITY RATES</b>						
Residential, single-family	Per Quarter	\$32.42	\$34.69	\$37.12	\$39.72	\$42.50
Residential, multiple-family (per unit)	Per Quarter	\$32.42	\$34.69	\$37.12	\$39.72	\$42.50
Residential, shared wash & sanitary facilities (per bedroom)	Per Quarter	\$11.62	\$12.43	\$13.30	\$14.24	\$15.23
Residential, shared cooking facilities surcharge (per bedroom)	Per Quarter	\$8.92	\$9.55	\$10.22	\$10.93	\$11.70
Residential, shared laundry facilities surcharge (per bedroom)	Per Quarter	\$8.54	\$9.14	\$9.78	\$10.46	\$11.19
Food service, with seating (per table)	Per Quarter	\$13.35	\$14.29	\$15.29	\$16.36	\$17.50
Food service, without seating, w/cook & wash facilities	Per Quarter	\$32.42	\$34.69	\$37.12	\$39.72	\$42.50
Banquet or group food service surcharge	Per Quarter	\$18.17	\$19.44	\$20.80	\$22.26	\$23.82
Limited food service w/B-1	Per Quarter	\$20.09	\$21.50	\$23.01	\$24.62	\$26.34
B-1a Cocktail beverage service surcharge	Per Quarter	\$18.17	\$19.44	\$20.80	\$22.26	\$23.82
B-1b Surcharge per public restroom	Per Quarter	\$33.77	\$36.13	\$38.66	\$41.37	\$44.26
Retail and commercial home occupation	Per Quarter	\$32.42	\$34.69	\$37.12	\$39.72	\$42.50
Retail with employee restroom (per restroom)	Per Quarter	\$25.87	\$27.68	\$29.62	\$31.70	\$33.91
Retail with public restroom (per restroom)	Per Quarter	\$33.77	\$36.13	\$38.66	\$41.37	\$44.26
Grocery, food processing or preparation surcharge	Per Quarter	\$53.22	\$56.95	\$60.93	\$65.20	\$69.76
Hair salon (per chair)	Per Quarter	\$27.22	\$29.13	\$31.17	\$33.35	\$35.68
Automotive service station (includes one restroom)	Per Quarter	\$54.57	\$58.39	\$62.48	\$66.85	\$71.53
Automotive service station with vehicle washing surcharge	Per Quarter	\$12.58	\$13.46	\$14.41	\$15.41	\$16.49
Automotive service station public restroom surcharge	Per Quarter	\$33.77	\$36.13	\$38.66	\$41.37	\$44.26
Laundry service (per washing machine)	Per Quarter	\$20.48	\$21.91	\$23.45	\$25.09	\$26.84
Offices (per employee restroom)	Per Quarter	\$25.87	\$27.68	\$29.62	\$31.70	\$33.91
Offices with employee showers surcharge	Per Quarter	\$21.25	\$22.74	\$24.33	\$26.03	\$27.85
Offices with public restrooms surcharge	Per Quarter	\$33.77	\$36.13	\$38.66	\$41.37	\$44.26
Public accommodations - room with bath (per room)	Per Quarter	\$12.20	\$13.05	\$13.97	\$14.94	\$15.99
Public accommodations - room with shared bath (per room)	Per Quarter	\$11.04	\$11.82	\$12.64	\$13.53	\$14.47
Public accommodations - room w/cooking facilities surcharge	Per Quarter	\$7.96	\$8.52	\$9.11	\$9.75	\$10.43
Trailer parks or campgrounds	Per Quarter	\$32.42	\$34.69	\$37.12	\$39.72	\$42.50
Trailer parks or campgrounds central wash facilities surcharge (per restroom)	Per Quarter	\$33.77	\$36.13	\$38.66	\$41.37	\$44.26
Trailer parks or campgrounds w/sewer hookups surcharge (per stall)	Per Quarter	\$9.89	\$10.58	\$11.32	\$12.11	\$12.96
Trailer parks or campgrounds public shower surcharge (per shower)	Per Quarter	\$37.62	\$40.25	\$43.07	\$46.09	\$49.31
Trailer parks or campgrounds wastewater dump station surcharge (per stall)	Per Quarter	\$102.72	\$109.91	\$117.60	\$125.84	\$134.64
Vehicle, aircraft, equipment maintenance (per employee restroom)	Per Quarter	\$25.87	\$27.68	\$29.62	\$31.70	\$33.91
Vehicle, aircraft, equipment maintenance employee shower surcharge	Per Quarter	\$21.25	\$22.74	\$24.33	\$26.03	\$27.85
Commercial vehicle/aircraft washing (15 passenger van or less, per vehicle)	Per Quarter	\$9.54	\$10.21	\$10.93	\$11.69	\$12.51
Commercial vehicle/aircraft washing (16 - 40 passenger van, per vehicle)	Per Quarter	\$16.82	\$18.00	\$19.26	\$20.61	\$22.05
Commercial vehicle/aircraft washing (41+ passenger van, per vehicle)	Per Quarter	\$27.22	\$29.13	\$31.17	\$33.35	\$35.68
Food or fish processing (metered); plus \$6 quarterly service fee	Per 1,000 Gallons	\$1.73	\$1.85	\$1.98	\$2.12	\$2.27
Standby fire protection system	No Charge	\$0.00	\$0.00	\$0.00	\$0.00	\$0.00
Lodge with restroom (per restroom)	Per Quarter	\$25.87	\$27.68	\$29.62	\$31.70	\$33.91
Lodge with restroom - kitchen surcharge	Per Quarter	\$20.09	\$21.50	\$23.01	\$24.62	\$26.34
Churches	No Charge	\$0.00	\$0.00	\$0.00	\$0.00	\$0.00
Residential occupancy within a church	Per Quarter	\$32.42	\$34.69	\$37.12	\$39.72	\$42.50
Theater (per public restroom)	Per Quarter	\$33.77	\$36.13	\$38.66	\$41.37	\$44.26
Museum or display area (per public restroom)	Per Quarter	\$33.77	\$36.13	\$38.66	\$41.37	\$44.26
Public transportation terminals	Per Quarter	\$25.87	\$27.68	\$29.62	\$31.70	\$33.91
Medical or dental services with employee shower	Per Quarter	\$21.25	\$22.74	\$24.33	\$26.03	\$27.85
Medical or dental services with public restroom	Per Quarter	\$33.77	\$36.13	\$38.66	\$41.37	\$44.26
Daycare (per restroom)	Per Quarter	\$25.87	\$27.68	\$29.62	\$31.70	\$33.91
Daycare - kitchen surcharge	Per Quarter	\$18.17	\$19.44	\$20.80	\$22.26	\$23.82
Government vehicle maintenance facility	Per Quarter	\$25.87	\$27.68	\$29.62	\$31.70	\$33.91
Water or wastewater treatment facility (metered); plus \$6 quarterly fee	Per 1,000 Gallons	\$1.73	\$1.85	\$1.98	\$2.12	\$2.27
Public restrooms	Per Quarter	\$33.77	\$36.13	\$38.66	\$41.37	\$44.26
Government offices or library	Per Quarter	\$25.87	\$27.68	\$29.62	\$31.70	\$33.91
School (metered); plus \$6 quarterly service fee	Per 1,000 Gallons	\$1.73	\$1.85	\$1.98	\$2.12	\$2.27
Contract services approved by Assembly; plus \$6 quarterly service fee	Per 1,000 Gallons	\$1.73	\$1.85	\$1.98	\$2.12	\$2.27
Wastewater sludge dumping fee	Per Cubic Yard	\$25.68	\$27.48	\$29.40	\$31.46	\$33.66

MUNICIPALITY OF SKAGWAY

RESOLUTION NO. 18-08R

Page 4 of 4


**BE IT FURTHER RESOLVED**, that the utility rates established by this resolution shall take immediately upon adoption.

**PASSED AND APPROVED** by a duly constituted quorum of the Borough Assembly of the Municipality of Skagway this 5<sup>th</sup> day of April, 2018.



\_\_\_\_\_  
Monica Carlson, Mayor

ATTEST:



\_\_\_\_\_  
Emily A. Deach  
Borough Clerk

(SEAL)



Proposed by:	Administration
Attorney Review:	12/08/2021
Finance Review:	12/15/2021
Vote: 4 Aye	0 Nay 2 Absent

**MUNICIPALITY OF SKAGWAY, ALASKA**  
**RESOLUTION NO. 21-41R**

**A RESOLUTION OF THE MUNICIPALITY OF SKAGWAY, ALASKA AMENDING SOLID WASTE DISPOSAL RATES AND REPEALING RESOLUTION NO. 17-27R.**

**WHEREAS**, in June of 2015 the Municipality of Skagway contracted with FCS Group to complete a Water, Wastewater, Solid Waste, and Harbor Service Rate Study, to assist the Municipality in maintaining financially stable utilities and promote a fair and equitable allocation of system costs to its customers; and

**WHEREAS**, the study concluded that the revenue received by the Municipality under the existing rates are not adequate to meet the forecasted needs of the utility; and

**WHEREAS**, under current conditions, the Garbage Enterprise Fund brings in approximately \$400,000 in revenues and covers approximately \$840,000 in expenses, and is partially subsidized by sales tax; and

**WHEREAS**, the Municipal Solid Waste Utility experiences a substantial service load increase for the months of May-September due to cruise ship, cruise passengers, and cruise ship crew waste disposal in the Municipality far exceeding the use of residents and in much greater numbers than other visitors to Skagway; and

**WHEREAS**, the substantial additional use of the Municipal Solid Waste Utility by the cruise ships, passengers, and crew constitutes a service provided to the cruise ships, passengers and crew within the Alaska statutory guidelines for the use of Commercial Passenger Vessel funds; and

**WHEREAS**, even with the revenues, use of sales tax, and the use of Commercial Passenger Vessel funding, the Garbage Enterprise Fund has a deficit resulting from the cost of services; and

**WHEREAS**, Scenario 2 as outlined in the study of the Solid Waste Utility proposes that rates increase by 9.5% per year in order to decrease the deficit in the Garbage Enterprise Fund and therefore the required municipal subsidy from other fund sources; and

**WHEREAS**, the Solid Waste Advisory Committee met on September 12, 2017, to discuss this potential rate increase, and voted to recommend that the Assembly increase solid waste disposal rates by 9.5% per year as proposed in Scenario 2 of the Water, Wastewater, Solid Waste, and Harbor Service Rate Study; and

**WHEREAS**, the rates were increased in 2017 pursuant to Resolution No. 17-27R, but not for any successive years; and

**WHEREAS**, it is recommended that the rates be increased annually;



**MUNICIPALITY OF SKAGWAY**  
**RESOLUTION NO. 21-41R**  
 Page 2 of 2


**NOW, THEREFORE BE IT RESOLVED**, by the Borough Assembly of the Municipality of Skagway that the following proposed solid waste disposal rates are approved and established:

	FREQUENCY	PROPOSED INCREASE	9.5%	9.5%	9.5%	9.5%	9.5%
		2022 NEW RATES	2023 RATES	2024 RATES	2025 RATES	2026 RATES	
<b>GARBAGE RATES</b>							
Residential, 1 can 1 x week	Per Quarter	\$83.16	\$91.06	\$99.72	\$109.19	\$119.56	
Residential, 2 cans 1 x week	Per Quarter	\$130.65	\$143.08	\$156.65	\$171.53	\$187.82	
Residential, Per can in excess of 2; 1 x week	Per Quarter	\$57.05	\$62.47	\$68.40	\$74.90	\$82.02	
Residential, extra garbage pickup service	Per Can	\$4.32	\$4.73	\$5.18	\$5.67	\$6.21	
Residential dumpster service, per pickup	Each Instance	\$46.91	\$51.36	\$56.24	\$61.58	\$67.43	
Dyea dumpster	Per Quarter	\$33.09	\$36.24	\$39.68	\$43.45	\$47.58	
Commercial, 1 can 1 x week	Per Quarter	\$96.81	\$106.01	\$116.08	\$127.10	\$139.18	
Commercial, 2 cans 1 x week	Per Quarter	\$141.87	\$155.35	\$170.10	\$186.26	\$203.96	
Commercial, Per can in excess of 2; 1 x week	Per Quarter	\$61.58	\$67.43	\$73.84	\$80.85	\$88.53	
Commercial dumpster service, per pickup	Each Instance	\$46.91	\$51.36	\$56.24	\$61.58	\$67.43	
Ships, vessels - less than 125 passengers	Per 1/2 Hour	\$438.84	\$480.53	\$526.18	\$576.17	\$630.91	
Ships, vessels - more than 125 passengers	Per 1/2 Hour	\$798.55	\$874.41	\$957.48	\$1,048.44	\$1,148.05	
Dumpster rental	Per Quarter	\$165.47	\$181.18	\$198.40	\$217.24	\$237.88	
Dumpster purchase, plus freight	Each Instance	Actual Cost	Actual Cost	Actual Cost	Actual Cost	Actual Cost	
Repair of privately owned dumpster, plus actual cost of parts	Per Hour	\$26.62	\$29.15	\$31.92	\$34.95	\$38.27	
Incinerator surcharge, 1 cubic yard minimum	Per Cubic Yard	\$17.27	\$18.91	\$20.70	\$22.67	\$24.82	
Appliances, furnaces, etc.	Each Instance	\$21.58	\$23.63	\$25.88	\$28.34	\$31.03	
Automobiles, large steel frames, etc. (all debris must be removed)	Each Instance	\$201.44	\$220.57	\$241.53	\$264.47	\$289.60	
Tires - 20" rims or smaller	Per Tire	\$7.19	\$7.88	\$8.63	\$9.45	\$10.34	
Tires - 21" rims or larger	Per Tire	\$14.39	\$15.76	\$17.25	\$18.89	\$20.69	
Extra garbage pickup service, 2 cubic yard minimum	Each Instance	\$57.55	\$63.02	\$69.01	\$75.56	\$82.74	
Extra garbage pickup service, in excess of 2 cubic yards	Per Cubic Yard	\$26.62	\$29.15	\$31.92	\$34.95	\$38.27	
Waste oil - by special arrangement	Each Instance	Actual Cost	Actual Cost	Actual Cost	Actual Cost	Actual Cost	
Hazardous materials and waste - by special arrangement	Each Instance	Actual Cost	Actual Cost	Actual Cost	Actual Cost	Actual Cost	

**BE IT FURTHER RESOLVED**, that the garbage rates established by this resolution shall take effect on April 1, 2022.

**PASSED AND APPROVED** by a duly constituted quorum of the Borough Assembly of the Municipality of Skagway this 16th day of December, 2021.

  
 Andrew Cremata, Mayor

ATTEST:  
  
 Steve Burnham Jr., Borough Clerk

(SEAL)



**MUNICIPALITY OF SKAGWAY, ALASKA**  
**RESOLUTION NO. 23-19R**

**A RESOLUTION OF THE MUNICIPALITY OF SKAGWAY, ALASKA AMENDING WATER UTILITY RATES.**

**WHEREAS,** water utility rates were last updated in 2018 via Resolution No. 18-08R; and

**WHEREAS,** water connection fees were last updated in 2009 via Resolution No. 09-18R;

**NOW, THEREFORE BE IT RESOLVED,** by the Borough Assembly of the Municipality of Skagway that the Water Utility Rates are amended as follows:

<i>% INCREASE</i>		5.00%	5.00%	5.00%	5.00%
	<b>FREQUENCY</b>	<b>FY23 RATES</b>	<b>FY24 RATES</b>	<b>FY25 RATES</b>	<b>FY26 RATES</b>
<b>WATER UTILITY RATES</b>					
Residential, single-family	Per Quarter	\$80.41	\$84.43	\$88.65	\$93.08
Residential, multiple-family (per unit)	Per Quarter	\$80.41	\$84.43	\$88.65	\$93.08
Residential, shared wash & sanitary facilities (per bedroom)	Per Quarter	\$22.51	\$23.64	\$24.82	\$26.06
Residential, shared cooking facilities surcharge (per bedroom)	Per Quarter	\$15.28	\$16.04	\$16.84	\$17.69
Residential, shared laundry facilities surcharge (per bedroom)	Per Quarter	\$13.83	\$14.52	\$15.25	\$16.01
Food service, with seating (per table)	Per Quarter	\$27.58	\$28.96	\$30.41	\$31.93
Food service, without seating, w/cook & wash facilities	Per Quarter	\$80.41	\$84.43	\$88.65	\$93.08
Banquet or group food service surcharge	Per Quarter	\$40.60	\$42.64	\$44.77	\$47.01
Limited food service w/B-1	Per Quarter	\$46.15	\$48.46	\$50.88	\$53.43
B-1a Cocktail beverage service surcharge	Per Quarter	\$40.60	\$42.64	\$44.77	\$47.01
B-1b Surcharge per public restroom	Per Quarter	\$84.02	\$88.23	\$92.64	\$97.27
Retail and commercial home occupation	Per Quarter	\$80.41	\$84.43	\$88.65	\$93.08
Retail with employee restroom (per restroom)	Per Quarter	\$62.31	\$65.43	\$68.70	\$72.14
Retail with public restroom (per restroom)	Per Quarter	\$84.02	\$88.23	\$92.64	\$97.27
Grocery, food processing or preparation surcharge	Per Quarter	\$138.30	\$145.21	\$152.47	\$160.10
Hair salon (per chair)	Per Quarter	\$65.93	\$69.23	\$72.69	\$76.33
Automotive service station (includes one restroom)	Per Quarter	\$141.92	\$149.01	\$156.46	\$164.29

MUNICIPALITY OF SKAGWAY

RESOLUTION NO. 23-19R

Page 2 of 4

Automotive service station with vehicle washing surcharge	Per Quarter	\$25.41	\$26.68	\$28.01	\$29.41
Automotive service station public restroom surcharge	Per Quarter	\$84.02	\$88.23	\$92.64	\$97.27
Laundry service (per washing machine)	Per Quarter	\$47.12	\$49.47	\$51.95	\$54.54
Offices (per employee restroom)	Per Quarter	\$62.31	\$65.43	\$68.70	\$72.14
Offices with employee showers surcharge	Per Quarter	\$49.53	\$52.01	\$54.61	\$57.34
Offices with public restrooms surcharge	Per Quarter	\$84.02	\$88.23	\$92.64	\$97.27
Public accommodations - room with bath (per room)	Per Quarter	\$24.20	\$25.41	\$26.68	\$28.02
Public accommodations - room with shared bath (per room)	Per Quarter	\$21.07	\$22.12	\$23.23	\$24.39
Public accommodations - room w/cooking facilities surcharge	Per Quarter	\$12.38	\$13.00	\$13.65	\$14.33
Trailer parks or campgrounds	Per Quarter	\$80.41	\$84.43	\$88.65	\$93.08
Trailer parks or campgrounds central wash facilities surcharge (per restroom)	Per Quarter	\$84.02	\$88.23	\$92.64	\$97.27
Trailer parks or campgrounds w/water hookups surcharge (per stall)	Per Quarter	\$17.69	\$18.57	\$19.50	\$20.48
Trailer parks or campgrounds public shower surcharge (per shower)	Per Quarter	\$94.88	\$99.62	\$104.60	\$109.83
Trailer parks or campgrounds wastewater dump station surcharge (per stall)	Per Quarter	\$29.75	\$31.24	\$32.80	\$34.44
Trailer parks or campgrounds water station surcharge (per stall)	Per Quarter	\$9.97	\$10.47	\$10.99	\$11.54
Vehicle, aircraft, equipment maintenance (per employee restroom)	Per Quarter	\$62.31	\$65.43	\$68.70	\$72.14
Vehicle, aircraft, equipment maintenance employee shower surcharge	Per Quarter	\$49.53	\$52.01	\$54.61	\$57.34
Commercial vehicle/aircraft washing (15 passenger van or less, per vehicle)	Per Quarter	\$16.72	\$17.56	\$18.44	\$19.36
Commercial vehicle/aircraft washing (16 - 40 passenger van, per vehicle)	Per Quarter	\$36.99	\$38.84	\$40.78	\$42.82
Commercial vehicle/aircraft washing (41+ passenger van, per vehicle)	Per Quarter	\$65.93	\$69.23	\$72.69	\$76.33
Vessel watering (volume, metered service, <b>per tariff</b> )	Per 1,000 Gallons	<del>\$13.67</del> <b>\$5.63</b>	<del>\$14.35</del> <b>\$5.91</b>	<del>\$15.07</del> <b>\$6.21</b>	<del>\$15.82</del> <b>\$6.52</b>
Food or fish processing (metered); plus \$6 quarterly service fee	Per 1,000 Gallons	\$5.63	\$5.91	\$6.21	\$6.52
Standby fire protection system	No Charge	\$0.00	\$0.00	\$0.00	\$0.00

MUNICIPALITY OF SKAGWAY

RESOLUTION NO. 23-19R


Lodge with restroom (per restroom)	Per Quarter	\$62.31	\$65.43	\$68.70	\$72.14
Lodge with restroom - kitchen surcharge	Per Quarter	\$40.60	\$42.64	\$44.77	\$47.01
Churches	No Charge	\$0.00	\$0.00	\$0.00	\$0.00
Residential occupancy within a church	Per Quarter	\$80.41	\$84.43	\$88.65	\$93.08
Theater (per public restroom)	Per Quarter	\$84.02	\$88.23	\$92.64	\$97.27
Museum or display area (per public restroom)	Per Quarter	\$84.02	\$88.23	\$92.64	\$97.27
Public transportation terminals	Per Quarter	\$62.31	\$65.43	\$68.70	\$72.14
Medical or dental services with employee shower	Per Quarter	\$49.53	\$52.01	\$54.61	\$57.34
Medical or dental services with public restroom	Per Quarter	\$84.02	\$88.23	\$92.64	\$97.27
Daycare (per restroom)	Per Quarter	\$62.31	\$65.43	\$68.70	\$72.14
Daycare - kitchen surcharge	Per Quarter	\$40.60	\$42.64	\$44.77	\$47.01
Government vehicle maintenance facility	Per Quarter	\$62.31	\$65.43	\$68.70	\$72.14
Water or wastewater treatment facility (metered); plus \$6 quarterly fee	Per 1,000 Gallons	\$5.63	\$5.91	\$6.21	\$6.52
Public restrooms	Per Quarter	\$84.02	\$88.23	\$92.64	\$97.27
Boat harbor (metered); plus \$6 quarterly service fee	Per 1,000 Gallons	\$5.63	\$5.91	\$6.21	\$6.52
Government offices or library	Per Quarter	\$62.31	\$65.43	\$68.70	\$72.14
School (metered); plus \$6 quarterly service fee	Per 1,000 Gallons	<del>\$5.63</del>	<del>\$5.91</del>	<del>\$6.21</del>	<del>\$6.52</del>
Contract services approved by Assembly; plus \$6 quarterly service fee	Per 1,000 Gallons	\$5.63	\$5.91	\$6.21	\$6.52
Water on/off service fee	Each Instance	\$48.24	\$50.66	\$53.19	\$55.85
<u>Water connection: 1" HDPE under unpaved street</u>	<u>Each Instance</u>	<u>\$2,520.00</u>	<u>\$3,024.00</u>	<u>\$3,628.80</u>	<u>\$4,354.56</u>
<u>Water connection: 1" HDPE under paved street</u>	<u>Each Instance</u>	<u>\$5,040.00</u>	<u>\$6,048.00</u>	<u>\$7,257.60</u>	<u>\$8,709.12</u>
<u>Water connection: 2" HDPE under unpaved street</u>	<u>Each Instance</u>	<u>\$2,760.00</u>	<u>\$3,312.00</u>	<u>\$3,974.40</u>	<u>\$4,769.28</u>
<u>Water connection: 2" HDPE under paved street</u>	<u>Each Instance</u>	<u>\$5,400.00</u>	<u>\$6,480.00</u>	<u>\$7,776.00</u>	<u>\$9,331.20</u>
<u>Water connection: 4" or 6" ductile sprinkler under unpaved street</u>	<u>Each Instance</u>	<u>\$3,960.00</u>	<u>\$4,752.00</u>	<u>\$5,702.40</u>	<u>\$6,842.88</u>
<u>Water connection: 4" or 6" ductile sprinkler under paved street</u>	<u>Each Instance</u>	<u>\$6,480.00</u>	<u>\$7,776.00</u>	<u>\$9,331.20</u>	<u>\$11,197.44</u>

MUNICIPALITY OF SKAGWAY

RESOLUTION NO. 23-19R


Page 4 of 4

**PASSED AND APPROVED** by a duly constituted quorum of the Borough Assembly of the Municipality of Skagway this 4th day of May, 2023.



Andrew Cremata, Mayor

ATTEST:



Steve Burnham Jr., Borough Clerk

(SEAL)



**MUNICIPALITY OF SKAGWAY, ALASKA**  
**RESOLUTION NO. 23-20R**

**A RESOLUTION OF THE MUNICIPALITY OF SKAGWAY, ALASKA AMENDING WASTEWATER UTILITY RATES.**

**WHEREAS,** wastewater utility rates were last updated in 2018 via Resolution No. 18-08R; and

**WHEREAS,** sewer connection fees were last updated in 2009 via Resolution No. 09-18R;

**NOW, THEREFORE BE IT RESOLVED,** by the Borough Assembly of the Municipality of Skagway that the Wastewater Utility Rates are amended as follows:

<i>PROPOSED INCREASE</i>		7.00%	7.00%	7.00%	7.00%
	<b>FREQUENCY</b>	<b>FY23 RATES</b>	<b>FY24 RATES</b>	<b>FY25 RATES</b>	<b>FY26 RATES</b>
<b>WASTEWATER UTILITY RATES</b>					
Residential, single-family	Per Quarter	\$45.47	\$48.66	\$52.06	\$55.71
Residential, multiple-family (per unit)	Per Quarter	\$45.47	\$48.66	\$52.06	\$55.71
Residential, shared wash & sanitary facilities (per bedroom)	Per Quarter	\$16.30	\$17.44	\$18.66	\$19.97
Residential, shared cooking facilities surcharge (per bedroom)	Per Quarter	\$12.52	\$13.39	\$14.33	\$15.33
Residential, shared laundry facilities surcharge (per bedroom)	Per Quarter	\$11.98	\$12.81	\$13.71	\$14.67
Food service, with seating (per table)	Per Quarter	\$18.73	\$20.04	\$21.44	\$22.94
Food service, without seating, w/cook & wash facilities	Per Quarter	\$45.47	\$48.66	\$52.06	\$55.71
Banquet or group food service surcharge	Per Quarter	\$25.48	\$27.27	\$29.17	\$31.22
Limited food service w/B-1	Per Quarter	\$28.18	\$30.16	\$32.27	\$34.53
B-1a Cocktail beverage service surcharge	Per Quarter	\$25.48	\$27.27	\$29.17	\$31.22
B-1b Surcharge per public restroom	Per Quarter	\$47.36	\$50.68	\$54.23	\$58.02
Retail and commercial home occupation	Per Quarter	\$45.47	\$48.66	\$52.06	\$55.71
Retail with employee restroom (per restroom)	Per Quarter	\$36.29	\$38.83	\$41.55	\$44.45
Retail with public restroom (per restroom)	Per Quarter	\$47.36	\$50.68	\$54.23	\$58.02
Grocery, food processing or preparation surcharge	Per Quarter	\$74.65	\$79.87	\$85.46	\$91.44
Hair salon (per chair)	Per Quarter	\$38.18	\$40.85	\$43.71	\$46.77
Automotive service station (includes one restroom)	Per Quarter	\$76.54	\$81.89	\$87.63	\$93.76
Automotive service station with vehicle washing surcharge	Per Quarter	\$17.65	\$18.88	\$20.21	\$21.62

**MUNICIPALITY OF SKAGWAY**

**RESOLUTION NO. 23-20R**

Page 2 of 3


Automotive service station public restroom surcharge	Per Quarter	\$47.36	\$50.68	\$54.23	\$58.02
Laundry service (per washing machine)	Per Quarter	\$28.72	\$30.73	\$32.89	\$35.19
Offices (per employee restroom)	Per Quarter	\$36.29	\$38.83	\$41.55	\$44.45
Offices with employee showers surcharge	Per Quarter	\$29.80	\$31.89	\$34.12	\$36.51
Offices with public restrooms surcharge	Per Quarter	\$47.36	\$50.68	\$54.23	\$58.02
Public accommodations - room with bath (per room)	Per Quarter	\$17.11	\$18.31	\$19.59	\$20.96
Public accommodations - room with shared bath (per room)	Per Quarter	\$15.49	\$16.57	\$17.73	\$18.97
Public accommodations - room w/cooking facilities surcharge	Per Quarter	\$11.17	\$11.95	\$12.78	\$13.68
Trailer parks or campgrounds	Per Quarter	\$45.47	\$48.66	\$52.06	\$55.71
Trailer parks or campgrounds central wash facilities surcharge (per restroom)	Per Quarter	\$47.36	\$50.68	\$54.23	\$58.02
Trailer parks or campgrounds w/sewer hookups surcharge (per stall)	Per Quarter	\$13.87	\$14.84	\$15.88	\$16.99
Trailer parks or campgrounds public shower surcharge (per shower)	Per Quarter	\$52.77	\$56.46	\$60.41	\$64.64
Trailer parks or campgrounds wastewater dump station surcharge (per stall)	Per Quarter	\$144.07	\$154.16	\$164.95	\$176.49
Vehicle, aircraft, equipment maintenance (per employee restroom)	Per Quarter	\$36.29	\$38.83	\$41.55	\$44.45
Vehicle, aircraft, equipment maintenance employee shower surcharge	Per Quarter	\$29.80	\$31.89	\$34.12	\$36.51
Commercial vehicle/aircraft washing (15 passenger van or less, per vehicle)	Per Quarter	\$13.39	\$14.32	\$15.33	\$16.40
Commercial vehicle/aircraft washing (16 - 40 passenger van, per vehicle)	Per Quarter	\$23.59	\$25.24	\$27.01	\$28.90
Commercial vehicle/aircraft washing (41+ passenger van, per vehicle)	Per Quarter	\$38.18	\$40.85	\$43.71	\$46.77
Food or fish processing (metered); plus \$6 quarterly service fee	Per 1,000 Gallons	\$2.43	\$2.60	\$2.78	\$2.98
Standby fire protection system	No Charge	\$0.00	\$0.00	\$0.00	\$0.00
Lodge with restroom (per restroom)	Per Quarter	\$36.29	\$38.83	\$41.55	\$44.45
Lodge with restroom - kitchen surcharge	Per Quarter	\$28.18	\$30.16	\$32.27	\$34.53
Churches	No Charge	\$0.00	\$0.00	\$0.00	\$0.00
Residential occupancy within a church	Per Quarter	\$45.47	\$48.66	\$52.06	\$55.71
Theater (per public restroom)	Per Quarter	\$47.36	\$50.68	\$54.23	\$58.02
Museum or display area (per public restroom)	Per Quarter	\$47.36	\$50.68	\$54.23	\$58.02
Public transportation terminals	Per Quarter	\$36.29	\$38.83	\$41.55	\$44.45
Medical or dental services with employee shower	Per Quarter	\$29.80	\$31.89	\$34.12	\$36.51
Medical or dental services with public restroom	Per Quarter	\$47.36	\$50.68	\$54.23	\$58.02

Daycare (per restroom)	Per Quarter	\$36.29	\$38.83	\$41.55	\$44.45
Daycare - kitchen surcharge	Per Quarter	\$25.48	\$27.27	\$29.17	\$31.22
Government vehicle maintenance facility	Per Quarter	\$36.29	\$38.83	\$41.55	\$44.45
Water or wastewater treatment facility (metered); plus \$6 quarterly fee	Per 1,000 Gallons	\$2.43	\$2.60	\$2.78	\$2.98
Public restrooms	Per Quarter	\$47.36	\$50.68	\$54.23	\$58.02
Government offices or library	Per Quarter	\$36.29	\$38.83	\$41.55	\$44.45
School (metered); plus \$6 quarterly service fee	Per 1,000 Gallons	\$2.43	\$2.60	\$2.78	\$2.98
Contract services approved by Assembly; plus \$6 quarterly service fee	Per 1,000 Gallons	\$2.43	\$2.60	\$2.78	\$2.98
Wastewater sludge dumping fee	Per Cubic Yard	\$36.02	\$38.54	\$41.24	\$44.12
<b>Septic dumping at wastewater treatment plant</b>	<b>Per 100 Gallons</b>	<b>\$12.87</b>	<b>\$13.77</b>	<b>\$14.73</b>	<b>\$15.76</b>
<b>Sewer connection: 4" or 6" PVC under unpaved street</b>	<b>Each Instance</b>	<b>\$1,320.00</b>	<b>\$1,584.00</b>	<b>\$1,900.80</b>	<b>\$2,280.96</b>
<b>Sewer connection: 4" PVC under paved street</b>	<b>Each Instance</b>	<b>\$3,840.00</b>	<b>\$4,608.00</b>	<b>\$5,529.60</b>	<b>\$6,635.52</b>
<b>Sewer connection: 6" PVC under paved street</b>	<b>Each Instance</b>	<b>\$3,960.00</b>	<b>\$4,752.00</b>	<b>\$5,702.40</b>	<b>\$6,842.88</b>

PASSED AND APPROVED by a duly constituted quorum of the Borough Assembly of the Municipality of Skagway this 4th day of May, 2023.

  
 Andrew Cremata, Mayor

ATTEST:

  
 Steve Burnham Jr., Borough Clerk

(SEAL)

