

Skagway Historic District Architectural Paint Color Palette

INTRODUCTION

The 80 paint colors listed here are those that may be used on the exterior of buildings in the Skagway Historic District. Unless you have good historical evidence that your building was painted otherwise, you must choose from the colors shown here.

Many of the colors in this palette have been identified by laboratory analysis of actual paint samples collected from Skagway's historic buildings and can be seen on buildings that have been restored by the National Park Service. The remaining colors are those that were offered by U.S. paint manufacturers of the 1897-1910 period and were likely available in Skagway.

Period Aesthetics and Paint Schemes

Generally, late Victorian paint schemes (i.e.: c.1870–1900) were characterized by earth colors and greens, often in surprisingly dark shades. Whites and creams were *not* in fashion. Closely related body and trim colors were often favored. (An example of this may be seen on the *Mascot Saloon* building which has been restored by the NPS to its 1898 appearance.) Sash colors were usually dark green, black, or occasionally, red. (*Sash* refers to the wooden parts of a window that surround the glass. It does *not* include the trim surrounding the window such as the window frame and sill.)

High Victorian style buildings, (The Pack Train building, the Golden North Hotel building, and the Mulvihill house in Skagway are examples of this style), having multiple stories and complicated patterns and structures such as scalloped shingles, multiple beltcourses, bracketed cornices, towers, etc., were often painted with two or three body colors as well as two trim colors, a sash color, and sometimes even an accent color. However, such elaborate paint schemes, in order to be historically appropriate, should not be undertaken without knowledgeable guidance. To create such a scheme, Roger W. Moss and Gail Caskey Winkler's book *Victorian Exterior Decoration*, listed below, should be consulted or professional guidance sought.

Since most of Skagway's buildings were built in a relatively simple, vernacular style, almost all were originally painted with only one body color (siding), one trim color, and often, a third sash color. Only very rarely, on the most elaborate structures, as mentioned above, would a greater number of colors be used. The Historic District Commission will consider the appropriateness of any elaborate paint schemes on a case by case basis and may not allow schemes that are not within historically documented examples such as those illustrated in period painting guides or in standard references such as *Victorian Exterior Decoration*. Flamboyant, fanciful "painted lady"-style treatments are not allowed.

After the turn of the century, as Victorian aesthetics waned, light pastel bodies trimmed in white, and white bodies trimmed in dark green came back into fashion. An example of the latter may be seen on the *Lynch & Kennedy Dry Goods and Haberdashery* building which has been restored by the NPS to its 1908 appearance.


For excellent guidance on how to create a historically accurate paint scheme, we recommend:

Victorian Exterior Decoration; How to Paint Your Nineteenth-Century American House Historically, by Roger W. Moss and Gail Caskey Winkler (Henry Holt & Company, New York, NY, 1987).


How to Use This Palette

1. Each color is illustrated with a swatch and has a name and number. Use this name and number when specifying to the Historic District Commission the colors you want to use (e.g.: "Color 21, Violet-Brown").
2. **Due to the limitations of digital representation, color swatches viewed online, on any screen, or printed will NOT BE ACCURATE and paint colors cannot be effectively matched to them. These digital swatches are offered only for general information purposes and give only a rough approximation of the character of each color.** The Municipality of Skagway maintains a collection of physical swatches of all the colors in the palette which may be viewed at the Municipal Office.

3. Please note that some of these colors have **restrictions** as to how they may be used (e.g.: black may be used for sash only). Any restrictions are listed with each color in the list following the swatches; be sure to check carefully and take note of them. . These restrictions are based on historical research of period paint schemes and aesthetics. When a restriction reads “May not be used with colors X, Y, Z,” it means the color cannot be used in any combination on the same building with any or all of those colors X, Y, and/or Z. (However, these color restrictions to not include colors used on signs on the building.)
4. Of course, you may use any brand of paint you like so long as the colors match those given in our palette. For your convenience, we have listed acceptable paint color matches from several major brands in the list of colors following the illustrated swatches. None of these brands is recommended over any others, but they are widely available and the listings may help if you need to make custom matches in other brands (see below).
5. **We regret that we do not have physical swatches to give you.** If you are not using one of the products listed and need to have paint custom matched, be sure to copy down the *Munsell code* shown directly below each color name in the list (e.g.: “10YR 9/1”) *and* the Benjamin Moore color name and number – *even if you will not be using a Benjamin Moore paint*. Most paint dealers can custom match any color if you give them the Munsell code and/or a Benjamin Moore color number, even if they are a Benjamin Moore competitor. (The Munsell color system is a widely used method of designating colors). You can also take a competitor’s paint swatch card to a paint dealer to have it matched in their brand.
6. **The Municipality of Skagway strongly recommends that chosen colors and paints be tested on the building(s) to be painted before committing to them. Major paint brands now supply all their colors in small, inexpensive quantities for this purpose.**
7. The use of high gloss finishes is discouraged. Semi-gloss is a good choice.




1. Cream No. 1



2. Cream No. 2



3. Colonial Revival
Ivory



4. Rosy Cream



5. Yellowish Gray
No. 1



6. Pale
Yellowish Pink



7. Yellowish Gray
No. 2



8. Pinkish Gray



9. Taupe



10. Yellowish Gray
No. 3



11. Fieldstone



12. Gray-Tan



13. Light
Neutral Gray



14. Weathered
Gray



15. Platinum Gray




16. Bluish Gray



17. Grayish Blue



18. Black



19. Grayish
Reddish Brown



20. Hodley Red



21. Violet-Brown




22. Port



23. Dark Grayish
Reddish Brown



24. Moderate
Reddish Brown




25. Strong
Reddish Brown




26. Moderate
Yellowish Pink



27. Grayish Red




28. Red-Brown
No. 1



29. Red-Brown
No. 2



30. Georgian Brick



31. Terra Cotta



32. Topaz



33. Orange-Pink
No. 1



34. Orange-Pink
No. 2



35. Dark
Orange-Yellow



36. Orange-Yellow



37. Amber



38. Gold



39. Colonial Revival
Yellow



40. Grayish Red



41. Moderate
Orange Yellow



42. Dusty Rose



43. Light
Grayish Brown



44. Grayish Brown



45. Gold-Tan




46. Light
Brownstone



47. Medium
Brownstone



48. Medium Brown




49. Dark
Brownstone



50. Moderate
Olive Brown



51. Olive Gray




52. Grayish Olive



53. Light
Olive Brown



54. Medium Drab



55. Light Drab



56. Light Olive



57. Sage Green



58. Dark Olive



59. Light
Blue Stone



60. Light
Blue Green



61. Antique Gold



62. Green-Gold



63. Fawn




64. Olive Yellow



65. Straw



66. Buff



67. Pale
Greenish Yellow



68. Very Dark
Green



69. Shutter Green



70. Dark
Chrome Green



71. Dark Green



72. Kelly Green



73. Light
Yellowish Green



74. Pale Green



75. Light
Bluish Green




76. Sky Blue No. 1



77. Sky Blue No. 2



78. Colonial Revival
Blue



79. Denim Wash



80. Grayish Blue

List of Colors

1. Cream No. 1

10Y 9/1

May be seen on: *Lynch & Kennedy Haberdashery and Dry Goods Store* siding

Benjamin Moore Snow on the Mountain 1513

Sherwin-Williams 6154 Nacre

Behr 1873 Off White

True Value 20D1 Independence

Glidden White Swan A1863

Suggested trim colors: 1, 2, 3, 68-70

2. Cream No. 2

5Y 9.25/1

Benjamin Moore White Blush 904

Behr 290A-1 Angel Food

Glidden Baker White A0841

Sherwin-Williams 6378 Crisp Linen

True Value 19C1 Quest

Suggested trim colors: 1, 2, 3, 68-70

3. Colonial Revival Ivory

2.5Y 9/2

Benjamin Moore Honey Harbor 920

Behr 320A-2 Provence Cream

Glidden Starlet A0708

True Value 12A2 Rainfresh

Sherwin-Williams 6679 Full Moon

Suggested trim colors: 1-3, 14, 39, 68-70, 78

4. Rosy Cream

2.5Y 8.5/2

Benjamin Moore Pumpkin Seeds 113

True Value 10A1 Glazed Apricot

Behr 310C-1 Kansas Grain

Glidden Lace Corsage A0582

Sherwin-Williams 6364 Eggwhite

Suggested trim colors: 15, 17, 40, 53, 64

5. Yellowish Gray

2.5Y 9/1

Benjamin Moore Moccasin 1059

Glidden Bavarian Crème A0715

Sherwin-Williams 6113 Interactive Cream

True Value 16D3 Encompass

Suggested trim colors: 15, 55

6. Pale Yellowish Pink

7.5YR 8/2

Benjamin Moore Basking Ridge Beige 1158

Sherwin-Williams 6057 Malted Milk

Glidden Tippy Taupe A0569

True Value 07C3 Fortune Cookie

7. Yellowish Gray No. 2

8YR 7/2

Sherwin-Williams 6086 Sand Dune

Glidden Desert Sand A0564

8. Pinkish Gray

10R7/1

Glidden Gray Mauve A1677

9. Taupe

5R 6.5/1

May be seen on: *Pantheon Saloon* rear siding and trim

Sherwin-Williams 6038 Truly Taupe

Behr 7808-4 Slate Pebble

10. Yellowish Gray No. 2

10Y 7.5/1

10. Yellowish Gray No. 3

10Y 7.5/1

Benjamin Moore Silver Song 1557

Sherwin-Williams 6183 Conservative Gray

Glidden Oyster Bay A1885

Behr 790C-3 Dolphin Fin

11. Fieldstone

10Y 7/1

May be seen on: *Mascot and Pantheon Saloons* off-Broadway facades

Benjamin Moore Fieldstone 1558

Behr 790D-4 Granite Boulder

Sherwin-Williams 6198 Sensible Hue

Glidden Aged Stucco A1886

Suggested trim colors: 1-3, 10, 46-49, 54, 55, 59, 63, 65, 66

12. Gray-Tan

1.25Y 8/1.5

May be seen on: *Verbauwhede's Cribs* siding

Benjamin Moore Annapolis Gray PM-14

True Value 17D3 Neat Sail

Behr 730C-3 Castle Path

Glidden Sand White A1795

Sherwin-Williams 7037 Balanced Beige

Suggested trim colors: 15, 17, 40, 49

13. Light Neutral Gray

N8.0/

Benjamin Moore Metro Gray 1459

Suggested trim colors: 1-3, 39

14. Weathered Gray

10B 7/1

May be seen on: *Boss Bakery* off-Broadway facades; National Park Service fencing

This color is recommended for use as a semi-transparent stain to mimic unpainted, weathered wood. Such a low maintenance stain finish is excellent for unpainted rough siding (such as board and batten) the rear of buildings and false fronts, rough board fencing, utility enclosures, etc.

True Value Weathered Gray

Benjamin Moore Silent Night 1613

Sherwin-Williams 7072 Online

Glidden Frosty Gray A1942

15. Platinum Gray

10B 7/0.5

Benjamin Moore Platinum Gray RME-71

Glidden Old Monterey A1831

Sherwin-Williams 7017 Dorian Gray

Suggested trim colors: 17, 42, 46, 53, 55, 64, 65

16. Bluish Gray

10B 6/1

Benjamin Moore Gibraltar Cliffs 1587

17. Grayish Blue

5PB 4/2

Sherwin-Williams 6257 Gibraltar

18. Black

N0.5/0

RESTRICTED

May be used for sash ONLY

Benjamin Moore Black

True Value 36D7 Brimson Tide

Sherwin-Williams 6258 Tricorn Black

Behr S-H-790 Black Suede

Glidden Dark Secret A2016

19. Grayish Reddish Brown

7.5R 3.5/2

Behr 140F-6 Book Binder

Glidden Smokey Claret A0370

True Value 03C6 Aerie

20. Hodley Red

10R 3.5/4

May be seen on: *The Red Front* siding

Benjamin Moore Hodley Red HC-65

Behr 170F-7 Leather Bound

21. Violet-Brown

7.5R 3/2

May be seen on: *Verbauwhede's Cigar Store and Confectionary* trim

Benjamin Moore El Cajon Clay 1260

Glidden Morocco Red A0294

Behr 710B-7 Rich Mahogany

22. Port

10R 2/4

Behr Tawny Port S-G-730

Suggested trim colors: 37, 54

23. Dark Grayish Reddish Brown

7.5R 2/2

This color was commonly used for sash and doors throughout the 19th century. It was not often used for body color except for first stories or storefronts where lighter colors were used on the stories above.

Sherwin-Williams 2801 Rookwood Dark Red

Suggested trim colors: 26, 27, 38, 40-42, 44

24. Moderate Reddish Brown

7.5R 3/6

This color was commonly used for sash during the Victorian era.

RESTRICTED

May NOT be used with colors 35-39, 62, 67, 73-80.

Benjamin Moore Country Redwood RME-23

Sherwin-Williams 6328 Fireweed

25. Strong Reddish Brown

10R 3/10

RESTRICTED

May be used for sash ONLY.

In addition, it may NOT be used with colors 36-39, 60-62, 65-67, 71-80.

Benjamin Moore Merlot Red 2006-10

26. Moderate Yellowish Pink

7.5R 7/4

Benjamin Moore Amaryllis 1256
Sherwin-Williams 6304 Pressed Flower

27. Grayish Red

5R 5/4

Benjamin Moore Bourbon Street 1257

28. Red-Brown No. 1

7.5R 4/6

May be seen on: *White Pass & Yukon Route Depot* siding

Benjamin Moore Baked Clay 035
Behr 210D-7 Firebrick
Sherwin-Williams 6334 Flower Pot
Glidden Sicilian Summer A0469

29. Red-Brown No. 2

7.5R 4/8

RESTRICTED

May NOT be used with colors 34, 36, 56-67, 71-80

Sherwin-Williams 6320 Bravado Red
Benjamin Moore Spanish Red 1301
Glidden Salsa A0385

Suggested trim colors: 19-23, 26, 27, 32, 38, 39

30. Georgian Brick

10R 4/6

May be seen on: *The Red Front* trim

Benjamin Moore Georgian Brick HC-50
Sherwin-Williams 2803 Rookwood Terra Cotta

Suggested trim colors: 37, 48, 59

31. Terra Cotta

7.5YR 5/6

RESTRICTED

May NOT be used with colors 67, 73-80.

Benjamin Moore Copper Kettle 1218
Behr 230D-7 Cinnamon Brandy

Suggested trim colors: 37, 58, 46, 47, 49

32. Topaz

2.5YR 5/7

May be seen on: *Pantheon Saloon* trim

Benjamin Moore Topaz 070
Glidden Amber Coast A0475
Sherwin-Williams 6349 Pennywise

33. Orange-Pink No. 1

10R 6/6

Benjamin Moore Peaches 'n Cream 040
Behr 210D-6 Caribbean Coral
Glidden Indian Summer A0446

34. Orange-Pink No. 2

10R 6/8

RESTRICTED

May NOT be used with colors 29, 35-37, 59-62, 64-67, 72-80.

Benjamin Moore Golden Gate 033

Behr 210D-6 Caribbean Coral

Glidden Indian Summer A0446

Suggested trim color: 41

35. Dark Orange Yellow

7.5YR 6/8

RESTRICTED

May NOT be used with colors 24 and 33.

Benjamin Moore Amber 168

36. Orange-Yellow

8.75YR 7/12

May be seen on: *Penial Mission* trim

RESTRICTED

May NOT be used with colors 24, 25, 29, 33, 57, 59, 62, 67, 71-80.

Benjamin Moore Mayan Gold 175

Sherwin-Williams 6670 Gold Crest

Glidden Gingerglow A0643

Suggested trim colors: 28, 30, 35, 47-49, 52-54

37. Amber

10YR 7/7

RESTRICTED

May NOT be used with colors 24, 25, 33.

Benjamin Moore Morgan Hill Gold 189
Sherwin-Williams 6382 Ceremonial Gold
True Value 12C6 Bronzed Chariot
Behr 310D-5 Sahara Shade
Glidden Gingerglow A0643

Suggested trim colors: 22, 30, 31, 41, 44, 47-49, 57, 58

38. Gold

10YR 8/6

May be seen on: *WP&YR Administrative Offices* siding and *Depot* trim

RESTRICTED

May NOT be used with colors 24 and 25.

Benjamin Moore Orange Ice 166
Sherwin-Williams 6367 Viva Gold
Glidden Peche A0633
True Value 11A5 Valencia

39. Colonial Revival Yellow

2.5Y 8.5/8

May be seen on: *Pantheon Saloon* siding

RESTRICTED

May NOT be used with colors 24, 25, 67, 72-80.

Benjamin Moore Sunny Days 172

Glidden Gold Sunset A0617

True Value 12B5 Tawny Port

Sherwin-Williams 6675 Afternoon

Behr 290B-5 Torchlight

Suggested trim colors: 1-3, 14, 15, 55

40. Grayish Red

7.5R 5/2

Sherwin-Williams 6032 Dutch Cocoa

41. Moderate Orange Yellow

7.5YR 7/6

Benjamin Moore Casabella 102

Glidden Muffin A0564

42. Dusty Rose

7.5YR 6/4

Benjamin Moore Wilderness Cabin 1168

Sherwin-Williams 2804 Renwick Rose Beige

True Value 06C4 Fondue

Glidden Soft Wheat A0606

Suggested trim colors: 59, 65

43. Light Grayish Brown

7.5YR 5/3

Benjamin Moore Old Canal 1132

Glidden Padre Island A0552

True Value 06C5 Dust Devil

Behr 240F-5 Toasted Chestnut

44. Grayish Brown

7.5YR 3/2

Benjamin Moore Charleston Brown RM-66

Behr 240F-7 Root Beer

Suggested trim colors: 23, 47, 48

45. Gold-Tan

10YR 7/4

Boas Tailor and Furrier siding

Benjamin Moore Twilight Gold 1069

True Value 18C5 Glazed Ginger

Glidden Naturally Calm A0664

46. Light Brownstone

10YR 6/3

Benjamin Moore Clay 1034

Sherwin-Williams 2823 Rookwood Clay

True Value 14D6 Well Bred

Behr 280F-5 New Chestnut

Suggested trim colors: 10, 11, 15, 17, 47-49, 53-55, 64

47. Medium Brownstone

10YR 5/3

Benjamin Moore Cambridge Riverbed 1035

Sherwin-Williams 6103 Tea Chest

Behr 280F-6 Sweet Georgia Brown

True Value 121D6 Bitter Chocolate

Glidden Pepper Spice A1756

Suggested trim colors: 10, 11, 44, 46, 48, 49, 54, 55, 63

48. Medium Brown

10YR 5/4

Boas Tailor & Furrier trim

Benjamin Moore Acorn 1125

Sherwin-Williams 6095 Toasty

True Value 17C7 Dried Pine

Glidden Goldstone A1770

Behr 260F-6 Smokey Topaz

Suggested trim colors: 44, 47, 24 for sash, 25 for sash

49. Dark Brownstone

10YR 3/1.5

Suggested trim colors: 10, 11, 30, 42, 46-48, 53-55, 63

Benjamin Moore Middlebury Brown HC-68

Sherwin-Williams 6083 Sable

Glidden Slate Brown A1792

Behr 760B-6 Traditional

50. Moderate Olive Brown

2.5Y 3/2

Benjamin Moore Otter Brown 2137-10

Glidden Slate Brown A1792

Behr S-H-740 Fedora

True Value 07D7 Justice

51. Olive Gray

5Y 4/1

Commonly used for sash during the Victorian era.

Benjamin Moore Durango 2137-30

Behr 720D-6 Toasted Walnut

Sherwin-Williams 7054 Suitable Brown

Glidden Loam A1875

True Value 20D7 Rebel

52. Grayish Olive

5Y 4/2

Benjamin Moore Bayleaf 1533

Sherwin-Williams 6159 High Tea

Behr 760D-6 Spanish Galleon

Glidden Moss Agate A0895

True Value 19D7 Intense Oliver

53. Light Olive Brown

2.5Y 4.5/2

Benjamin Moore Stampede 979

Glidden Grey Squirrel A1840

Behr 720D-5 Mocha Accent

Sherwin-Williams 7033 Brainstorm Bronze

Suggested trim colors: 15, 17, 42, 46-49, 59, 65

54. Medium Drab

5Y 5/2

Benjamin Moore Majestic Sage 1532

True Value 19D6 Euphony

Behr 750D-5 Desert Shadows

Glidden Tuscan Hillside A0894

Suggested trim colors: 46-49, 53, 60, 63, 65, 66

55. Light Drab

5Y 7/2

Benjamin Moore Embassy Green 1523

Sherwin-Williams 6150 Universal Khaki

Behr 750D-4 Pebble Stone

Glidden Montana Tan A0866

True Value 19D4 Bonkers

Suggested trim colors: 11, 15, 17, 39, 46-49, 53, 54, 60, 63, 65

56. Light Olive

10YR 6/2

RESTRICTED

May NOT be used with colors 29, 36.

Benjamin Moore Cypress Green 509

Sherwin-Williams 2826 Colonial Revival Green Stone

True Value 23D5 Darjeeling

Suggested trim colors: 25 (as sash only), 31, 37, 48, 58, 63-66

57. Sage Green

10Y 7/2

May be seen on: *Boss Bakery* siding above storefront

RESTRICTED

May NOT be used with color 29.

Sherwin-Williams 2860 Sage
Benjamin Moore Tree Moss 508
True Value 23D4 Proper Etiquette
Glidden Woodland Mystery A0977

58. Dark Olive

7.5Y 5/2

RESTRICTED

May NOT be used with color 29.

Benjamin Moore Pine Grove 511
Behr 380F-7 Crocodile

Suggested trim colors: 25 (as sash only), 31, 37, 48, 63-66

59. Light Blue Stone

5G 5.5/1

RESTRICTED

May NOT be used with colors 29, 36.

Benjamin Moore Garden Oasis 699
Sherwin-Williams 2811 Rookwood Blue Green
Behr 460F-4 Weathersfield Moss
Glidden Mountain Shadow A1132

Suggested trim colors: 15, 22, 30, 53-55, 63, 66

60. Light Blue Green

5GY 6.5/2

RESTRICTED

May NOT be used with colors 25, 29, 33.

Benjamin Moore Sherwood Green HC-118

Sherwin-Williams 2852 Plymouth Green

Behr 420F-4 Sagey

Glidden Marian's Meadow A0998

True Value 24D4 Hunky Dory

Suggested trim colors: 48, 54, 55, 59, 63, 65, 66

61. Antique Gold

10Y 6/4

RESTRICTED

May NOT be used with colors 25, 29, 33, 73-80.

Benjamin Moore Hiking Path 524

Behr 390F-6 Tate Olive

Glidden Aligator Pear A0951

62. Green-Gold

10Y 7/4

RESTRICTED

May NOT be used with colors 24, 25, 29, 33, 36, 73-80.

Sherwin-Williams 6416 Sassy Green

True Value 22C5 Tomatillo

63. Fawn

2.5Y 6/4

RESTRICTED

May NOT be used with color 29.

Benjamin Moore Livingstone Gold HC-16
Glidden Khaki Moss A0770
Sherwin-Williams 2814 Rookwood Antique Gold
Behr 340F-7 Woven Basket
True Value 19C7 Olivene

Suggested trim colors: 10, 11, 47, 49, 54, 55, 65, 66

64. Olive Yellow

2.5Y 6/6

RESTRICTED

May NOT be used with colors 29 and 33.

Benjamin Moore Brazen 259
Behr 330F-6 Bristle Grass
True Value 20C7 General
Glidden Dusty Countryside A0819
Sherwin-Williams 2824 Rookwood Antique Gold

Suggested trim colors: 15, 46-49, 58, 63, 65, 66

65. Straw

3.5Y 7/4

RESTRICTED May NOT be used with colors 25, 29, 33.

Benjamin Moore Summerdale Gold HC-17
True Value 20C6 Shadetree
Glidden Old Salem Gold A0818
Behr 320F-5 Mesa

Suggested trim colors: 11, 15, 17, 42, 44, 47-49, 53-55, 58, 63, 66

66. Buff

5Y 8/4

RESTRICTED

May NOT be used with colors 25, 29, 33.

Benjamin Moore Adams Gold HC-18

Behr 360E-3 Winter Garden

Sherwin-Williams 6134 Netsuke

True Value 21C3 Ripe Pear

Suggested trim colors: 14, 48, 52, 54, 63, 65

67. Pale Greenish Yellow

10Y 8.5/4

RESTRICTED

May NOT be used with colors 24, 25, 29, 31, 33, 36, 39.

Benjamin Moore Sweet Pear 389

Glidden Spring Dream A0885

True Value 16B2 Sunny Disposition

68. Very Dark Green

10GY 2/1

May be seen on: *Lynch & Kennedy Dry Goods & Haberdashery* trim

This color was commonly used for sash during the Victorian era. It was almost universally used for shutters on white houses in America up until about 1840. A white or cream body with dark green trim (as seen on the Lynch & Kennedy building) became popular again in the early 20th Century.

The paint used on this building is Benjamin Moore's Essex Green custom tinted with additional black. Otherwise, Benjamin Moore's Black Forest 046, though not a close match, is acceptable.

69. Shutter Green

7.5BG 3/2

This color was commonly used for sash during throughout the 19th century

Benjamin Moore Yorktowne Green HC-133

Sherwin-Williams 6223 Still Water

Behr 490F-7 Jungle Green

70. Dark Chrome Green

2.5BG 2/4

May be seen on: *White Pass & Yukon Route Offices* trim and *Boss Bakery* trim

The paint used on these two buildings is Benjamin Moore's Chrome Green custom tinted with additional black.

71. Dark Green

7.5G 3/4

RESTRICTED

May NOT be used with colors 25, 29, 36.

Behr 480D-7 Isle of Pines

72. Kelly Green

10GY 4/6

May be seen on: *Moore House* trim

RESTRICTED

May be used for trim ONLY.

In addition, this color may NOT be used with colors 25, 29, 33, 36, 39.

Behr Pine Scent S-H-440

Benjamin Moore Seaweed 2035-10

Glidden Splendor A1078

Suggested body colors: 16, 78, 79; with 18, 22-24 for sash

73. Light Yellowish Green

2.5G 7/4

RESTRICTED

May NOT be used with colors 24, 25, 29, 31, 33, 36, 39, 61, 62.

Sherwin-Williams 6451 Nurture Green

Suggested trim colors: 1-3

74. Pale Green

10GY 8/2

RESTRICTED

May NOT be used with colors 24, 25, 29, 31, 33, 36, 39, 61, 62.

Sherwin-Williams 6442 Supreme Green

Benjamin Moore Pine Barrens 437

Glidden Lily Pond A1109

True Value 25C2 Forever Young

Suggested trim colors: 1-3

75. Light Bluish Green

5BG 7.3/4

RESTRICTED

May NOT be used with colors 24, 25, 29, 31, 33, 36, 39, 61, 62.

Behr 490D-4 Eucalyptus Leaf

Suggested trim colors: 1-3

76. Sky Blue No. 1

2.5PB 8/4

RESTRICTED

May NOT be used with colors 24, 25, 29, 31, 33, 36, 39, 61, 62.

Behr Tropical Pool 550A-2

True Value 31B3 Reverence

Benjamin Moore Jet Stream 814

Suggested trim colors: 1-3

77. Sky Blue No. 2

2.5PB 8/6

Moore House siding

RESTRICTED

May NOT be used with colors 24, 25, 29, 31, 33, 36, 39, 61, 62.

Benjamin Moore Palatial Skies 800

Suggested trim colors: 1-3

78. Colonial Revival Blue

7.5B 5.5/2

RESTRICTED

May NOT be used with colors 24, 25, 29, 31, 33, 36, 39, 61, 62.

Benjamin Moore van Cortland Blue HC-145

True Value 28D5 Trustworthy

Suggested trim colors: 1-3

79. Denim Wash

2.5 PB 6/4

RESTRICTED

May NOT be used with colors 24, 25, 29, 31, 33, 36, 39, 61, 62.

Benjamin Moore Denim Wash 838

True Value 31C5 Empower

Glidden Lakefront A1377

Suggested trim colors: 1-3

80. Grayish Blue

2.5PB 5/4

RESTRICTED

May NOT be used with colors 24, 25, 29, 31, 33, 36, 39, 61, 62.

Benjamin Moore Blue Nose 1678

True Value 31C6 Wondrous

Behr 550F-5 Winter Lake

Suggested trim colors: 1-3