

Proposed by:	Finance Committee
Attorney Review:	04/22/2019
Vote:	6 Aye 0 Nay 0 Absent

**MUNICIPALITY OF SKAGWAY, ALASKA**  
**RESOLUTION NO. 19-19R**

**A RESOLUTION OF THE MUNICIPALITY OF SKAGWAY, ALASKA, APPROVING THE REPORT, “A REVIEW: 2019 CRUISE SHIP PRESENCE SKAGWAY, ALASKA” AND SUPPORTING ITS APPLICATION TO ASSIST THE ASSEMBLY IN DETERMINING THE USE OF COMMERCIAL PASSENGER VESSEL (CPV) EXCISE TAX FUNDS.**

**WHEREAS**, the State of Alaska levies an excise tax on passengers who travel on vessels providing overnight accommodations in the state’s marine water, and under the State’s guidelines the Municipality of Skagway is entitled to receive a portion of these revenues “in a manner calculated to improve port and harbor facilities and other services to properly provide for vessel or watercraft visits and to enhance the safety and efficiency of interstate and foreign commerce” (AS 43.52.230); and

**WHEREAS**, in 2008 the Municipality of Skagway commissioned a report from James Van Altvorst and Borough Attorney Robert Blasco for the purpose of assessing the appropriate use of allocated Commercial Passenger Vessel (CPV) excise tax revenue; and

**WHEREAS**, this report was used by the Municipality of Skagway to determine its appropriate use of CPV funds consistent with state law; and

**WHEREAS**, in 2016 the State of Alaska conducted an audit of the use of CPV revenues by municipalities, and noted in its follow-up report that for the Municipality of Skagway, “the impact survey [of 2008] serves as an objective basis for using CPV funds for general municipal operations. However, the audit noted that the survey was six years old at the time of the audit and in need of being updated”; and

**WHEREAS**, in response to this observation, the Municipality of Skagway contracted with Mr. Van Altvorst to update the 2008 study with the report, “Estimating 2016 Cruise Ship Visitor Impact,” which concludes that despite demographic changes, the underlying assumptions and the formula for determine the appropriate use of CPV funds as outlined in the 2008 report remained appropriate for use in 2016; and

**WHEREAS**, to ensure that the Municipality’s elected and appointed officials are working with reasonably current data as they consider requests for appropriations of State-shared CPV funds, the Municipality contracted with Mr. Van Altvorst to update the study with the report, “A Review: 2019 Cruise Ship Presence Skagway, Alaska”; and

**WHEREAS**, in determining how it will apply CPV funds to appropriate expenditures, the Municipality of Skagway assumes the maximum potential exposure for providing services and facilities responsive to cruise ship visitor traffic, as detailed on pages 22 – 23 of the report;


**NOW, THEREFORE, BE IT RESOLVED** by the Borough Assembly of the Municipality of Skagway that the Municipality approves the report, "A Review: 2019 Cruise Ship Presence Skagway, Alaska" by James Van Altvorst, and fully supports its conclusions and use in determining the expenditure of municipal CPV funds consistent with AS 43.52.230.

**PASSED AND APPROVED** this 2<sup>nd</sup> day of May, 2019, by the Assembly of the Municipality of Skagway, Alaska.



Andrew Cremata, Mayor

ATTEST:



Emily Deach  
Municipal Clerk

(SEAL)



# A Review: 2019 Cruise Ship Presence Skagway, Alaska

## Cruise Ship Presence in Skagway

### Skagway - A General Overview

#### A Small Town Setting

Skagway is a relatively small community; an estimated 1,067 people declare Skagway as their home residence. Of that total, 1,034 people, fully 95%, live within the community's compact urban core.<sup>1</sup> That core area is bounded by the waters of Taiya Inlet at the northernmost end of Lynn Canal, which provides cruise ships access to Skagway, and by dramatically imposing, rugged terrain. The following composite provides a graphic perspective of Skagway's setting as it pertains to this study.<sup>2</sup>



<sup>1</sup> State of Alaska, Department of Labor and Workforce Development, Research and Analysis Section, Alaska Population Overview - 2017 Estimates, November 2018, p. 134.

<sup>2</sup> State of Alaska, Department of Commerce and Community Development, Division of Community and Regional Affairs, <http://dced.maps.arcgis.com/apps/webappviewer/index.html?id=18fdb060875740f5ad22099ca779d637> (accessed February 15, 2019).

Photo credits: "Scenic" by Katelyn Bauer; "Our Town" by Andrew Cremata.

## A Report Prepared for Municipality of Skagway

April 8, 2019

James A. Van Altvorst  
Van Altvorst & Associates  
PO Box 8251  
Ketchikan, AK 99901-3251

# TABLE OF CONTENTS

Introduction . . . . .	1
Cruise Ship Presence in Skagway. . . . .	3
Skagway - A General Overview. . . . .	3
A Small Town Setting . . . . .	3
A Borough . . . . .	5
A Prime Tourist Destination . . . . .	7
Cruise Ship Visitor Season — A 2019 Overview . . . . .	8
The Season . . . . .	9
The Ships . . . . .	11
Big Ships, Big News. . . . .	11
Overall Ship Capacity . . . . .	12
Schedule of Arrivals . . . . .	13
Daily Cruise Ship Visitor Patterns . . . . .	14
Some Comparisons: Skagway, Juneau, and Ketchikan . . . . .	15
Ratio of Visitors to Population . . . . .	15
Time in Port . . . . .	17
Estimating Potential Cruise Ship Related Demand . . . . .	19
General Methodology . . . . .	19
Four Scenarios . . . . .	20
Assumptions and Calculations . . . . .	21
The Primary Assumption — People Count. . . . .	21
Visitor Scenarios. . . . .	22
Maximum. . . . .	22
High. . . . .	23
Moderate. . . . .	23
Low . . . . .	23
Skagway Resident Population . . . . .	24
Skagway Resident Service Hours . . . . .	24
Cruise Ship Visits - Skagway . . . . .	24
Cruise Ships Included. . . . .	25
Cruise Ship Passenger Capacity . . . . .	25
Portion of Cruise Ship Passengers Disembarking . . . . .	27
Time Cruise Ship Passengers Spend Ashore. . . . .	28
Ship Passenger Ashore Service Hours. . . . .	28

## *A Review of 2019 Cruise Ship Presence in Skagway, Alaska*

Cruise Ship Complement . . . . .	28
Portion of Cruise Ship Crew Disembarking . . . . .	29
Time Cruise Ship Crews Spend Ashore . . . . .	30
Ship Crew Ashore Service Hours . . . . .	30
A Caveat re Report’s Numbers and Calculations . . . . .	31
Consideration of Need for Additional Study . . . . .	32
Appendix 1 . . . . .	35
Annotated Copy of SCVB’s Table: Skagway Arrivals by Category 1983 – 2018 . . . . .	35
Appendix 2 . . . . .	38
January 4, 2019, Draft Cruise Ship Schedule – Skagway, Alaska . . .	38
Appendix 3 . . . . .	44
January 4, 2019, Draft Cruise Ship Schedule – Juneau, Alaska. . . .	44
Appendix 4 . . . . .	55
January 4, 2019, Draft Cruise Ship Schedule – Ketchikan, Alaska .	55
Appendix 5 . . . . .	71
Distribution of Daily Cruise Ships and Cruise Ship Visitors, Skagway – 2016 Scheduled . . . . .	71
Appendix 6 . . . . .	73
2019 Cruise Ship Visits by Community . . . . .	73
Appendix 7 . . . . .	76
2017 Census Data for Skagway, Juneau and Ketchikan . . . . .	76
Appendix 8 . . . . .	80
Community Population and Cruise Ship Visitor Comparisons – 2016 . . . . .	80
Appendix 9 . . . . .	82
Scenario: Maximum . . . . .	82
Appendix 10 . . . . .	124
Scenario: High . . . . .	124
Appendix 11 . . . . .	166
Scenario: Moderate . . . . .	166
Appendix 12 . . . . .	208
Scenario: Low . . . . .	208

*A Review of 2019 Cruise Ship Presence in Skagway, Alaska*

Appendix 13 .....	249
Table 1. North American Cruises, Key Statistics .....	249
Appendix 14 .....	251
Table 1. North American Cruises, Key Statistics — Annotated .....	251
Appendix 15 .....	253
Excerpt: Aggregate Analysis — Economic Contribution of Cruise Tourism to Destination Economies. Vol. I .....	253
Appendix 16 .....	273
Reports: Estimates re Cruise Ship Passengers and Crew Ashore Visits .....	273
Appendix 17 .....	276
Estimating Cruise Ship Crew Visitations Ashore — Ketchikan, Alaska, 2016 Data. ....	276

## Introduction

The Municipality of Skagway is entitled to and does receive a portion of revenue the State of Alaska generates through an “excise tax on passengers traveling on commercial passenger vessels providing overnight accommodations that anchor or moor on the state's marine water with the intent to allow passengers to embark or disembark” imposed under authority of AS 43.52.200–43.52.295. The provisions of AS 43.52.200–43.52.295 provide general guidance to municipalities such as Skagway regarding the use of that State-shared revenue.

In 2008, in anticipation of its first receipt of this State-shared excise tax revenue, the Municipality commissioned a study to develop a rationale and an approach to assist elected and appointed officials to utilize those funds in “ways consistent with State law and that respond to community needs.” The concluding report, *Allocating Commercial Passenger Vessel Excise Tax Revenues*, dated May 19, 2008, noted that the demands upon Municipality services and facilities necessarily included those imposed by the year-round resident population, notably increasing numbers of visitors, in particular cruise ship passengers and crew, and seasonal residents whose presence was closely linked to cruise ship visitors. The report also noted the obvious: Skagway is a disproportionately small community given the number of cruise ship visitors arriving and projected to arrive almost daily during the intensive summer visitor season. The report offered an approach for elected and appointed Municipality officials to utilize CPV funds consistent with requirements imposed by State law. The report also proposed using the Municipality’s annual budget process to assess the effect of cruise ships, passengers and crew presence in Skagway on municipal services and facilities as a basis for deliberation on proposed appropriations of State-shared CPV funds.

On February 29, 2016, the Alaska Division of Legislative Audit released A Performance Audit of the Department Of Commerce, Community, and Economic Development and Department Of Revenue Commercial Passenger Vessel (CPV) Tax Program. With regard to the Municipality’s use of CPV revenues, the State’s audit report notes at page 18:

*According to [Skagway] municipal representatives, the use of shared tax revenues to fund general municipal operations is justified by a cruise ship impact survey completed in FY 08 ... The impact survey serves as an objective basis for using CPV funds for general municipal operations. However, the audit noted that the survey was six years old at the time of the audit and in need of being updated. (Emphasis added )*

In response to the Legislative Audit report, the Assembly authorized a study to update the 2008 report. The scope of this update was significantly narrower than the 2008 study. Largely, that difference related to the fact that the Municipality had an established procedure for allocating CPV funds; and, importantly, the Performance Audit report noted Skagway’s “impact survey serves as an objective basis for using CPV funds for general municipal operations.” Therefore, in order to address the

## *A Review of 2019 Cruise Ship Presence in Skagway, Alaska*

Performance Audit's remaining criticism that the "impact survey" was "in need of being updated," the Municipality required only updates to local census data, cruise ship visit schedules, passenger load and ship complement data, and related calculations that could be used to assess the effect of cruise ship visitations on the Municipality's services and facilities. That study concluded with a March 31, 2017 report, *Estimating 2016 Cruise Ship Visitor Impact - Skagway, Alaska*.

Further, as part of its authorization of the 2017 report, the Assembly also provided for periodic updates in order to ensure that the Municipality's elected and appointed officials were working with reasonably current data as they consider requests for appropriations of State-shared CPV funds. This report is intended to provide such an update of the 2017 report.

Toward that end, this report aims to

- Provide updates to Skagway's census data, cruise ship visit schedules, passenger load and ship complement data, and related calculations;
- Provide information that the Municipality of Skagway, through its elected Assembly and appointed staff, can use to assess potential demand cruise ships, their passengers, and their crew may impose on the Municipality's services and facilities; and
- Offer a frame of reference within which the Municipality, through its elected Assembly and appointed staff, can consider proposals to finance, provide, administer, operate, maintain, repair, or replace Municipality facilities and services affected by cruise ship visitations.



## Cruise Ship Presence in Skagway

### Skagway - A General Overview

#### A Small Town Setting

Skagway is a relatively small community; an estimated 1,087 people declare Skagway as their home residence. Of that total, 1,034 people, fully 95%, live within the community's compact urban core.<sup>1</sup> That core area is bounded by the waters of Taiya Inlet at the northernmost end of Lynn Canal, which provides cruise ships access to Skagway, and by dramatically imposing, rugged terrain. The following composite provides a graphic perspective of Skagway's setting as it pertains to this study.<sup>2</sup>



<sup>1</sup> State of Alaska, Department of Labor and Workforce Development, Research and Analysis Section, *Alaska Population Overview - 2017 Estimates*, November 2018, p. 134.

<sup>2</sup> State of Alaska, Department of Commerce and Community Development, Division of Community and Regional Affairs, <http://dced.maps.arcgis.com/apps/webappviewer/index.html?id=18fdb060875740fdad22099ca779d637> (accessed February 15, 2019).

Photo credits: "Scenic" by Katelyn Bauer; "Our Town" by Andrew Cremata.

## *A Review of 2019 Cruise Ship Presence in Skagway, Alaska*

This core area, which is the focus of most of the Municipality of Skagway's public facilities and services, is suitably small for a year-round population of just over 1,000. The fact that this relatively small developed core is tightly framed and restricted by rugged terrain suggests that the Municipality's facilities and services will experience intensive seasonal use, far beyond what a community of 1,000 would normally require, when scheduled cruise ships will bring nearly 1.5 million visitors (passengers and crew) into the community during the 158-day 2019 season. Indeed, Skagway can anticipate 21 days with over 16,000 cruise ship visitors, including one day exceeding 21,000 visitors, in 2019.

Being a relatively small and isolated community, Skagway has a proportionally small labor pool. That local labor pool is inadequate to meet the relatively large demands of the seasonal visitor sector of the local economy. Seasonal workers fill that demand. While current data is lacking, several studies define the issue. Relevant highlights follow:

*Since the majority of visitors come to Skagway during the summer months, much of the total economic activity takes place during a short period of time. Skagway's employment exhibits sharp seasonal fluctuations and the bulk of its business revenues are earned during the summer months. ... The bustling city center of Skagway in the middle of the tourist season is hardly recognizable during the winter months. For the month of January 1998, total employment was 349 and there were 11 employers with 10 or more employees. During the peak month of July 1998, employment more than tripled to 1,106, and the number of large employers increased to 26.<sup>1</sup> (Emphasis added.)*

*As a result of heavy visitor volumes between May and September, many successful seasonal businesses have developed and thrived in Skagway. About 250 businesses operate in Skagway during the summer season, of which 213 sell goods and services to visitors. Because of the small labor pool in Skagway, many out-of-area seasonal workers are attracted to Skagway to fill the available seasonal jobs. About 62% of summer season workers in Skagway are seasonal residents. Approximately 51% of visitor-related businesses are owned by seasonal Skagway residents.<sup>2</sup> (Emphasis added.)*

---

<sup>1</sup> John Boucher and Rachel Baker, "Skagway: Gateway to the Klondike." Alaska Economic Trends. July 1999. p. 5.

<sup>2</sup> Southeast Strategies and Dean Runyan Associates. *Skagway Economic Impact Study*. February 23, 2000, p. 1.

Note: The expressed purpose of this study was "to document of the economic impact of the visitor industry in Skagway, Alaska." Preface, p. iii.

## *A Review of 2019 Cruise Ship Presence in Skagway, Alaska*

*The travel industry is the most important segment of Skagway's economy, providing most of the business income, employment and government revenue for the city. The economy of Skagway is robust from May through September – the period during which Skagway receives most of its visitors. Unlike other communities in the Southeast Alaska region, virtually no other basic economic sectors exist in Skagway. As this seasonal visitor volume has steadily risen, many successful seasonal businesses have developed and thrived in Skagway, attracting seasonal resident business owners. In addition to employing most full-year residents, Skagway businesses attract many out-of-area seasonal workers to fill a variety of summer jobs necessary to support Skagway's visitors. As a result, the population of Skagway more than doubles during the visitor season.<sup>1</sup> (Emphasis added.)*

*Skagway's job count nearly triples from its winter low point to its summer high point. ... Statewide, there's typically a much smaller summer increase of about 15 percent, and a much bigger share of that increase comes from seafood processing and construction, two of the state's other very seasonal industries.<sup>2</sup> (Emphasis added.)*

While limited in number and now somewhat dated, the general picture these reports draw is still true. Skagway's population temporarily, but dramatically, increases each year as businesses and government agencies gear up to provide services, facilities and products to meet the demands of upwards of 1.5 million visitors. Each year, the expansion of the local labor pool "more than doubles," perhaps triples, the year-round population of Skagway. Those estimates may actually understate the actual increase; because many of these individuals are accompanied by families, partners and others, not all of whom are counted in official employment data.<sup>3</sup> In any event, while the annual seasonal influx of temporary residents represents an understandable response to a thriving but seasonal visitor industry, the fact remains that the Municipality must be prepared to accommodate a doubling or tripling of the "resident" population for 40-50% of the year, every year, on its public facilities and services.

### A Borough

The community of Skagway was the first in Alaska to form a local municipal government. That first-in-Alaska municipality, now the Municipality of Skagway, is a 1st Class Borough incorporated under provisions of the constitution, laws and regulations of the State of Alaska.

---

<sup>1</sup> *ibid.* p. 5.

<sup>2</sup> Dan Robinson and Alyssa Shanks, "Skagway," *Alaska Economic Trends*, June 2008. p. 5.

<sup>3</sup> Telephone conversations with Kaitlyn Jared, Skagway Development Corporation, February 26, 2019; and with Cody Jennings, SCVB, March 13, 2019.

## *A Review of 2019 Cruise Ship Presence in Skagway, Alaska*

Article X, Section 2 provides that “All local government powers shall be vested in boroughs and cities.” Article X, Section 3 of the Alaska constitution provides that boroughs

*shall be established in a manner and according to standards provided by law. The standards shall include population, geography, economy, transportation, and other factors. Each borough shall embrace an area and population with common interests to the maximum degree possible.*

Alaska Statutes and various provisions of the Alaska Administrative Code, in particular AS 29.05.031 and 3 AAC 110.04—3 AAC 110.067 respectively, elaborate the basic constitutional standards for borough incorporation. These provisions in Alaska law and regulation regarding formation of local governments suggest quite clearly that Alaska’s local governments are intended to provide, operate and maintain public services and facilities necessary and appropriate for the communities they serve. Upon incorporation, then, local governments are empowered and obligated to provide the public services and facilities required, desired and supported by the residents of these communities as expressed through their duly elected representatives and appointed staff.

For local governments, the provision, operation and maintenance of public services and facilities can be described in most basic terms as a numbers game. For reasons that are largely political and financial, each of the provided services and facilities is typically scaled to the size and character of the community. In some cases, the math might be relatively straightforward. Some examples: Daily requirements for potable water production and wastewater treatment can be estimated with fair accuracy for any given population. Fire departments can be staffed and equipped based upon the inventory and nature of the housing, commercial and industrial building stock. Police departments, too, can be staffed and equipped based upon factors relating to size and character of the community. Determining the nature and scope of other services and facilities may be a more involved task. Usually, most local governments services and facilities relate closely to community numbers. Various social, political and local economic factors influence the actual package of facilities and services provided to any given community. Local government annual operating and capital budgets reflect those calculations.

Local governments generally scale municipal services and facilities to provide adequately for their resident populations and commercial and industrial components within available means. That level of public services and facilities normally proves sufficient for the community to host typical numbers of visitors. Skagway, though, is not “typical” in this sense.



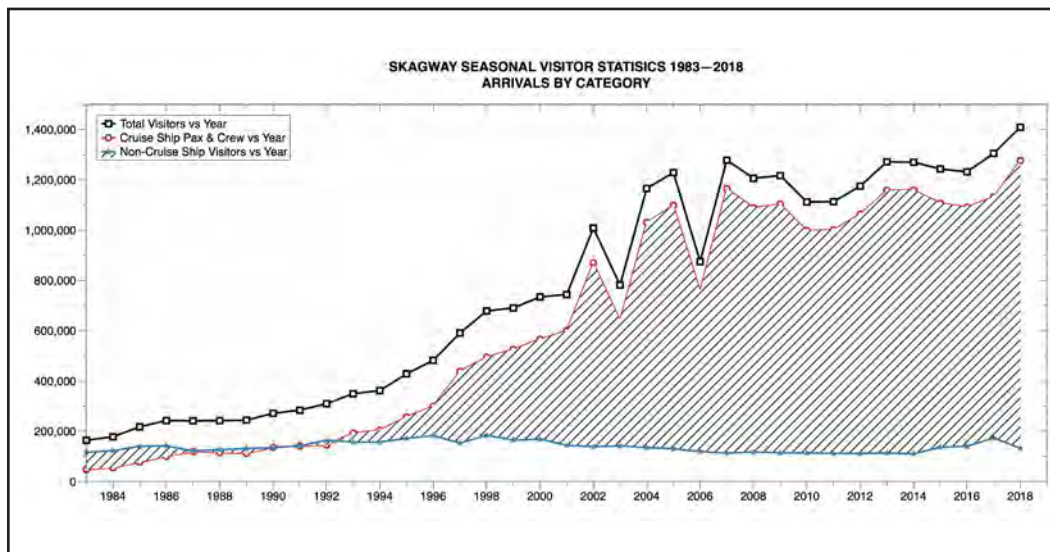
## A Prime Tourist Destination

Skagway is a highly popular tourist destination; each year it hosts large numbers of visitors seeking to enjoy its unique scenic and historic attractions. Some of these visitors are independent travelers. Others prefer the convenience and amenities offered by more organized modes of travel such as cruise ships.

The Skagway Convention & Visitors Bureau (SCVB) maintains statistics on the numbers and mode of travel for visitors arriving at Skagway, and publishes this data as *Annual Visitor Statistics* on its website and makes the data available as a downloadable spreadsheet.<sup>1</sup> The most recent report covers the period 1983 through 2018. The SCVB data make at least two important points:

- Since 1983, the numbers of independent travelers have remained generally constant from 1983 through 2018; and
- The cruise ship visitor industry, long an important component of the overall community economy in general and the visitor industry in particular, has come to dominate the scene.

A graph illustrating these two points, based upon data from the latest *Annual Visitor Statistics* report, follows.



This graph clearly shows that the number of visitors arriving at Skagway by all modes of transportation other than cruise ships has remained relatively steady throughout the period covered. However, SCVB's data shows the number of visitors arriving via cruise ships began to approach the levels of other modes in the mid-1980s; and, by the early 1990s began a period of steady growth until around 2001. Although the years after

<sup>1</sup> Municipality of Skagway, Skagway Convention & Visitor Bureau, <https://www.skagway.org/cvb/page/annual-visitor-statistics> (accessed February 26 2019).

## *A Review of 2019 Cruise Ship Presence in Skagway, Alaska*

2019 saw ups and downs in cruise ship visitor traffic, the overall trend was continued growth, with 2018 showing a sharp increase. The 2019 cruise ship visitor season promises to exceed 2018's numbers.

Further, the SCVB's *Annual Visitor Statistics* spreadsheet can be extended to isolate and clearly show the proportion of Skagway's seasonal visitors that do not arrive by cruise ships for each year from 1983 through 2018. A copy of that extended version of the SCVB's spreadsheet is included with this report as Appendix 1. In summary it shows that, while non-cruise ship visitors represented 71% of the total visitors arriving at Skagway in 1983, that percentage gradually reduced during the period to only 9% of the total visitors in 2018. By 2018, therefore, over 90% of Skagway's visitors arrived on cruise ships.

This growth in cruise ship traffic is based upon a number of factors. In addition to its scenic and historic attractions, Skagway enjoys a fortuitous location along Alaska's Inside Passage, a highly popular area for cruise ship operations. For these and other reasons, Skagway has established itself as one of three major ports on the itineraries of cruise ships plying Southeast Alaska waters. Now most cruise ships include all three communities in their itineraries. As a result, cruise ship visitations play a major role in Skagway's economy; Skagway is also an important destination for the cruise ship industry operating in SE Alaska.

That said, as the Municipality plans and provides its various public facilities and services, it must consider at least one key difference between independent travel and cruise ship travel. Independent travelers, generally arriving and departing in small numbers and at varying times, can pass almost without notice with respect to the Municipality's provision of its services and facilities. The pattern of arrivals and departures for cruise ship visitors, however, is entirely different. They arrive, typically in large numbers, en masse. That is simply the nature of cruise ship travel. The cumulative effect of several large cruise ships arriving at roughly the same time compounds the issues the Municipality must face as it plans and provides public facilities and services for both resident and visitor populations.

### **Cruise Ship Visitor Season — A 2019 Overview**

When the community of Skagway undertook to form a local government, it assumed obligations to provide certain public facilities and services largely as determined from time to time by the community through the actions of its duly elected officials. One complex set of issues facing the Municipality focuses on the demands relatively large numbers of cruise ship visitors impose on its facilities and services.

Usage data and anecdotal evidence gathered by Municipality Department's staff is one obvious source of information to guide Assembly decisions in this regard. Such information can be included as part of narratives submitted along with Departments' annual operating and capital budget requests.

## A Review of 2019 Cruise Ship Presence in Skagway, Alaska

There are also several relatively simple measures derived from census and cruise ship schedule data that can offer a general overview of the potential demand cruise ship visits may impose on the Municipality's services and facilities. These are the focus of this report; brief discussions of those measures follow.

### The Season

The Alaska cruise ship visitor industry is highly seasonal. In 2019, the first ship visiting Skagway arrives on April 29; the last ship of the season departs on October 3.<sup>1</sup> The season runs 158 days or about 43% of the entire year. Skagway's 2019 season will be only slightly longer than its 152-day 2016 season. Perhaps more significant is the fact that, while the 2019 cruise ship calendar is only slightly longer, it shows fewer days without ships in port. The 2016 calendar showed 15 days without cruise ships in port, while the 2019 calendar, in addition to being six days longer, includes seven fewer days without cruise ships in port.

In addition, the 2019 season forecasts significant increases over 2016 in the total number of cruise ship visitors, the maximum number of visitors in Skagway on a given day, and the number of days with 16,000 or more visitors. Even the average number of visitors on any given day will be showing a noteworthy increase as that change alone is roughly equal to Skagway's year-round population. The following table offers a convenient summary of those changes.

Skagway	Season Days		Total Passengers and Crew*			
	2016	2019	2016	2019	Change 2016 -> 2019	
Season Duration	152	158	1,211,738	1,479,548	267,810	22%
Days w/No Ships	15	8				
Minimum on a Given Day			1,215	1,219	4	0.33%
Maximum on a Given Day			16,607	21,438	4,831	29%
Average for Days w/Ships			8,845	9,864	1,019	12%
Days Total Visitors ≥ 16,000			8	21	13	163%
Days Total Visitors ≥ 5,000 and < 16,000			92	107	15	16%
Days Total Visitors < 5,000			37	22	-15	-41%

\* Assumes 110% LBC for passengers and 100% ship complement for crew

Also of note is the fact that the concentration of ships in port on any given day for 2019 has changed from 2016. In 2019, the number of "light" cruise ship days, e.g., one or two ships in port, has decreased from 22% of season days in 2016 to 15% of season

<sup>1</sup> All cruise ship schedule data used in this report is based upon Cruise Line Agencies Alaska's January 4, 2019, draft schedules. ([http://claalaska.com/?page\\_id=1250](http://claalaska.com/?page_id=1250). Accessed January 19, 2019). For reference, copies of those schedules for Skagway, Juneau and Ketchikan are include with this report as Appendix 2, Appendix 3, and Appendix 4 respectively.

## A Review of 2019 Cruise Ship Presence in Skagway, Alaska

days in 2019. Days with three or four ships in port increased from 63% in 2016 to 71% in 2019. The days with five ships in port decreased slightly — 15% in 2016 to 14% in 2019.

The following three tables, providing data on the number of cruise ships in Skagway on a given day for each month of the cruise ship season, are illustrative in this regard. The first is from the *Estimating 2016 Cruise Ship Visitor Impact - Skagway, Alaska* report.

Distribution of Cruise Ship Visits Skagway - 2016 *								
Ships in Port on a Given Day	Apr	May	Jun	Jul	Aug	Sep	Totals	Percent **
1	1	10	3	2	3	6	25	6%
2	0	10	10	14	14	14	62	16%
3	0	9	24	18	15	18	84	21%
4	0	20	36	48	52	8	164	42%
5	0	5	25	20	10	0	60	15%
<b>Totals</b>	1	54	98	102	94	46	395	100%
<b>Percent *</b>	0%	14%	25%	26%	24%	12%		100%

\* Source: Estimating 2016 Cruise Ship Visitor Impact — Skagway, Alaska. March 31, 2017. Table 1, p. 4.

\*\* Percentages rounded up to nearest whole percent.

The next table provides data on the pattern of cruise ship visits as shown in CLAA's January 4, 2019, draft cruise ship calendar for Skagway.

Distribution of Cruise Ship Visits Skagway - 2019									
Ships in Port on a Given Day	Apr	May	Jun	Jul	Aug	Sep	Oct	Totals	Percent *
1	2	8	1	0	0	7	2	20	4%
2	0	16	12	8	8	8	0	52	11%
3	0	9	27	24	27	30	0	117	26%
4	0	16	40	64	64	20	0	204	45%
5	0	20	20	15	10	0	0	65	14%
<b>Totals</b>	2	69	100	111	109	65	2	458	100%
<b>Percent *</b>	0%	15%	22%	24%	24%	14%	0%		100%

\* Percentages rounded up to nearest whole percent.

The final of this series of three tables provides a summary of the changes in these distributions between the 2016 and 2019 cruise ship seasons.



## A Review of 2019 Cruise Ship Presence in Skagway, Alaska

Distribution of Cruise Ship Visits – Skagway Changes: 2016 - 2019 Seasons								
<b>Ships in Port on a Given Day</b>	<b>Apr</b>	<b>May</b>	<b>Jun</b>	<b>Jul</b>	<b>Aug</b>	<b>Sep</b>	<b>Oct</b>	<b>Totals</b>
<b>1</b>	1	-2	-2	-2	-3	1	2	-5
<b>2</b>	0	6	2	-6	-6	-6	0	-10
<b>3</b>	0	0	3	6	12	12	0	33
<b>4</b>	0	-4	4	16	12	12	0	40
<b>5</b>	0	15	-5	-5	0	0	0	5
<b>Totals</b>	1	15	2	9	15	19	2	63

The net result for Skagway, then, is that the 2019 cruise ship visitor schedule is now both longer and fuller than the 2016 season.

### The Ships

#### *Big Ships, Big News*

The presence of Norwegian Bliss, Norwegian Joy and Ovation of the Seas on Skagway's 2019 cruise ship visitation calendar highlights a significant change from 2016. Their presence in SE Alaska waters is making news; their size challenges a number of facilities and systems throughout the area.

In addition to the adequacy of available docking facilities, the large passenger and crew capacity of these ships also challenges available host community infrastructure. Norwegian Bliss, Norwegian Joy and Ovation of the Seas carry 6,120, 6,003 and 5,878 total passengers and crew respectively.<sup>1</sup> Sometimes referred to as megaships, each arrival of one of these ships is, therefore, the approximate equivalent of a six-fold increase in Skagway's population for the duration of the ship's port call.

At least one of these megaships will be in port on 45 days (28%) of Skagway's 158 day season. Moreover, on nine of those 45 days, Norwegian Bliss and Norwegian Joy, the rough equivalent of 12 Skagways, will be in port on the same day. However, these two ships will not be the only ships in town on those days. Rather, they will share their Skagway visits with three other ships on two occasions, with two other ships on five occasions, and with one other ship on two occasions.

<sup>1</sup> Figures based upon 110% LBC and 100% complement.

## A Review of 2019 Cruise Ship Presence in Skagway, Alaska

### Overall Ship Capacity

Each cruise ship is designed to carry specific numbers of passengers and crew. Those numbers, comprising the ship's capacity, are important in the context of this report; because they represent a measure of the potential, effectively instantaneous, demand a given ship's visit may impose on the Municipality's facilities and services. Importantly, the affect cruise ship visitors may impose on Municipality facilities and services is both quantitatively and qualitatively different than the arrival of similar numbers of independent or non-cruise ship visitors. Each cruise ship arrival presents the community with a large number of visitors (passengers and crew) arriving at a distinct, scheduled time. A ship carrying 5,000 passengers and crew arriving 7 AM presents different demands on local government facilities and services than if those 5,000 individuals arrived singly or in small groups over the course of the day.

In that light, it is noteworthy that the capacities of cruise ships calling at Skagway have increased since 2016. The following table showing the sum of ship capacities for all cruise ship visits included on the 2016 and 2019 calendars illustrates that change.

<b>Skagway Cruise Ship Capacity * – 2016 and 2019</b>				
	<b>2016</b>	<b>2019</b>	<b>Change</b>	<b>% Change</b>
<b>Total</b>	73,902	100,761	26,859	36%
<b>Average</b>	2,639	2,879	240	9%
<b>Minimum</b>	47	60	13	27%
<b>Maximum</b>	4,635	6,120	1,485	32%

\* Assumes all scheduled ships, 110% LBC, and 100% crew complement.

Relative to this 36% increase in the total season ship capacity, *The North American Cruise Statistical Snapshot, 2011* concludes that cruise ship “passengers (embarked) are a measure of supply/demand for U.S. port services.”<sup>1</sup> The Municipality provides a wide range of port and community facilities and services that benefit the ships, their passengers, and their crew. For some facilities and services, the benefit can be measured by usage data, e.g., gallons of water consumed, use of public safety services, etc., above community norms. Others can only be assessed by reviewing the adequacy of the Municipality's provisions of facilities and services for potential,

<sup>1</sup> U.S. Department of Transportation, Maritime Administration, Office of Policy and Plans, *North American Cruise Statistical Snapshot, 2011*, March 2012, p. 1.

The Maritime Administration (MARAD) has historically provided a series of Cruise Statistics including the *North American Cruise Statistical Snapshot*. MARAD has discontinued its Cruise Statistics publications; the 2011 edition of the *North American Cruise Statistical Snapshot*, published March 2012, is the latest version available.

## A Review of 2019 Cruise Ship Presence in Skagway, Alaska

reasonably anticipated, demands imposed by the very large influx of cruise ship visitors. Ship capacity, then, represents a measure of potential demand for access to and use of these public facilities and services. Accordingly, consideration of ship capacities, individually and collectively, is appropriate when the Municipality evaluates the availability and use of its facilities and services by cruise ship visitors.

### Schedule of Arrivals

Patterns of scheduled arrival times for cruise ships offer another useful measure of potential demands for Municipality facilities and services. As with ship capacities, the Municipality must be cognizant of patterns of arrival to the extent those patterns impose peaks in related demands for access to and use of Municipality facilities and services. As is apparent from the table below, during the 2019 season calendar 67% of all cruise ships arrive at Skagway at 7 AM. Those 7 AM arrivals account for 73% of Skagway's total cruise ship visitors.

Skagway 2019 Cruise Ship Arrival Times				
Arrival Time *	Ships Arriving		Combined Pax and Crew	
0:00	9	1.97%	2,124	0.14%
5:00	8	1.75%	1,888	0.13%
5:30	28	6.11%	122,673	8.29%
6:00	23	5.02%	82,661	5.59%
6:30	18	3.93%	62,876	4.25%
7:00	305	66.59%	1,081,994	73.13%
7:15	15	3.28%	43,140	2.92%
7:30	3	0.66%	1,311	0.09%
8:00	40	8.73%	75,934	5.13%
8:30	4	0.87%	944	0.06%
9:00	2	0.44%	2,359	0.16%
10:00	1	0.22%	1,524	0.10%
11:00	2	0.44%	120	0.01%
<b>Total</b>	<b>458</b>	<b>100.00%</b>	<b>1,479,548</b>	<b>100.00%</b>

\* Ships showing arrival time of 0:00 (midnight) overnight in port.

Peak arrival times for the 2019 season can be narrowed somewhat as shown in the following table. In 2019, 94% of all cruise ships and fully 99% of all cruise ship visitors arrive in Skagway between 5:30 and 8:00 AM.

Skagway 2019 - Peak Cruise Ship Arrival Hours				
Between	Ships Arriving		Combined Pax and Crew	
5:30 and 8:00	432	94%	1,470,589	99%
6:30 and 8:00	381	83%	1,265,255	86%
7:00 and 8:00	363	79%	1,202,379	81%



## A Review of 2019 Cruise Ship Presence in Skagway, Alaska

From the Municipality's perspective, the pattern of cruise ship arrivals provides a very narrow window within which it must assume peak demands upon its services and facilities.

### Daily Cruise Ship Visitor Patterns

A breakout of 2019's scheduled daily cruise ship visitor data into ranges offers another measure for the Municipality as it evaluates, plans and provides its many public services and facilities during the annual cruise ship visitor season. The table below breaks Skagway's 2019 daily cruise ship visitor data into ranges, and draws comparisons between the numbers of cruise ship visitors within each group and Skagway's resident population.

Distribution of Daily Cruise Ships and Cruise Ship Visitors Skagway - 2019 Scheduled			
Total Daily Cruise Ship Visitors*	Number of Days	Percent of Total Visit Days	Cruise Ship Visitors as % of Skagway Population **
≥ 21,000 and < 22,000	1	1%	2,079%
≥ 20,000 and < 21,000	0	0%	1,983%
≥ 19,000 and < 20,000	8	5%	1,886%
≥ 18,000 and < 19,000	0	0%	1,789%
≥ 17,000 and < 18,000	9	6%	1,692%
≥ 16,000 and < 17,000	3	2%	1,596%
≥ 15,000 and < 16,000	9	6%	1,499%
≥ 14,000 and < 15,000	7	4%	1,402%
≥ 13,000 and < 14,000	2	1%	1,306%
≥ 12,000 and < 13,000	7	4%	1,209%
≥ 11,000 and < 12,000	8	5%	1,112%
≥ 10,000 and < 11,000	10	6%	1,015%
≥ 9,000 and < 10,000	17	11%	919%
≥ 8,000 and < 9,000	10	6%	822%
≥ 7,000 and < 8,000	8	5%	725%
≥ 6,000 and < 7,000	6	4%	629%
≥ 5,000 and < 6,000	23	15%	532%
≥ 4,000 and < 5,000	6	4%	435%
≥ 3,000 and < 4,000	14	9%	338%
≥ 2,000 and < 3,000	0	0%	242%
≥ 1,000 and < 2,000	2	1%	145%
< 1,000 (days w/0 cruise ships)	8	5%	N/A
<b>Total</b>	<b>158</b>	<b>100%</b>	

\* Total Passengers and Crew, assuming passengers at 110% LBC and crew at 100%

\*\* Assuming 2017 Skagway population of 1,034 and total cruise ship passenger and crew at mid-range, e.g., 15,500 for the "≥ 15,000 and < 16,000" group.

## *A Review of 2019 Cruise Ship Presence in Skagway, Alaska*

At least two points drawn from that table call for attention:

- In 2019, Skagway will experience 21 days, 14% of the 2019 season, during which 16,000 or more passengers will arrive. That is an increase from 8 days, or 5%, of the 2016 season. Further, not to be minimized, the 2016 season topped out at the 16,000 daily visitor range, the 2019 season climbs to over 21,000 visitors in a single day.
- In 2019, Skagway will see a reduction from 2016 in the number of days during which it will see between 1,000 and 2,000 cruise ship visitors. The 2019 calendar shows only 2 days in that range; the 2016 calendar saw 6 days. While this change is minor, it serves to emphasize the dramatic shift toward higher numbers of cruise ship visitors arriving in Skagway on any given day.

For comparative purposes, a copy of the assessment included in the *Estimating 2016 Cruise Ship Visitor Impact - Skagway, Alaska* report is included as Appendix 5 to this report.

### Some Comparisons: Skagway, Juneau, and Ketchikan

Skagway, Juneau and Ketchikan are the three main ports of call for cruise ships plying SE Alaska waters. The itineraries of many ships include all three communities. The CLAA draft January 4, 2019, cruise ship calendars for these communities list 44 ships. Thirty of those ships appear on itineraries featuring all three communities.<sup>1</sup> While the specifics of a ship's community visits may differ, e.g., time of arrival or departure, etc., the commonality invites and warrants some comparisons. Two points of comparison seem relevant in the context of this report.

#### *Ratio of Visitors to Population*

Skagway is by far the smallest of the three major SE Alaska cruise ship destinations.<sup>2</sup> Nevertheless, because of common itineraries, it experiences similar levels of cruise ship visitors. The following table illustrates the disproportionate burden Skagway carries as it hosts the annual influx of cruise ship visitors.

---

<sup>1</sup> See Appendix 6, "2019 Cruise Ship Visits by Community," for supporting detail.

<sup>2</sup> See Appendix 7 for Alaska DCCED certified 2017 population data for Skagway, Juneau, and Ketchikan.

## A Review of 2019 Cruise Ship Presence in Skagway, Alaska

Community	2017 DCCED Certified Populations*		2019 Cruise Ship Season				
	Estimated	Skagway as % of Other Community	Total Cruise Ship Visitors**	Visitors Per Resident	Season Length — Days**	Average Visitors per Day	Visitors as % of Local Population
Skagway, CDP	1,034	100%	1,478,580	1,430	158	9,358	905%
Skagway Borough	1,087	95%	1,478,580	1,360	158	9,358	861%
City/Borough of Juneau	32,269	3%	1,867,242	58	157	11,893	37%
City of Ketchikan	8,125	13%	1,742,464	214	161	10,823	133%
Ketchikan Gateway Borough	13,754	8%	1,742,464	127	161	10,823	79%

\* State of Alaska DCCED Certified Population as of 07/01/2017.  
 \*\* To ensure comparability, this table is based upon the schedules, 110% of LBC, and 100% ship's complement for cruise ships included on the 01/04/2019 CLIA draft schedule for the included communities. The CLIA draft schedule for Skagway does not include scheduled calls by the Alaskan Dream and Baranof Dream. Accordingly, Total Cruise Ship Visitors data in this table will differ slightly from passengers and crew data for Skagway included in other tables and analysis found within this report, which include those "small ships."

While this table is focused on 2019, comparing just two points from Skagway's 2016.<sup>1</sup> and 2019 schedules highlights this point.

- In 2016, Skagway hosted a total of 1,211,949 total cruise ship visitors. For the 2016 season, then, Skagway hosted an average of 7,983 cruise ship visitors, over eight times its local population, each day. In 2019 Skagway can expect to host a total of 1,478,580 total cruise ship visitors. For the 2019 season, then, Skagway will host an average of 9,358 cruise ship visitors, over nine times its local population, each day.
- Clearly, Skagway, being dramatically smaller with fewer and more limited resources than either Juneau or Ketchikan, faces disproportionate challenges as it attempts to meet an influx of cruise ships, passengers and crew similar to those other major Southeast Alaska ports.

One additional note of interest from the above table: The season average daily total for passengers and crew visiting Skagway, assuming only days when ships are in port, increased from 7,983 in 2016 to 9,358 in 2019. Just the difference of 1,375 more visitors on the average ships-in-port day in 2019 exceeds Skagway's population.

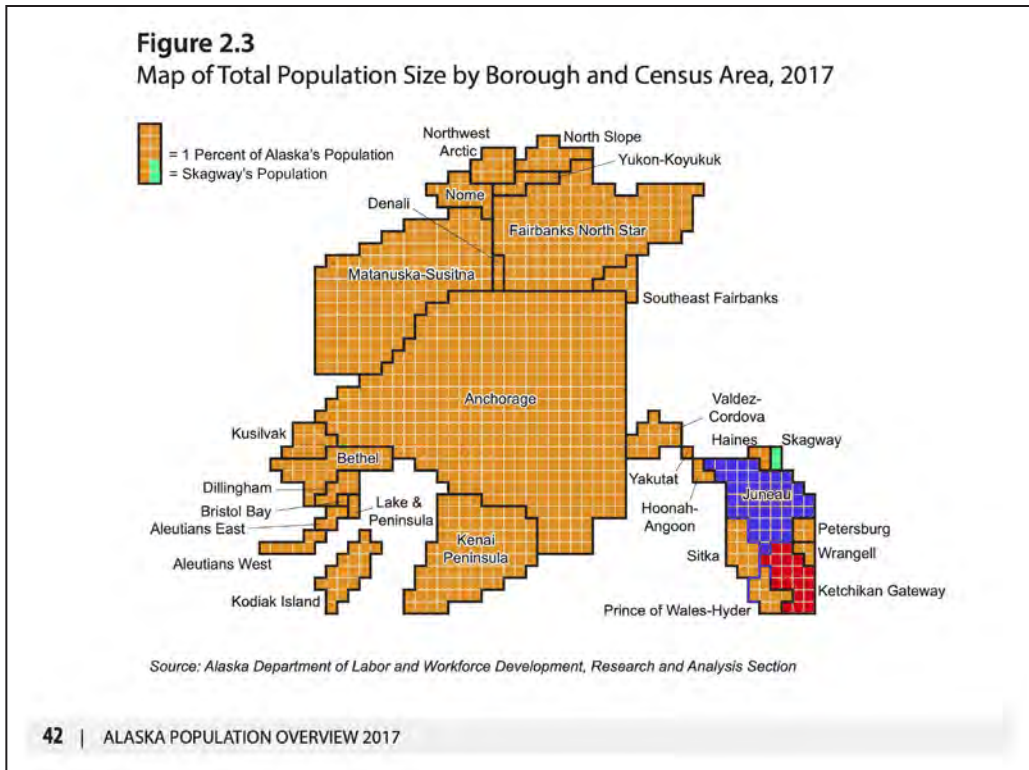
Finally, Figure 2.3, "Map of Total Population Size by Borough and Census Area, 2017" below offers a similarly telling graphic representation of this disparity.<sup>2</sup>

<sup>1</sup> Appendix 8 to this report includes comparative data for 2016. However, the categories and the basis for calculating "Visitors per Day..." for 2019 are slightly different; therefore, direct comparison between the two tables is difficult.

<sup>2</sup> AKDOL, op. cit., p. 42.

Note: Figure 2.3 is annotated for this report by applying colors to portions relating to Skagway, Juneau, and Ketchikan to more clearly distinguish the relevant community areas.

# A Review of 2019 Cruise Ship Presence in Skagway, Alaska



## Time in Port

The hours cruise ships spend at Skagway’s docks represents another measure by which the Municipality can evaluate and estimate potential demand for access to and use of its public facilities and services. Cruise ships are scheduled to moor at Skagway’s docks for an average of 12.42 hours in 2019. That represents a slight increase over 2016’s average of 12.3 hours. Skagway’s 2019 schedule also shows a median time of 13.25 and a high of 19 hours in port for visiting cruise ships. The table below reflects that data and offers comparisons for Juneau and Ketchikan as well.

2019 Community Comparisons – Cruise Ship Time in Port							
Community	Ship Hours	Season: Length in Days	Length in Hours **	Daily Ship Hours in Port			
	Total in Port *			Maximum	Average	Median	
Skagway	5,491	158	3,792	19.00	12.42	13.25	
Juneau	6,234	157	3,768	18.00	10.67	10.00	
Ketchikan	4,347	161	3,864	17.25	10.67	8.00	

\* To ensure comparability, this table is based upon cruise ships included on the 01/04/2019 CLIA draft schedule. The CLIA draft schedule for Skagway does not include scheduled calls by the Alaskan Dream and Baranof Dream; therefore, data for those ships is not included in this table.

\*\* Hours = number of days x 24 hours.

As shown in that table, on average, cruise ship port calls at Skagway continue longer than in the much larger communities of Juneau or Ketchikan. More time in port allow passengers and crew greater opportunities to spend time ashore. To the extent



## *A Review of 2019 Cruise Ship Presence in Skagway, Alaska*

passengers and crew avail themselves of these opportunities, the Municipality can expect a commensurate increase in cruise ship passenger and crew access to its public facilities and services.

Also of interest: the draft January 4, 2019, CLAA schedules show cruise ships in port for a season total of 6,234 hours at Juneau, 4,347 hours at Ketchikan, and 5,491 hours at Skagway, approximately midway between Juneau and Ketchikan. By this measure, Skagway, although much smaller than either Juneau or Ketchikan, is nevertheless responsible for providing municipal facilities and services for cruise ships, their passengers and crew for comparable periods.



# Estimating Potential Cruise Ship Related Demand

## General Methodology

As with previous studies, this report is based upon a service hours analysis. Such an analysis first assumes that residents benefit from Municipality facilities and services all day, every day, throughout the year. Therefore, the Municipality provides services on an annual basis equal to its population times the hours in a day times the days in a year. This report then applies a similar calculation to the hours cruise ship visitors are in Skagway. The time the ships are in port define the period during which passengers and crew can access Municipality facilities and services. In this way, a service hours analysis allows the Municipality to assess the relative demands cruise ship visitors may impose on the Municipality's public facilities and services.

For purposes of this report, the numbers of passengers and crew aboard cruise ships are included as part of all calculations, because both passengers and crew can and do impose demands on Municipality facilities and services. Passenger loads and ship complement data for cruise ships visiting Skagway are readily available through various public data sources. This report treats this information as "fixed," with passenger loads and complement considered as constants throughout the season. The key variables for this analysis, then, are

- whether cruise ships visiting Skagway carry 100% or 110% of published passenger loads,
- the number of passengers assumed to go ashore during port calls,
- the number of crew assumed to go ashore during port calls,
- the amount of time cruise ship passengers spend ashore, and
- the amount of time cruise ship crew spend ashore.

Then, by making certain defined assumptions related to these variables, this report offers four scenarios ranging from "peak" or "maximum" to "low" to estimate cruise ship visitor demand on Municipality facilities and services. The details of each scenario are described in more detail in the following section. However, the concept of "peak demand" is deserving of additional discussion.

Peak demand, the maximum number of ship passengers and crew in Skagway on a given day, is one very important gauge of the overall burden the Municipality faces in responding to cruise ship visitors' requirements for and benefit, direct or indirect, from public services and facilities. Similar to the way architects and engineers approach the preparation of project plans and specifications, municipalities must also consider the peak demands on public services and facilities that can and reasonably should be anticipated as they plan and provide various public services and facilities. Local governments cannot limit their planning for and provision of public services and

## *A Review of 2019 Cruise Ship Presence in Skagway, Alaska*

facilities to only some measure of average conditions or demands; peak conditions and demands must also be considered. Of course, municipalities may not be always able or desire to provide fully for peak demands. Availability of funding and other resources, the need to balance competing priorities, the considered judgments of locally elected and appointed officials will all play a role in such decision-making processes. However, anticipated peak demands for public services and facilities must be included for consideration during that process.

In this regard, Skagway faces a number of unique challenges. Being a relatively isolated community, Skagway cannot rely on nearby communities to absorb or deflect the unique impacts imposed by large scale cruise ship visitor operations. Further, being a small community, Skagway does not have the economies of scale of larger communities like Juneau or Ketchikan to provide a buffer, easing the strain on public services and facilities when demands exceeds averages. Skagway must attempt to assess and address use of its public sidewalks and roads, water and waste collection and disposal systems, public safety services, etcetera, as best it can, in full consideration of both average and peak demands, all within its limited resources.

### **Four Scenarios**

The following table presents four scenarios, each of which depicts a different estimate of the potential demand cruise ship visitors, passenger and crew, may impose on Municipality services and facilities. These scenarios, which range from “maximum” to “low,” are based upon CLAA’s January 4 2019, draft cruise ship schedule for Skagway and rely on a number of assumptions. The “Maximum” scenario is provided to address the need for consideration of “peak demand.” Together, the scenarios are intended to offer a range of possible demand for access to and use of Municipality services or facilities created by the presence of cruise ships, their passengers, and their crew. Brief descriptions of the assumptions and calculations creating the scenarios follow the table. Detailed tables supporting the Maximum, High, Moderate, and Low scenarios will be found in Appendix 9, Appendix 10, Appendix 11, and Appendix 12 respectively.

## A Review of 2019 Cruise Ship Presence in Skagway, Alaska

Skagway 2019 Cruise Ship Visits			
Summary of Estimated Potential Demand Municipality Facilities and Services			
CPV Demand Scenarios	Municipal Service Hours Provided	Percent	Assumptions
<b>Maximum</b>			
Residents - Annual Cruise Ship Visitors	9,057,840	32%	<ul style="list-style-type: none"> <li>Resident Service = 1,034 CDP pop * 24 hrs * 365 days</li> <li>Passengers = 110% Lower Berth Count (LBC)</li> <li>Crew = 100% Compliment</li> <li>Potential access to/use of Municipality facilities &amp; services includes all hours ship scheduled in port</li> </ul>
Passengers	13,626,469		
Crew	5,234,570		
Subtotal	18,861,039	68%	
<b>Total</b>	<b>27,918,879</b>	<b>100%</b>	
<b>High</b>			
Residents - Annual Cruise Ship Visitors	9,057,840	43%	<ul style="list-style-type: none"> <li>Resident Service = 1,034 CDP pop * 24 hrs * 365 days</li> <li>Passengers = 110% LBC</li> <li>Crew = 100% Compliment</li> <li>95% Passengers ashore</li> <li>30% Crew ashore</li> <li>Passengers time ashore = port time minus 2 hours</li> <li>Crew time ashore = port time minus 3 hours</li> </ul>
Passengers	11,026,511		
Crew	1,211,457		
Subtotal	12,237,968	57%	
<b>Total</b>	<b>21,295,808</b>	<b>100%</b>	
<b>Moderate</b>			
Residents - Annual Cruise Ship Visitors	9,057,840	44%	<ul style="list-style-type: none"> <li>Resident Service = 1,034 CDP pop * 24 hrs * 365 days</li> <li>Passengers = 110% LBC</li> <li>Crew = 100% Compliment</li> <li>90% Passengers ashore</li> <li>25% Crew ashore</li> <li>Passengers time ashore = port time minus 2 hours</li> <li>Crew time ashore = port time minus 4 hours</li> </ul>
Passengers	10,446,656		
Crew	906,595		
Subtotal	11,353,251	56%	
<b>Total</b>	<b>20,411,091</b>	<b>100%</b>	
<b>Low</b>			
Residents - Annual Cruise Ship Visitors	9,057,840	53%	<ul style="list-style-type: none"> <li>Resident Service = 1,034 CDP pop * 24 hrs * 365 days</li> <li>Passengers = 100% LBC</li> <li>Crew = 100% Compliment</li> <li>85% Passengers ashore</li> <li>20% Crew ashore</li> <li>Passengers time ashore = port time minus 4 hours</li> <li>Crew time ashore = port time minus 5 hours</li> </ul>
Passengers	7,320,495		
Crew	642,422		
Subtotal	7,962,917	47%	
<b>Total</b>	<b>17,020,757</b>	<b>100%</b>	

## Assumptions and Calculations

### The Primary Assumption — People Count

From a local government's perspective, the size of the population within its jurisdiction, regardless of whether resident or non-resident, determines the scope and nature of public services and facilities it must address and to some reasonable degree, provide. These are always challenging and consequential decisions, which ultimately include political and financial calculations. Local government annual capital and operating

## *A Review of 2019 Cruise Ship Presence in Skagway, Alaska*

budgets reflect those calculations, which focus on balancing needs, wants and available resources to provide for those needs and wants. For most communities, those calculations will provide adequately for “normal” presence of visitors and temporary, perhaps seasonal, residents. Skagway, however, faces somewhat disproportionate, intensely concentrated, highly seasonal demands on its public facilities and services generated by the presence of cruise ship visitors.

Some basic numbers can provide an overview: The year-round resident population is 1,034 for the urban core. A projected total of 1,500,000 cruise ship passengers and crew will be present in the community during a 158-day 2019 season. One peak day will see over 21,000 combined passengers and crew in port — 2,079% of the local year-round population. Further, Skagway’s “resident” population will probably double during the summer visitor season with year-round businesses adding employees and seasonal businesses opening to serve the visitor influx.

In this light, the *North American Cruise Statistical Snapshot, 2011*, succinctly poses the challenge before the Municipality with its conclusion that “passengers (embarked) are a measure of supply/demand for U.S. port services.”<sup>1</sup> Skagway is the port of call. When the cruise ship arrives, its passengers and crew also arrive in the community. These visitors hold expectations regarding available public services and facilities. Skagway’s success as a host community will depend, to some degree, upon if and how it chooses to meet those expectations. That process, determining whether and how to meet those expectations, begins with an understanding of the population to be served. The number of people in the community at any given time must be at the center of the Assembly’s deliberations and decisions regarding the provision of public services and facilities for locals and visitors alike. Numbers matter; people count. The goal of this report is to provide relevant numbers to aid the Assembly’s deliberations regarding planning, funding and providing public services and facilities.

### Visitor Scenarios

Each of the four Visitor Scenarios depicts a different estimate of the potential demand cruise ship visitors, passenger and crew, may impose on Municipality services and facilities. These scenarios, which range from “maximum” to “low,” rely on a number of assumptions, and are intended to offer benchmarks for assessing potential cruise ship visitor demand for Municipality services or facilities. Brief descriptions of these scenarios follow.

#### *Maximum*

This scenario is intended to establish the Municipality’s maximum potential exposure for providing services and facilities responsive to cruise ship visitor traffic. It assumes the following:

---

<sup>1</sup> MARAD, loc. cit.

## *A Review of 2019 Cruise Ship Presence in Skagway, Alaska*

- Resident Service = product of 1,034 times 24 hrs times 365 days
- Passengers = 110% Lower Berth Count (LBC)
- Crew = 100% Compliment
- 100% of passengers either depart the ship or otherwise access or rely on some or all Municipality services or facilities during the entire time the ship is scheduled in port.
- 100% of crew either depart the ship or otherwise access or rely on some or all Municipality services or facilities during the entire time the ship is scheduled in port.

### *High*

- Resident Service = product of 1,034 times 24 hrs times 365 days
- Passengers = 110% LBC
- Crew = 100% Compliment
- 95% of Passengers ashore
- 30% of Crew ashore
- Passengers time ashore = port time minus 2 hours
- Crew time ashore = port time minus 3 hours

### *Moderate*

- Resident Service = product of 1,034 times 24 hrs times 365 days
- Passengers = 110% LBC
- Crew = 100% Compliment
- 90% of Passengers ashore
- 25% of Crew ashore
- Passengers time ashore = port time minus 2 hours
- Crew time ashore = port time minus 4 hours

### *Low*

- Resident Service = product of 1,034 times 24 hrs times 365 days
- Passengers = 100% LBC
- Crew = 100% Compliment
- 85% of Passengers ashore
- 20% of Crew ashore
- Passengers time ashore = port time minus 4 hours
- Crew time ashore = port time minus 5 hours

## Skagway Resident Population

For purposes of this analysis, this report assumes that Skagway's resident population is 1,034 residents.

The State of Alaska's Alaska Population Overview - 2017 Estimates, the latest certified population data available, reports that as of July 1, 2017, 1,087 people lived within the boundaries of Municipality of Skagway. However, only a small portion of the overall area included within the Municipality's boundary is densely populated. Ninety-five percent of the Municipality's population, 1,034 people, live in that urban core area.<sup>1</sup>

This report assumes that the urban core population of 1,034 is the appropriate population for this analysis. While the difference is small, only 53 people, the Municipality's facilities and services that are most used or otherwise affected by cruise ship passengers and crew are located within this area. This urban core area also is home to the segment of Skagway's population that provides the major share of locally-generated revenue required to provide those services and facilities.

## Skagway Resident Service Hours

This report assumes the Municipality provided 9,057,840 resident service hours within Skagway's urban core in 2019.

Skagway's resident population has access to Municipality services and facilities 24 hours a day, every day, on a year-round basis. That population also bears a significant share of the cost of these services and facilities through the Municipality's tax and fee structures. Accordingly, this report assumes the Municipality will provide 9,057,840 resident service hours in 2019.<sup>2</sup>

## Cruise Ship Visits - Skagway

This report assumes 35 cruise ships will make 458 visits to Skagway during 2019.

This report is based upon the January 4, 2019 draft Cruise Ship Calendar for 2019 published by the Cruise Line Agencies of Alaska (CLAA) and upon a listing of small cruise ship scheduled calls at Skagway provided by the SCVB. For all but the small ships, the CLAA draft schedules offered the best available data at the time work on this report began. Further, CLAA schedules offer a convenient and consistent source of schedule information for other regional ports as may be included in this report.

---

<sup>1</sup> AKDOL, op. cit., p. 134.

<sup>2</sup> Calculation:  $1,034 \times 24 \times 365 = 9,057,840$  resident service hours within the urban core during 2019. Note: 2019 is not a leap year.



## *A Review of 2019 Cruise Ship Presence in Skagway, Alaska*

To the extent there may be some small differences between the numbers of ship visits reflected in a CLAA schedule calendar and those numbers shown in this report, those differences are attributable to two factors.

The first relates to this report's treatment of port calls that extend overnight. This 2019 update report treats each overnight port call as two visits, with the day of arrival and the day of departure each constituting a visit day for those ship visits. The reason for this treatment is related to the purpose of this particular study and resulting report. This report aims to estimate the potential demand posed by cruise ship visitors on Municipality-provided services and on Municipality-provided facilities on any given day and the visitor season total of that demand. Therefore, it's not the visits a ship makes to Skagway that counts; rather it's the number of days the ship is in port that count.

The second is that this report includes port calls by two smaller cruise ships, the Alaskan Dream and the Baranof Dream, that are not included in the CLAA draft schedule. The SCVB provided the schedule for those visits.

### **Cruise Ships Included**

This report assumes that passenger and crew data for all cruise ships, large and small, scheduled to visit Skagway in 2019, are relevant for this study, and are therefore included.<sup>1</sup>

Because the purpose of this report is to develop information for the Assembly and Municipality staff to assess the potential demand for Municipality services and facilities posed by visiting cruise ships, this report includes estimates for those service hours available to visitors arriving on large ships, which are covered by the State's CPV Excise Tax requirement, and those visitors arriving on smaller ships, which are exempt from that CPV Excise Tax. The fact that smaller ships are exempt from the tax is not relevant to this analysis, because visitors arriving on smaller CPV Tax-exempt ships add to the overall numbers of cruise ship visitors that could access and utilize Municipality facilities and services. They are therefore appropriately included in this analysis, which attempts to measure the overall potential for cruise ship visitors to use Municipality services and facilities.

### **Cruise Ship Passenger Capacity**

For purposes of measuring the potential demand cruise ship passengers may impose on Municipality services and facilities, this report assumes passenger capacities of

---

<sup>1</sup> Note: For all comparisons between Skagway, Juneau and Ketchikan, however, only ships listed in the CLAA January 4, 2019, draft schedules are included. This limitation is imposed to ensure data consistency between communities as the CLAA schedules do not uniformly include the smallest cruise vessels. Schedule data for those ships calling at Skagway was provided by the SCVB.

## *A Review of 2019 Cruise Ship Presence in Skagway, Alaska*

cruise ships visiting Skagway range from a minimum of 100% of LBC to a high of 110% of LBC.

“Lower Berth Count” (LBC) is a typical measure of the number of passengers cruise ships carry. It commonly appears on community cruise ship calendars, and assumes double occupancy for each stateroom.

LBC is generally accepted as a conservative lower estimate for passenger counts aboard cruise ships. As John Binkley, President, Cruise Lines International Association / Alaska reported in a KRBD Radio interview on April 28, 2008, "Ship capacity is a good indicator of traffic [on Alaska cruises] because cruise lines discount to fill ships." The *North American Cruise Statistical Snapshot, 2011*, published by the U.S. Department of Transportation, Maritime Administration, supports Mr. Binkley's comment, noting at page 1 that the “North American cruise market has been capacity driven; that is, cruise lines set fares to fill ships.” To provide consistency in the data, this report relied on CruiseMapper<sup>1</sup> to obtain current information on the LBC for cruise ships visiting Skagway, Juneau and Ketchikan.

However, cruise ships can, and regularly do, carry more passengers on a given trip than indicated by their LBCs. Since many double-occupancy staterooms can accommodate three or more people, actual passenger loads on any given cruise can and often do exceed LBC. The *North American Cruise Statistical Snapshot, 2011*, reports (pp. 1-2) that

*Capacity is based on two passengers per stateroom. A stateroom with two passengers is considered 100 percent occupied. Since many double staterooms can accommodate three or four people, occupancy rates are generally above 100 percent.*

That report then notes that, for the period 2006 through 2011, cruise ship capacities ranged from 105% to 116% of LBC in the North American Market and averaging 110% of LBC.<sup>2</sup> Then, under the heading “Larger Ships, Higher Utilization” the *North American Cruise Statistical Snapshot, 2011*, reports

*Over the last five years, the average size of ships (per cruise) increased by 9.8 percent to 2,301 passengers. Larger cruise ships tend to have lower average labor costs than smaller ships. For example, the 5,400-passenger ALLURE OF THE SEAS has one crew member for every 2.6 passengers, while the 1,870-passenger CELEBRITY CENTURY has one crew member for every 2.1 passengers. The cost advantage presumes ships are fully booked. In fact, utilization tends to increase with vessel size ... In 2011, for example, 86 percent of the 2000+ passenger cruise ships had utilization above 100 percent, while 39 percent of the smaller ships had utilization*

---

<sup>1</sup> CruiseMapper, [www.cruisemapper.com](http://www.cruisemapper.com), (accessed January 2019).

<sup>2</sup> See Appendix 13 for additional information.



## *A Review of 2019 Cruise Ship Presence in Skagway, Alaska*

*above 100 percent. The outliers were Disney's family cruises (highs), and repositioning cruises (lows). The overall utilization rate for 2,000+ passenger cruise vessels was 111 percent, compared to 104 percent for smaller vessels. (Emphasis added.)*

Further, cruise ship utilization rates reported for the second and third quarters of 2010 and 2011 averaged 113% of LBC. Second and third quarter utilization data, as reported, was consistently higher than first and fourth quarter utilization. Since the second and third quarters are roughly comparable to the SE Alaska cruise ship season, the higher reported utilization rates support using a 110% of LBC utilization to determine passenger loads aboard cruise vessels calling at SE Alaska communities.<sup>1</sup>

Finally, a 2016 port development plan report entitled *City Of Ketchikan Planning And Design Of Port Improvements* prepared for the City of Ketchikan by Moffatt & Nichol, a team that has also worked for the Municipality of Skagway on port development planning, states at page 23 that, in 2016, cruise ships operating in the Alaska market “tend to operate at between 105% and 115% of lower berth capacity.” The Ketchikan report then assumes at page 28 that, for port planning purposes, cruise ship “passenger levels run at an average of 110% of [LBC] capacity” in the Alaska cruise ship market.

These reports support setting an upper range of cruise ship passenger capacities at 110% of LBC for purposes of this study. Indeed these reports suggest 110% of LBC is actually a conservative estimate of actual utilization, especially in light of apparent increasing use of larger vessels including megaships.

### **Portion of Cruise Ship Passengers Disembarking**

This report estimates the portion of cruise ship passengers disembarking while at Skagway will likely range from 95% of 110% LBC to 85% of 100% LBC.

Obviously, there are many factors determining how many cruise ship passengers actually disembark in any given port. Weather conditions, personal interests, personal health, “been here before,” shore excursion offerings, crew recommendations, duration of the port call, etc., can affect those decisions. There are some surveys and many estimates of the portion of cruise ship passengers who disembark in port. Appendix 15 includes a table showing some relevant findings. These studies, conducted in other ports, primarily in the Caribbean and Canada, some based upon in-cabin surveys conducted on the days of port calls, suggest the number of passengers going ashore can be significantly below the potential suggested by ship capacity.<sup>2</sup>

---

<sup>1</sup> Appendix 14 includes annotated version of information shown in Appendix 13.

<sup>2</sup> Cruise ship port calls in Skagway are among the longest in SE Alaska (See discussion at “Time in Port,” page 17). This would seemingly provide passengers and crew more opportunities to choose time and circumstances to their liking for going ashore, and thereby increase the proportion of passengers going ashore. While arguably a reasonable

## Time Cruise Ship Passengers Spend Ashore

This report estimates that the time cruise ship passengers spend ashore ranges from 2 hours to 4 hours less than the actual time the ship is in port.

Little data is available to support estimates of the average amount of time cruise ship passengers spend ashore during a port call. Anecdotal information is generally all that is available. Nevertheless, estimates are essential to determining a range of the potential demand visiting cruise ship passengers impose on Municipality services and facilities. For example, at minimum, it simply takes time for passengers to disembark. Further, passengers are either required or feel compelled to return to the ship some minimal amount of time prior to departure. Others will determine when to leave the ship and when to return based on the timing of scheduled tours or simply the duration of the port call. Many factors influence passengers' individual choices regarding time, if any, they spend ashore. (See also discussion at footnote #, page 27)

## Ship Passenger Ashore Service Hours

The ship passenger ashore service hours is an estimate of the Municipality service hours available to cruise ship passengers while ashore during their visits. It is the sum of the products of each ship's passenger count (either 100% or 110% LBC) ashore times the hours spent ashore for all ships scheduled to visit Skagway.

## Cruise Ship Complement

This report assumes the cruise ship crews are always at 100% of the reported complement.

To ensure data consistency this report relied, with only one exception, on the Cruise Mapper online database to obtain cruise ship complement data. The single exception was MS Roald Amundsen. Although Roald Amundsen was not included in CLAA's January 4, 2019, draft Skagway calendar, it does appear in Juneau's and Ketchikan's schedules and is therefore included in any comparative data reflecting the three communities. Consistent complement data for MS Roald Amundsen was available on other online cruise ship listings, including the AlaskanCruise.com site, and was included in this study where appropriate.<sup>1</sup>

---

assumption, data is not available to test it; additional study would be required.

<sup>1</sup> CruiseMapper, <http://cruisemapper.com>.

AlaskanCruise.com, [https://www.alaskancruise.com/cruise\\_ship/MS\\_Roald\\_Amundsen.cfm](https://www.alaskancruise.com/cruise_ship/MS_Roald_Amundsen.cfm).

## Portion of Cruise Ship Crew Disembarking

This report assumes crew onshore visits could range from 20% to 30% of a ship's complement.

Estimating the potential demand cruise ship crews may impose on Municipality services and facilities is difficult. While ship crews on shore leave represent an identifiable and significant component of cruise ship visitor demand on those services and facilities, it is difficult to find definitive studies that reflect the numbers of crew members going ashore during port calls. In general, studies of crew presence ashore in local communities is limited to their contributions to local economies; the resulting data is generally aggregated and only reflects total dollars spent during the season that can be associated with crew. It generally does not reflect individual crew members' decisions to go ashore, the portion of the ship's scheduled in-port time they were able to spend ashore, or the uses of local government facilities or services. Money, not time, individuals spend ashore is the focus in most available studies.

In any event, cruise ship crew members are present in Skagway; their presence on shore leave is an incidental fact of their jobs aboard the ships. At least some, probably a significant portion, of the ship's crew must remain on-board to maintain and operate the ship's various systems and provide passenger and other support services during some portion of, if not the entire time, the ship is in port.

In addition, even if work schedules allow, crew members can choose whether to go ashore. Their decisions likely would be influenced by the same factors that influence passengers' decisions. Weather conditions, personal interest, personal health, shopping or shore excursion offerings, duration of the port call, etc., can influence those decisions. Also, according to the draft 2019 cruise ship schedule, 20 ships' crews will visit Skagway upwards of 15 or more times during the season; so, depending on crew work schedules and other reasons, some likely will opt to stay aboard during some, maybe most, port calls. Some undoubtedly will go ashore at every opportunity and will make many visits. A number of reports were reviewed as part of the 2017 report to determine what, if any, information was readily available to shed light on this question. Relevant findings are shown in a table included as Appendix 16. That summary suggests the percentage of crew going ashore ranges from 23% to 45% and averaging 38%.

A November 2016 McDowell Group report entitled *Ketchikan Cruise Industry Surveys* prepared for the Ketchikan Gateway Borough also sheds some light on this matter. Although the study does not address the specific question, it does report that, on average, surveyed crew went ashore 7.41 times during the cruise season.<sup>1</sup> Applying

---

<sup>1</sup> Surveyed crew members reported "38 percent had taken shore leave in Ketchikan 1-4 times, one-fifth (20 percent) had taken shore leave 5-9 times, one-quarter (25 percent) had taken shore leave 10-14 times, and 11 percent had taken shore leave over 15 times" while in Ketchikan during the 2016 cruise ship season. "The average number of visits was 7.4."

## *A Review of 2019 Cruise Ship Presence in Skagway, Alaska*

feature scaling to actual 2016 cruise ship visit schedules, ship complement data, and the McDowell Group survey average of 7.4 crew shore visits per season, a range of 2%-30%, averaging 18%, of crew going ashore in Ketchikan seems a reasonable range. A table showing that analysis is included as Appendix 17. Given the purpose and method of the McDowell study, that conclusion should be viewed cautiously. Interestingly, however, the resulting conclusion is similar to one offered by Patti Mackie, Ketchikan Visitor Bureau Executive Director, in 2008. As noted in the 2008 report, Ms. Mackie opined that one could conservatively estimate that 20 to 25 percent of a ship's crew will be on shore leave during ships time in port. She cautioned that her estimate was based on personal observations only, since she was not aware of any formal reports or studies with authoritative estimates.

In any event, it seems reasonable to assume 70% to 80% of the crew could be required to perform duties on board during the majority of the time the ship is in port or otherwise choose to stay aboard during port calls, leaving 20% to 30% to go ashore during port calls. (See also discussion at footnote #, page 27.)

### Time Cruise Ship Crews Spend Ashore

This report assumes crew members may be off the ship between three hours and five hours less than the actual time the ship is scheduled in port. As with passenger time ashore, the assumed time crew members will spend ashore during a ship's visit is only an estimate, based on very slim data. Nevertheless, as with the passenger time ashore, an estimate for crew seems equally essential to calculating the impact of visiting cruise ship crew on Municipality services and facilities.

This report estimates that range of the time crew members may be off the ship would likely fall between three hours and five hours less than the actual time the ship is scheduled in port. At minimum, cruise ship crews face the same disembarking and embarking issues that passengers face. Further, this estimate would also address the likelihood that crew with shifts partly overlapping the ship's scheduled hours in port would have opportunities to make shore visits, albeit of somewhat shorter duration. (See also discussion at footnote #, page 27.)

### Ship Crew Ashore Service Hours

The ship crew service hours is an estimate of the Municipality service hours available to cruise ship crews during their visit. It is the sum of the products of each ship's crew ashore times the hours spent ashore for all ships scheduled to visit Skagway.

---

McDowell Group, *Ketchikan Cruise Industry Surveys*, p. 23

## A Caveat re Report's Numbers and Calculations

All the estimates of demand for access to and use of Municipality services and facilities imposed by cruise ship visits included in this report may suggest a level of precision that the data and assumptions cannot support. These estimates only attempt to produce order-of-magnitude indicators of potential demand for access to or use of Municipality facilities and services as framed by several hypothetical scenarios.

## Consideration of Need for Additional Study

This report highlights two areas deserving consideration for additional study.

Taken in order of appearance in this report, the first of these areas relates to the annual influx of non-resident business owners and employees augmenting the resident labor pool to meet demand created by cruise ship visitations in Skagway. Publicly available reports detailing this seasonal population increase are limited; and, since the most recent of the reports cited in this study was published in 2008, available information is now somewhat dated. According to these reports Skagway's population doubles, perhaps triples, as businesses draw on non-resident seasonal workers to meet the demand for cruise ship visitor-related goods and services. Anecdotal evidence suggests that, while those earlier reports are dated, they still offer a generally correct picture.

Seasonal doubling or tripling of the community's population imposes significant, predictable demands on local government facilities and services. That fact alone underscores the importance of having current and accurate data reflecting Skagway's seasonal non-resident population patterns at hand to ensure that the Municipality is adequately prepared to meet the demands this population imposes on its facilities and services. Further, there is expressed concern that these earlier reports may actually underestimate the overall seasonal bump in population as they do not fully account for families or partners accompanying these non-resident workers. Some, perhaps most, of these people may not be included in the employment data cited in those earlier studies.<sup>1</sup>

Regardless, all seasonal residents access Municipality facilities and services to some degree. It is, in fact, the total population residing temporarily or permanently in the community that impose demands on Municipality-provided facilities and services. Numbers count. Thus, consideration of additional study in this area seems justified.

The second area deserving consideration for additional study relates to lack of regionally and community relevant information regarding patterns of passenger and crew presence ashore during cruise ship calls at Skagway. Such information is currently unavailable.

Most studies of the cruise ship industry's impact in SE Alaska seem to focus on volumes of visitors and related contributions to State, regional and local economies. Even then, the emphasis is on cruise ship passengers; the contribution of crew members receives less, sometimes notably less, attention. Port communities, like Skagway, certainly benefit from the economic activity that the cruise ship industry generates. All related information is, of course, important for local decision-makers.

---

<sup>1</sup> Telephone conversations with Kaitlyn Jared, Skagway Development Corporation, February 26, 2019; and with Cody Jennings, SCVB, March 13, 2019.



## *A Review of 2019 Cruise Ship Presence in Skagway, Alaska*

However, given the nature and scope of their responsibilities to provide services and facilities for residents and visitors, port municipalities need to know more than the financial benefits derived from the presence of the cruise ship visitor industry. They also need to know the numbers of passengers and crew actually spending time ashore, how much time they spend ashore, and what municipal services and facilities they access and utilize or would to access and utilize if available. This is particularly true for small communities, like Skagway, where the numbers of visiting cruise ship passengers and crew on any given day are likely to be many times greater than the local population. Especially for those smaller municipalities, careful planning is critically important in order to provide the services and facilities required to support relatively massive influxes of visitors. Detailed information about passenger and crew visit patterns could offer material support for port communities, especially smaller communities like Skagway, as they attempt to plan for and provide levels of service and facilities appropriate for the visitors they host.

Several of the assumptions upon which this report's four scenarios are based are limited by lack of useful data regarding these important cruise ship visitor patterns. While the numbers of cruise ship passengers and crew visiting the community are readily available, data reflecting the numbers that actually go ashore while in port, the hours they spend ashore, and the public facilities and services they utilize while ashore are generally not readily available, at least from publicly accessible reports. Specifically sections entitled "Portion of Cruise Ship Passengers Disembarking", "Time Cruise Ship Passengers Spend Ashore", "Portion of Cruise Ship Crew Disembarking", and "Time Cruise Ship Crews Spend Ashore", would benefit from reliable data addressing those visitor patterns. Additional study is required to provide that data as it pertains to cruise ship activity in SE Alaska and Skagway in particular.

In this regard, an October 2015 study prepared by Business Research & Economic Advisors for the "Florida-Caribbean Cruise Association and Participating Destinations" could be instructive. Relevant portions of that 95-page report, *Economic Contribution Of Cruise Tourism To The Destination Economies, A Survey based Analysis of the Impacts of Passenger, Crew and Cruise Line Spending, Volume I, Aggregate Analysis*, are included as Appendix 15 to this report.

Note, for example, that report's discussion of "Surveys of Passengers and Crew:" (p. 26 of that report)

*Passenger and crew surveys were designed to collect data for onshore spending and visit satisfaction by both passengers and crew ... While the crew survey was slightly shorter than the passenger survey, both surveys were designed to collect the following information:*

- *hours spent ashore;*
- *expenditures by category, including shore tours, food & beverages, clothing, etc.;*

## *A Review of 2019 Cruise Ship Presence in Skagway, Alaska*

- *visit satisfaction, including shore tour, friendliness of residents, prices, shopping, etc.;*
- *likelihood of returning for a land-based vacation; and*
- *demographic characteristics, including country of residence, age group, income, etc. (Emphasis added.)*

Also note that report's discussion of survey methods: (p. 27 of that report)

*On any given cruise itinerary, passengers and crew were surveyed following a single call. The surveys were placed in passenger cabins and crew living quarters during the day of a designated survey. Passengers and crew, then, first viewed the survey upon their return from their onshore visit. They were asked to complete the survey in their quarters and to return the survey to a designated crew member. At the conclusion of the cruise, the surveys were returned to BREA for tabulation. (Emphasis added )*

Finally note samples of “Confidential Cruise Passenger Survey” and “Confidential Crew Survey” documents (pages 35 and 37 respectively) from that report. In addition to attempting to determine typical visitor economic activity (types and values of expenditures, etc.), these surveys also attempt to determine the time passengers and crew spent ashore and the facilities or activities these visitors accessed while ashore.

Obviously, to be useful to Skagway, the referenced surveys would require modification. However, access to reasonably accurate, survey-based information reflecting the portion of passenger and crew that typically go ashore during port calls, the time those visitors spend ashore during port calls, and the local government facilities and services those visitors access, all potentially available through such survey methods, could benefit the Municipality's efforts to plan and provide appropriate visitor services. That information is not readily available at present.

While additional study in both these areas seems warranted, consideration first must be given to what information actually may prove useful (more than just interesting to know) to the Municipality's legitimate interest in having sufficient and necessary information at hand to plan and provide those public facilities and services it deems necessary, appropriate and adequate for the annual influx of cruise ship visitors.



## Appendix 1

*Annotated Copy of SCVB's Table: Skagway Arrivals by Category 1983  
– 2018*

# A Review of 2019 Cruise Ship Presence in Skagway, Alaska

Skagway Arrivals by Category 1983-2018											NON-CRUISE SHIP VISITORS	
YEAR	CRUISE	CREW	AMHS	HIGHWAY	WP&YR	FWX	AIR	Marine	TOTAL	% change	TOTAL	% of GRAND TOTAL
1983	48,066		25,288	72,384	NA	15,000	3,500	NA	164,238		116,172	71%
1984	54,907		25,196	79,215	NA	15,000	3,750	NA	178,068	8.42%	123,161	69%
1985	77,623		31,522	89,542	NA	15,000	4,000	NA	217,687	22.25%	140,064	64%
1986	100,695		30,981	91,908	NA	15,000	4,250	NA	242,834	11.55%	142,139	59%
1987	119,279		30,905	70,993	NA	15,498	4,953	NA	241,628	-0.50%	122,349	51%
1988	115,505		31,481	74,614	NA	15,123	5,957	NA	242,680	0.44%	127,175	52%
1989	112,692		29,997	63,789	15,972	14,562	7,233	NA	244,245	0.64%	131,553	54%
1990	136,512		33,234	63,237	16,072	17,767	4,799	NA	271,621	11.21%	135,109	50%
1991	141,284		33,630	64,610	19,069	19,157	4,853	1,163	283,766	4.47%	142,482	50%
1992	145,973		37,216	79,946	17,809	18,852	7,947	2,000	309,743	9.15%	163,770	53%
1993	192,549		33,650	80,709	16,313	13,220	10,092	3,000	349,533	12.85%	156,984	45%
1994	204,387		34,270	81,172	15,865	13,000	10,000	3,000	361,694	3.48%	157,307	43%
1995	256,788		33,961	87,977	15,521	13,000	17,000	4,100	428,347	18.43%	171,559	40%
1996	299,651		35,760	86,536	20,871	14,782	20,721	4,000	482,321	12.60%	182,670	38%
1997	438,305		27,659	91,849	14,416	0	11,466	7,173	590,868	22.51%	152,563	26%
1998	494,961		31,324	100,784	20,432	2,671	20,679	7,923	678,774	14.88%	183,813	27%
1999	525,507		31,467	92,291	20,422	0	15,963	4,767	690,417	1.72%	164,910	24%
2000	565,639		30,732	94,925	19,231	0	15,626	8,362	734,515	6.39%	168,876	23%
2001	599,520		23,232	82,629	20,674	0	7,479	10,205	743,739	1.26%	144,219	19%
2002	611,638	258,031	26,224	80,421	14,361	0	5,641	12,154	1,008,470	35.59%	138,801	14%
2003	639,742		23,814	74,750	13,065	0	6,340	23,724	781,435	-22.51%	141,693	18%
2004	722,095	308,472	23,171	77,837	13,187	0	6,046	15,069	1,165,877	49.20%	135,310	12%
2005	772,332	326,188	21,264	71,387	17,071	0	6,382	14,343	1,228,967	5.41%	130,447	11%
2006	755,314		20,581	61,870	17,826	0	5,687	13,558	874,836	-28.82%	119,522	14%
2007	820,744	344,338	17,738	68,855	16,514	0	4,890	5,069	1,278,148	46.10%	113,066	9%
2008	765,492	323,017	16,076	65,826	18,326	0	3,787	13,833	1,206,357	-5.62%	117,848	10%
2009	779,043	323,861	16,462	67,232	16,157	0	4,611	9,760	1,217,126	0.89%	114,222	9%
2010	713,733	284,139	17,687	66,238	16,822	0	5,406	7,958	1,111,983	-8.64%	114,111	10%
2011	708,015	293,190	16,393	64,368	16,059	0	6,419	8,726	1,113,170	0.11%	111,965	10%
2012	754,255	308,812	17,410	66,016	15,293	0	5,129	8,029	1,174,944	5.55%	111,877	10%
2013	821,971	336,189	17,321	67,610	15,054	0	5,963	7,530	1,271,638	8.23%	113,478	9%
2014	821,888	337,773	17,006	64,844	15,230	0	6,178	6,898	1,269,817	-0.14%	110,156	9%
2015	786,228	320,406	15,112	90,252	21,317	0	6,320	3,749	1,243,384	-2.08%	136,750	11%
2016	779,232	312,497	15,251	99,956	13,114	0	4,821	6,955	1,231,826	-0.93%	140,097	11%

# A Review of 2019 Cruise Ship Presence in Skagway, Alaska

Skagway Arrivals by Category 1983-2018										
YEAR	CRUISE	CREW	AMHS	HIGHWAY	WP&YR	FWX	AIR	Marine	TOTAL	% change
2017	781,926	349,846	12,304	100,816	10,769	0	4,706	44,566	1,305,133	5.95%
2018	910,176	366,448	18,647	100,318	2,231		4,910	6,479	1,409,209	7.97%
2017 to '18	16.40%	4.75%	51.55%	-0.49%	-79.66%		4.33%	-85.46%	7.97%	
Change			May-Sept	May-Sept			May-Sept			

NON-CRUISE SHIP VISITORS	
TOTAL	% of GRAND TOTAL
173,361	13%
132,585	9%

An Overview	
110,156	Minimum
183,813	Maximum
138,393	Average
136,030	Median

"Marine Transit" Category includes: Allen Marine, Fjord Express & Haines Fast Ferry

Note: 1983-1997 totals are for the months of May through September

Note: 1998-2001 totals are for the months of April through September

Note: 2002 totals are for the months of May through October

Note: 2003 - 2014 totals are for the months of May through September

Note: 2003 & 2006 missing crew totals

Note: 2013 highway traffic included RT tour bus traffic

Note: 2014 does not include Allen Marine

Note 2015 does not include visitors arriving by bus

Note: 2016 missing Allen Marine arrivals. Cruise pax total includes April arrivals.

Note: 2017: Fast Ferry reported all rt Hns->Skg. in addition to weekly Cruise ship transfers

## Appendix 2

*January 4, 2019, Draft Cruise Ship Schedule — Skagway, Alaska*

Cruise Line Agencies of Alaska  
Cruise Ship Calendar for 2019  
FOR PORT(S) = SKG  
AND SHIP(S) = ALL  
AND VOYAGES = ALL



# A Review of 2019 Cruise Ship Presence in Skagway, Alaska

Sunday, April 28	Monday, April 29	Tuesday, April 30	Wednesday, May 1	Thursday, May 2	Friday, May 3	Saturday, May 4
SKG ISLAND PRINCESS 07:00-20:30	SKG RUBY PRINCESS 07:00-20:30	SKG NORWEGIAN JOY 07:00-20:15	SKG NORWEGIAN BLISS 07:00-20:15	SKG CARNIVAL LEGEND 07:00-20:00	SKG STAR PRINCESS 07:00-20:30	SKG ISLAND PRINCESS 07:00-20:30
Sunday, May 5	Monday, May 6	Tuesday, May 7	Wednesday, May 8	Thursday, May 9	Friday, May 10	Saturday, May 11
	SKG NIEUW AMSTERDAM 07:00-21:50	SKG NORWEGIAN JOY 07:00-20:15 SKG NIEUW AMSTERDAM 07:00-21:50	SKG NORWEGIAN BLISS 07:00-20:15	SKG CARNIVAL LEGEND 07:00-20:00	SKG GRAND PRINCESS 06:30-20:45 SKG GOLDEN PRINCESS 07:00-20:30	SKG CORAL PRINCESS 07:00-20:30 SKG VOLENDAM 07:00-21:00
Sunday, May 12	Monday, May 13	Tuesday, May 14	Wednesday, May 15	Thursday, May 16	Friday, May 17	Saturday, May 18
SKG ISLAND PRINCESS 07:00-20:30	SKG SEVEN SEAS MARINER 07:00-15:00 SKG MILLENNIAL 08:00-21:00	SKG RUBY PRINCESS 06:30-20:15 SKG SOLISTICE 07:00-18:00 SKG NIEUW AMSTERDAM 07:00-21:50	SKG GOLDEN PRINCESS 06:00-20:30 SKG ROYAL PRINCESS 07:00-16:00 SKG NIEUW AMSTERDAM 07:00-21:50	SKG WESTERDAM 07:00-16:00 SKG WESTERDAM 07:00-17:00 SKG NOORDAM 07:00-21:00	SKG CARNIVAL LEGEND 07:00-20:00	SKG ISLAND PRINCESS 07:00-20:30 SKG VOLENDAM 07:00-21:00
Sunday, May 19	Monday, May 20	Tuesday, May 21	Wednesday, May 22	Thursday, May 23	Friday, May 24	Saturday, May 25
SKG CORAL PRINCESS 07:00-20:30	SKG MILLENNIAL 07:00-18:00 SKG OVATION OF SEAS 07:00-20:30 SKG SEVEN SEAS MARINER 09:00-18:00	SKG ROYAL PRINCESS 07:00-18:00 SKG SOLISTICE 07:00-18:00 SKG RUBY PRINCESS 07:00-20:15 SKG NIEUW AMSTERDAM 07:00-21:50	SKG GOLDEN PRINCESS 06:00-20:30 SKG RADIANCE OF THE SEA 07:00-16:30 SKG NORWEGIAN JOY 07:00-16:00 SKG NORWEGIAN BLISS 07:00-20:15	SKG STAR PRINCESS 07:00-17:00 SKG WESTERDAM 07:00-21:00 SKG DISNEY WONDER 07:15-19:45	SKG QUEEN ELIZABETH 07:00-20:00 SKG CARNIVAL LEGEND 07:00-20:00 SKG NORWEGIAN JEWEL 08:00-20:00	SKG CORAL PRINCESS 07:00-20:30 SKG VOLENDAM 07:00-21:00
Sunday, May 26	Monday, May 27	Tuesday, May 28	Wednesday, May 29	Thursday, May 30	Friday, May 31	Saturday, June 1
SKG ISLAND PRINCESS 07:00-20:30	SKG SEVEN SEAS MARINER 07:00-18:00 SKG RADIANCE OF THE SEA 07:00-20:30	SKG RUBY PRINCESS 06:30-20:30 SKG SOLISTICE 07:00-18:00 SKG NIEUW AMSTERDAM 07:00-21:50	SKG GOLDEN PRINCESS 06:00-20:30 SKG ROYAL PRINCESS 06:00-20:30 SKG NIEUW AMSTERDAM 07:00-21:50 SKG NORWEGIAN BLISS 07:00-20:15	SKG GOLDEN PRINCESS 06:00-20:30 SKG NOORDAM 07:00-21:00 SKG DISNEY WONDER 07:15-19:45 SKG SEVEN SEAS MARINER 08:00-18:00	SKG STAR PRINCESS 07:00-17:00 SKG NORWEGIAN JEWEL 07:00-17:00 SKG CARNIVAL LEGEND 07:00-21:00 SKG VIKING ORION 08:00-18:00	SKG CORAL PRINCESS 07:00-20:30 SKG VOLENDAM 07:00-21:00
Sunday, June 2	Monday, June 3	Tuesday, June 4	Wednesday, June 5	Thursday, June 6	Friday, June 7	Saturday, June 8
SKG CORAL PRINCESS 07:00-20:30	SKG QUEEN ELIZABETH 07:00-18:00 SKG MILLENNIAL 07:00-18:00 SKG OVATION OF SEAS 07:00-20:30	SKG ROYAL PRINCESS 06:30-20:30 SKG SOLISTICE 07:00-18:00 SKG RUBY PRINCESS 07:00-20:15 SKG NIEUW AMSTERDAM 07:00-21:50	SKG GOLDEN PRINCESS 06:30-20:30 SKG RADIANCE OF THE SEA 07:00-17:00 SKG NORWEGIAN JOY 07:00-17:00 SKG NORWEGIAN BLISS 07:00-20:15	SKG STAR PRINCESS 07:00-17:00 SKG WESTERDAM 07:00-21:00 SKG DISNEY WONDER 07:15-19:45	SKG CARNIVAL LEGEND 07:00-20:00 SKG REGATTA 07:00-20:00 SKG NORWEGIAN JEWEL 08:00-20:00	SKG CORAL PRINCESS 07:00-20:30 SKG VOLENDAM 07:00-21:00
Sunday, June 9	Monday, June 10	Tuesday, June 11	Wednesday, June 12	Thursday, June 13	Friday, June 14	Saturday, June 15
SKG ISLAND PRINCESS 07:00-20:30	SKG GRAND PRINCESS 07:00-18:00 SKG OVATION OF SEAS 07:00-20:30	SKG GOLDEN PRINCESS 06:30-20:30 SKG SOLISTICE 07:00-18:00 SKG RUBY PRINCESS 07:00-20:15 SKG NIEUW AMSTERDAM 07:00-21:50	SKG ROYAL PRINCESS 07:00-18:00 SKG MILLENNIAL 07:00-18:00 SKG NIEUW AMSTERDAM 07:00-21:50	SKG STAR PRINCESS 07:00-17:00 SKG WESTERDAM 07:00-21:00 SKG DISNEY WONDER 07:15-19:45	SKG NORWEGIAN JEWEL 07:00-20:00 SKG QUEEN ELIZABETH 07:00-20:00 SKG CARNIVAL LEGEND 07:00-21:00	SKG ISLAND PRINCESS 07:00-20:30 SKG VOLENDAM 07:00-21:00

# A Review of 2019 Cruise Ship Presence in Skagway, Alaska

Day	Ship	Time	Agency	Day	Ship	Time	Agency	Day	Ship	Time	Agency	Day	Ship	Time	Agency	Day	Ship	Time	Agency								
Sunday, June 16	SKG AMERICAN CONSTITELLA	05:00-17:00	RRF	Monday, June 17	SKG OVALION OF SEAS	07:00-20:30	RRR	Tuesday, June 18	SKG GOLDEN PRINCESS	05:30-20:30	RRR	Wednesday, June 19	SKG AMERICAN CONSTITELLA	05:30-20:30	RRR	Thursday, June 20	SKG AMERICAN CONSTITELLA	05:30-20:30	RRR	Friday, June 21	SKG VIKING ORION	08:00-18:00	RRR	Saturday, June 22	SKG VOLANDAM	07:00-21:00	RRR
Sunday, June 23	SKG AMERICAN CONSTITELLA	05:00-17:00	RRF	Monday, June 24	SKG AMERICAN CONSTITELLA	07:00-20:30	RRR	Tuesday, June 25	SKG GOLDEN PRINCESS	05:30-20:30	RRR	Wednesday, June 26	SKG AMERICAN CONSTITELLA	05:30-20:30	RRR	Thursday, June 27	SKG AMERICAN CONSTITELLA	05:30-20:30	RRR	Friday, June 28	SKG NORWEGIAN JEWEL	08:00-20:00	BRD	Saturday, June 29	SKG ISLAND PRINCESS	07:00-20:30	RRR
Sunday, June 30	SKG CORAL PRINCESS	06:30-20:30	RRF	Monday, July 1	SKG MILLENNIUM	07:00-20:30	RRR	Tuesday, July 2	SKG ROYAL PRINCESS	05:30-20:30	RRR	Wednesday, July 3	SKG GOLDEN PRINCESS	05:30-20:30	RRR	Thursday, July 4	SKG STAR PRINCESS	07:00-17:00	ORE	Friday, July 5	SKG SUN PRINCESS	07:00-20:30	RRR	Saturday, July 6	SKG CORAL PRINCESS	07:00-20:30	RRR
Sunday, July 7	SKG ISLAND PRINCESS	06:30-20:30	RRF	Monday, July 8	SKG AZAMARA QUEST	08:30-17:30	RRR	Tuesday, July 9	SKG GOLDEN PRINCESS	05:30-20:30	RRR	Wednesday, July 10	SKG ROYAL PRINCESS	05:30-20:30	RRR	Thursday, July 11	SKG STAR PRINCESS	07:00-17:00	RRR	Friday, July 12	SKG NORWEGIAN JEWEL	08:00-17:00	RRR	Saturday, July 13	SKG ISLAND PRINCESS	07:00-20:30	RRR
Sunday, July 14	SKG AMERICAN CONSTITELLA	05:00-17:00	RRF	Monday, July 15	SKG AMERICAN CONSTITELLA	07:00-20:30	RRR	Tuesday, July 16	SKG GOLDEN PRINCESS	05:30-20:30	RRR	Wednesday, July 17	SKG ROYAL PRINCESS	05:30-20:30	RRR	Thursday, July 18	SKG GOLDEN PRINCESS	05:30-20:30	RRR	Friday, July 19	SKG NORWEGIAN JEWEL	08:00-18:00	BRD	Saturday, July 20	SKG VOLANDAM	07:00-21:00	RRR
Sunday, July 21	SKG AMERICAN CONSTITELLA	05:00-17:00	RRF	Monday, July 22	SKG AMERICAN CONSTITELLA	07:00-20:30	RRR	Tuesday, July 23	SKG GOLDEN PRINCESS	05:30-20:30	RRR	Wednesday, July 24	SKG ROYAL PRINCESS	06:00-20:30	RRR	Thursday, July 25	SKG STAR PRINCESS	06:30-17:00	RRR	Friday, July 26	SKG NORWEGIAN JEWEL	07:00-17:00	RRR	Saturday, July 27	SKG CRYSTAL SYMPHONY	07:00-15:30	BRD
Sunday, July 28	SKG CORAL PRINCESS	06:30-20:30	RRF	Monday, July 29	SKG MILLENNIUM	07:00-20:30	RRR	Tuesday, July 30	SKG ROYAL PRINCESS	05:30-20:30	RRR	Wednesday, July 31	SKG GOLDEN PRINCESS	05:30-20:30	RRR	Thursday, August 1	SKG STAR PRINCESS	07:00-17:00	ORE	Friday, August 2	SKG LE SOLEAL	07:00-17:00	RRR	Saturday, August 3	SKG CORAL PRINCESS	07:00-21:00	RRR

# A Review of 2019 Cruise Ship Presence in Skagway, Alaska

Sunday, August 4 SKG ISLAND PRINCESS 06:00-20:30 SKG SEVEN SEAS MARINER 07:00-15:00 SKG SILVER MUSE 08:00-17:00	BRD RRF RRA ORE	SKG AMERICAN CONSTELLA 05:00-15:00 SKG OVALION OF SEAS 06:30-17:30	RRA RRF RRA ORE	SKG GOLDEN PRINCESS 05:30-20:30 SKG SOLISTICE 07:00-18:00 SKG RUBY PRINCESS 07:00-20:15 SKG NIEUW AMSTERDAM 07:00-21:00	RRF RRA ORE BRD	SKG ROYAL PRINCESS 06:00-20:30 SKG MILLENNIUM 07:00-16:00 SKG NORWEGIAN BLISS 07:00-20:15	RRF ORE RRA RRA	SKG GRAND PRINCESS 07:00-17:00 SKG NOORDAM 07:00-21:00 SKG DISNEY WONDER 07:15-19:45	RRA RRF ORE RRA	SKG CARNIVAL LEGEND 07:00-21:00 SKG NORWEGIAN JEWEL 08:00-20:00	BRD ORE RRA BRD	SKG ISLAND PRINCESS 06:00-20:30 SKG VOLendam 07:00-21:00	RRF RRA RRF
Sunday, August 11 SKG AMERICAN CONSTELLA 05:00-15:00 SKG CORAL PRINCESS 06:00-14:00 SKG SEVEN SEAS MARINER 07:00-17:00	RRF RRA RRA	SKG AMERICAN CONSTELLA 05:00-15:00 SKG OVALION OF SEAS 06:30-17:30 SKG SILVER MUSE 08:00-17:30	RRF RRA RRA ORE	SKG ROYAL PRINCESS 05:30-20:30 SKG SOLISTICE 07:00-18:00 SKG RUBY PRINCESS 07:00-20:15 SKG NIEUW AMSTERDAM 07:00-21:00	RRF RRA ORE BRD	SKG GOLDEN PRINCESS 05:30-20:30 SKG RADIANCE OF THE SEA 07:00-16:30 SKG NORWEGIAN JOY 07:00-19:45 SKG NORWEGIAN BLISS 07:00-20:15	BRD ORE RRA RRA	SKG STAR PRINCESS 06:30-17:00 SKG WESTERDAM 07:00-21:00 SKG DISNEY WONDER 07:15-19:45 SKG REGATTA 08:00-16:00	ORE RRF BRD RRA	SKG CARNIVAL LEGEND 07:00-21:00 SKG NORWEGIAN JEWEL 08:00-20:00	RRF BRD RRA	SKG CORAL PRINCESS 07:00-20:30 SKG VOLendam 07:00-21:00	RRA RRF RRF
Sunday, August 18 SKG AMERICAN CONSTELLA 05:00-15:00 SKG CORAL PRINCESS 06:30-20:30 SKG SEVEN SEAS MARINER 07:00-15:00 SKG SILVER MUSE 08:00-17:00	RRF RRA RRA ORE	SKG AMERICAN CONSTELLA 05:00-15:00 SKG OVALION OF SEAS 06:30-17:30 SKG SILVER MUSE 08:00-17:30	RRF RRA RRA ORE	SKG GOLDEN PRINCESS 05:30-20:30 SKG SOLISTICE 07:00-18:00 SKG RUBY PRINCESS 07:00-20:15 SKG NIEUW AMSTERDAM 07:00-21:00	RRF RRA ORE BRD	SKG ROYAL PRINCESS 06:00-20:30 SKG MILLENNIUM 07:00-16:00 SKG NORWEGIAN BLISS 07:00-20:15	RRF RRA ORE RRA	SKG STAR PRINCESS 07:00-17:00 SKG WESTERDAM 07:00-21:00 SKG DISNEY WONDER 07:15-19:45	RRA RRF ORE	SKG NORWEGIAN JEWEL 07:00-17:00 SKG CRYSTAL SYMPHONY 08:00-18:00 SKG NORWEGIAN JEWEL 08:00-20:00 SKG CARNIVAL LEGEND 07:00-21:00	BRD RRF RRA RRF	SKG CRYSTAL SYMPHONY 07:00-18:00 SKG VOLendam 07:00-20:30 SKG REGATTA 08:00-22:00	RRA RRF BRD
Sunday, August 25 SKG AMERICAN CONSTELLA 05:00-15:00 SKG CORAL PRINCESS 06:30-20:30 SKG SEVEN SEAS MARINER 07:00-17:00	RRF RRA RRA	SKG AMERICAN CONSTELLA 05:00-15:00 SKG OVALION OF SEAS 06:30-17:30 SKG SILVER MUSE 08:00-17:30	RRF RRA RRA ORE	SKG GOLDEN PRINCESS 05:30-20:30 SKG SOLISTICE 07:00-18:00 SKG RUBY PRINCESS 07:00-20:15 SKG NIEUW AMSTERDAM 07:00-21:00	RRF RRA ORE BRD	SKG GOLDEN PRINCESS 06:00-20:30 SKG RADIANCE OF THE SEA 07:00-16:30 SKG NORWEGIAN JOY 07:00-19:45 SKG NORWEGIAN BLISS 07:00-20:15	RRF RRA ORE RRA	SKG STAR PRINCESS 07:00-17:00 SKG WESTERDAM 07:00-21:00 SKG DISNEY WONDER 07:15-19:45	RRA RRF ORE	SKG NORWEGIAN JEWEL 07:00-17:00 SKG CRYSTAL SYMPHONY 08:00-18:00 SKG NORWEGIAN JEWEL 08:00-20:00	RRF RRA BRD	SKG CORAL PRINCESS 07:00-20:30 SKG VOLendam 07:00-21:00	RRA RRF BRD
Sunday, September 1 SKG AMERICAN CONSTELLA 05:00-15:00 SKG ISLAND PRINCESS 06:30-20:30 SKG SEVEN SEAS MARINER 07:00-15:00 SKG SILVER MUSE 08:00-17:00	RRF RRA RRA ORE	SKG AMERICAN CONSTELLA 05:00-15:00 SKG OVALION OF SEAS 06:30-17:30 SKG SILVER MUSE 08:00-17:30	RRF RRA RRA ORE	SKG GOLDEN PRINCESS 05:30-20:30 SKG SOLISTICE 07:00-18:00 SKG RUBY PRINCESS 07:00-20:15 SKG NIEUW AMSTERDAM 07:00-21:00	RRF RRA ORE BRD	SKG GOLDEN PRINCESS 06:00-20:30 SKG RADIANCE OF THE SEA 07:00-16:30 SKG NORWEGIAN JOY 07:00-19:45 SKG NORWEGIAN BLISS 07:00-20:15	RRF RRA ORE RRA	SKG STAR PRINCESS 07:00-17:00 SKG WESTERDAM 07:00-21:00 SKG DISNEY WONDER 07:15-19:45	RRA RRF ORE	SKG NORWEGIAN JEWEL 07:00-17:00 SKG CRYSTAL SYMPHONY 08:00-18:00 SKG NORWEGIAN JEWEL 08:00-20:00	RRF RRA RRA	SKG ISLAND PRINCESS 07:00-20:30 SKG VOLendam 07:00-21:00	RRA RRF RRF
Sunday, September 8 SKG AMERICAN CONSTELLA 05:00-15:00 SKG CORAL PRINCESS 06:00-14:00 SKG SEVEN SEAS MARINER 07:00-17:00	RRF RRA RRA	SKG AMERICAN CONSTELLA 05:00-15:00 SKG OVALION OF SEAS 06:30-17:30 SKG SILVER MUSE 08:00-17:30	RRF RRA RRA ORE	SKG GOLDEN PRINCESS 05:30-20:30 SKG SOLISTICE 07:00-18:00 SKG RUBY PRINCESS 07:00-20:15 SKG NIEUW AMSTERDAM 07:00-21:00	RRF RRA ORE BRD	SKG GOLDEN PRINCESS 06:00-20:30 SKG RADIANCE OF THE SEA 07:00-16:30 SKG NORWEGIAN JOY 07:00-19:45 SKG NORWEGIAN BLISS 07:00-20:15	RRF RRA ORE RRA	SKG STAR PRINCESS 07:00-17:00 SKG WESTERDAM 07:00-21:00 SKG DISNEY WONDER 07:15-19:45	RRA RRF ORE	SKG NORWEGIAN JEWEL 07:00-17:00 SKG CRYSTAL SYMPHONY 08:00-18:00 SKG NORWEGIAN JEWEL 08:00-20:00	RRF RRA BRD	SKG CORAL PRINCESS 07:00-20:30 SKG VOLendam 07:00-21:00	RRA RRF RRF
Sunday, September 15 SKG SEVEN SEAS MARINER 07:00-14:00	RRA	SKG OVALION OF SEAS 07:00-20:30	RRA	SKG GOLDEN PRINCESS 06:30-17:00 SKG STAR PRINCESS 06:30-17:00	RRF RRA	SKG NORWEGIAN JOY 07:00-20:15 SKG NOORDAM 07:00-21:00	RRF RRA BRD	SKG STAR PRINCESS 06:30-17:00	RRF	SKG NORWEGIAN JEWEL 07:00-17:00	BRD	SKG CORAL PRINCESS 07:00-20:30 SKG VOLendam 07:00-21:00	RRA RRF

# A Review of 2019 Cruise Ship Presence in Skagway, Alaska

Sunday, September 22 SKG CARNIVAL LEGEND 07:00-20:00	RRF							Saturday, September 28
Munday, September 23 SKG ROYAL PRINCESS 07:00-20:50	RRR							Friday, September 27
Tuesday, September 24 SKG NORWEGIAN JOY 07:00-21:00 SKG NIEUW AMSTERDAM 07:00-21:00	RRR BRD							Thursday, September 26 SKG NORWEGIAN JEWEL 07:00-20:15
Wednesday, September 25 SKG NORWEGIAN BLISS 07:00-21:00 SKG WESTERDAM 07:00-21:00 SKG NOORDAM 07:00-21:00	RRR BRD RRF							Friday, September 27
Thursday, September 26 SKG NORWEGIAN JOY 07:00-21:00	RRR							Thursday, September 26 SKG NORWEGIAN JEWEL 07:00-20:15
Friday, September 27 SKG NORWEGIAN JOY 07:00-21:00	RRR							Friday, October 4
Saturday, September 28 SKG NORWEGIAN JOY 07:00-21:00	RRR							Saturday, October 5

## Appendix 3

*January 4, 2019, Draft Cruise Ship Schedule — Juneau, Alaska*



Cruise Line Agencies of Alaska  
Cruise Ship Calendar for 2019  
FOR PORT(S) = JNU  
AND SHIP(S) = ALL  
AND VOYAGES = ALL

10:29 Friday, January 04, 2019

Cruise Line Agencies of Alaska, Cruise Ship Calendar for 2019

Page 1 of 6

# A Review of 2019 Cruise Ship Presence in Skagway, Alaska

Sunday, April 28 JNU RUBY PRINCESS 09:00* 23:00	Monday, April 29 JNU NORWEGIAN JOY 14:30* 23:00	Tuesday, April 30	Wednesday, May 1 JNU CARNIVAL LEGEND 11:00* 22:00	Thursday, May 2 JNU CARNIVAL PRINCESS 09:00* 22:00	Friday, May 3 JNU ISLAND PRINCESS 12:00* 22:00	Saturday, May 4
FKL	AS	JNU NORWEGIAN JOY 13:00* 21:00 JNU NORWEGIAN BLISS 14:30* 23:00	JNU CARNIVAL LEGEND 14:00* 23:00	JNU CARNIVAL PRINCESS 12:00* 22:15 JNU GRAND PRINCESS 13:30* 22:00	JNU ISLAND PRINCESS 12:00* 22:00 JNU VOLENDAM 13:00* 22:00	JNU ISLAND PRINCESS 08:00* 21:00
Sunday, May 5	Monday, May 6 JNU OOSTERDAM 13:00* 22:00 JNU EURODAM 13:00* 22:00 JNU NORTHERN JOY 14:30* 23:00	CT AS AID	JNU GOLDEN PRINCESS 14:00* 23:00	JNU GRAND PRINCESS AS	JNU ISLAND PRINCESS 12:00* 22:00 JNU VOLENDAM 13:00* 22:00	JNU ISLAND PRINCESS 08:00* 21:00 CT
Sunday, May 12 JNU SEVEN SEAS MARINER 09:00* 23:00	Monday, May 13 JNU RUBY PRINCESS 11:00* 22:15 JNU NIEUW AMSTERDAM 13:00* 22:00 JNU EURODAM 13:00* 23:00 JNU SOLSTICE 13:30* 22:00	FKL CT AS AID	JNU WESTERDAM 07:00* 21:00 JNU ECLIPSE 08:00* 21:30 JNU NOORDAM 10:00* 22:00 JNU STAR PRINCESS 12:30* 22:15	JNU NORWEGIAN JEWEL 08:00* 18:00 JNU CARNIVAL LEGEND 14:00* 23:00	JNU VOLENDAM 13:00* 22:00	JNU CORAL PRINCESS 08:00* 21:00 JNU QUEEN ELIZABETH 13:00* 21:00
Sunday, May 19 JNU ISLAND PRINCESS 06:30* 17:00 JNU OF SEAS 07:00* 21:00 JNU MLENNIUM 09:00* 21:00 JNU SEVEN SEAS PRINCESS 13:00* 22:00 JNU MAASDAM 14:00* 23:00	Monday, May 20 JNU RUBY PRINCESS 11:00* 22:15 JNU NIEUW AMSTERDAM 13:00* 22:00 JNU EURODAM 13:00* 23:00 JNU SOLSTICE 13:30* 22:00 ACT	FKL CT AS AID ACT	JNU WESTERDAM 06:30* 17:00 JNU SEVEN SEAS MARINER 07:00* 18:00 JNU WESTERDAM 10:00* 22:00 JNU STAR PRINCESS 12:30* 22:15	JNU ECLIPSE 07:30* 20:00 JNU SEVEN SEAS MARINER 08:00* 18:00 JNU NORWEGIAN JEWEL 11:00* 21:00 JNU QUEEN ELIZABETH 14:00* 22:00	JNU DISNEY WONDER 06:45* 16:45 JNU SEVEN SEAS MARINER 13:00* 22:00	JNU NG SEA LION 06:00* 23:00 JNU CORAL PRINCESS 08:00* 21:00 JNU REGATTA 09:00* 18:00
Sunday, May 26 JNU NG VENTURE 06:30* 17:00 JNU CORAL PRINCESS 09:00* 21:00 JNU RADIANCE OF THE SEA 13:00* 22:00 JNU OF SEAS 12:00* 21:00	Monday, May 27 JNU RUBY PRINCESS 11:00* 22:15 JNU NIEUW AMSTERDAM 13:00* 22:00 JNU EURODAM 13:00* 23:00 JNU SOLSTICE 13:30* 22:00	FKL CT AS AID	JNU GOLDEN PRINCESS 10:00* 22:00 JNU SEVEN SEAS MARINER 12:30* 22:15	JNU NG SEA BIRD 07:00* 15:15 JNU NORWEGIAN JEWEL 07:30* 20:00 JNU ECLIPSE 07:30* 20:00 JNU SEVEN SEAS MARINER 08:00* 18:00 JNU WESTERDAM 10:00* 21:00 JNU CORAL PRINCESS 08:00* 18:00 JNU MAASDAM 08:00* 21:00	JNU DISNEY WONDER 07:30* 18:00 JNU SEVEN SEAS MARINER 13:00* 22:00	JNU NG QUEST 06:00* 15:00 JNU CARNIVAL LEGEND 07:00* 15:00 JNU CORAL PRINCESS 08:00* 21:00
Sunday, May 26 JNU NG VENTURE 06:30* 17:00 JNU CORAL PRINCESS 09:00* 21:00 JNU RADIANCE OF THE SEA 13:00* 22:00 JNU OF SEAS 12:00* 21:00	Monday, May 27 JNU RUBY PRINCESS 11:00* 22:15 JNU NIEUW AMSTERDAM 13:00* 22:00 JNU EURODAM 13:00* 23:00 JNU SOLSTICE 13:30* 22:00	FKL CT AS AID	JNU GOLDEN PRINCESS 10:00* 22:00 JNU SEVEN SEAS MARINER 12:30* 22:15	JNU NG SEA BIRD 07:00* 15:15 JNU NORWEGIAN JEWEL 07:30* 20:00 JNU ECLIPSE 07:30* 20:00 JNU SEVEN SEAS MARINER 08:00* 18:00 JNU WESTERDAM 10:00* 21:00 JNU CORAL PRINCESS 08:00* 18:00 JNU MAASDAM 08:00* 21:00	JNU DISNEY WONDER 07:30* 18:00 JNU SEVEN SEAS MARINER 13:00* 22:00	JNU NG QUEST 06:00* 15:00 JNU CARNIVAL LEGEND 07:00* 15:00 JNU CORAL PRINCESS 08:00* 21:00

# A Review of 2019 Cruise Ship Presence in Skagway, Alaska

Sunday, June 2	Monday, June 3	Tuesday, June 4	Wednesday, June 5	Thursday, June 6	Friday, June 7	Saturday, June 8
JUN ISLAND PRINCESS 06:30-23:00 JUN MILLENNIUM 09:00-21:00 JUN OVALION OF SEAS 14:00-22:00 JUN QUEEN ELIZABETH 14:00-22:00	FKL JUN RUBY PRINCESS 11:00-22:15 AID JUN NIEUW AMSTERDAM 13:00-22:00 AS JUN EURODAM 13:00-22:00 CT JUN SOLSTICE 13:30-22:00	FKL JUN NIEUW AMSTERDAM 07:00-21:30 AS JUN GOLDEN PRINCESS 07:00-21:30 AID JUN OOSTERDAM 13:00-21:00 JUN NORWEGIAN BLISS 14:30-23:00	AID JUN ROYAL PRINCESS 06:30-17:00 JUN WESTERDAM 10:00-22:00 JUN STAR PRINCESS 12:30-22:15	FKL JUN STAR LEGEND 07:00-16:00 JUN ECLIPSE 07:30-20:00 JUN NOORDAM 08:00-18:00 JUN NORWEGIAN JEWEL 11:30-21:00	AS JUN DISNEY WONDER 06:45-16:45 JUN AMSTERDAM 08:00-22:00 JUN AZAMARA QUEST 13:00-22:00 JUN VOLENDAM 13:00-22:00	AID JUN NG SEA LION 06:00-23:00 AS JUN CARNIVAL LEGEND 07:00-15:00 JUN ISLAND PRINCESS 09:00-23:00 CT JUN SEVEN SEAS MARINER 09:00-23:00 AID JUN STAR LEGEND 11:00-23:00
Sunday, June 9	Monday, June 10	Tuesday, June 11	Wednesday, June 12	Thursday, June 13	Friday, June 14	Saturday, June 15
JUN NG VENTURE 06:30-23:00 JUN MILLENNIUM 09:00-21:00 JUN SILVER MUSE 09:00-21:00 JUN OVALION OF SEAS 12:00-21:00 JUN QUEEN ELIZABETH 14:00-22:00	IVF JUN NIEUW AMSTERDAM 11:00-22:15 ICT JUN NIEUW AMSTERDAM 07:00-21:30 FKL JUN EURODAM 06:30-17:00 CT JUN SOLSTICE 13:30-22:00 AID JUN OVALION OF SEAS 14:00-22:00 AS JUN OVALION OF SEAS 12:00-21:00	FKL JUN NIEUW AMSTERDAM 07:00-13:30 CT JUN MILLENNIUM 07:00-21:30 AS JUN VIKING ORION 08:00-17:00 AID JUN ROYAL PRINCESS 08:00-21:15 CT JUN OOSTERDAM 13:00-21:00 JUN NORWEGIAN BLISS 14:30-23:00 JUN SILVER MUSE 14:30-23:00	AID JUN SILVER MUSE 06:30-17:00 JUN GOLDEN PRINCESS 06:30-17:00 ACT JUN NOORDAM 10:00-22:00 JUN STAR PRINCESS 12:30-22:15	AID JUN STAR LEGEND 07:00-16:00 JUN ECLIPSE 07:30-20:00 JUN NOORDAM 08:00-18:00 JUN NORWEGIAN JEWEL 11:30-21:00	FKL JUN DISNEY WONDER 06:45-16:45 JUN AMSTERDAM 08:00-22:00 JUN SEABORN SOJOURN 11:00-22:00 JUN VOLENDAM 13:00-22:00	AID JUN NG SEA LION 06:00-23:00 AS JUN CARNIVAL LEGEND 07:00-15:00 JUN SILVER MUSE 09:00-21:00 FKL JUN ISLAND PRINCESS 09:00-23:00 CT JUN SEVEN SEAS MARINER 09:00-23:00 ACT JUN REGATTA 13:00-23:00
Sunday, June 16	Monday, June 17	Tuesday, June 18	Wednesday, June 19	Thursday, June 20	Friday, June 21	Saturday, June 22
JUN ISLAND PRINCESS 06:30-17:00 JUN MILLENNIUM 09:00-21:00 JUN OVALION OF SEAS 12:00-21:00	FKL JUN RUBY PRINCESS 11:00-22:15 AID JUN NIEUW AMSTERDAM 13:00-22:00 AS JUN EURODAM 13:00-22:00 JUN SOLSTICE 13:30-22:00 JUN AZAMARA QUEST 13:30-22:00	FKL JUN NORWEGIAN JOY 07:00-13:30 CT JUN RADIANCE OF THE SEA 07:00-21:30 AS JUN GOLDEN PRINCESS 08:00-21:15 AID JUN OOSTERDAM 13:00-21:00 CT JUN NORWEGIAN BLISS 14:30-23:00	AID JUN ROYAL PRINCESS 06:30-17:00 JUN GRAND PRINCESS 08:00-17:30 JUN VIKING ORION 08:00-17:30 JUN WESTERDAM 10:00-22:00 JUN STAR PRINCESS 12:30-22:15	FKL JUN STAR LEGEND 07:00-16:00 JUN ECLIPSE 07:30-20:00 JUN NOORDAM 08:00-18:00 JUN NORWEGIAN JEWEL 11:30-21:00	FKL JUN DISNEY WONDER 06:45-16:45 JUN AMSTERDAM 08:00-22:00 JUN SEABORN SOJOURN 11:00-22:00 JUN VOLENDAM 13:00-22:00	FKL JUN NG SEA LION 06:00-23:00 AS JUN CARNIVAL LEGEND 07:00-15:00 JUN SILVER MUSE 09:00-21:00 FKL JUN ISLAND PRINCESS 09:00-23:00 CT JUN SEVEN SEAS MARINER 09:00-23:00 ACT JUN REGATTA 13:00-23:00
Sunday, June 23	Monday, June 24	Tuesday, June 25	Wednesday, June 26	Thursday, June 27	Friday, June 28	Saturday, June 29
JUN NG VENTURE 06:30-23:00 JUN MILLENNIUM 09:00-21:00 JUN RADIANCE OF THE SEA 12:00-21:00 JUN OVALION OF SEAS 12:00-21:00 JUN QUEEN ELIZABETH 14:00-22:00	IVF JUN RUBY PRINCESS 11:00-22:15 FKL JUN NIEUW AMSTERDAM 13:00-22:00 AID JUN EURODAM 13:00-22:00 AS JUN SOLSTICE 13:30-22:00 CT JUN OVALION OF SEAS 14:00-22:00	FKL JUN NORWEGIAN JOY 07:00-13:30 CT JUN RADIANCE OF THE SEA 07:00-21:30 AS JUN GOLDEN PRINCESS 08:00-21:15 AID JUN OOSTERDAM 13:00-21:00 CT JUN NORWEGIAN BLISS 14:30-23:00	AID JUN ROYAL PRINCESS 06:30-17:00 JUN GRAND PRINCESS 08:00-17:30 JUN VIKING ORION 08:00-17:30 JUN WESTERDAM 10:00-22:00 JUN STAR PRINCESS 12:30-22:15	FKL JUN STAR LEGEND 07:00-16:00 JUN ECLIPSE 07:30-20:00 JUN NOORDAM 08:00-18:00 JUN NORWEGIAN JEWEL 11:30-21:00	FKL JUN DISNEY WONDER 06:45-16:45 JUN AMSTERDAM 08:00-22:00 JUN SEABORN SOJOURN 11:00-22:00 JUN VOLENDAM 13:00-22:00	IVF JUN NG QUEST 06:00-23:00 AS JUN CARNIVAL LEGEND 07:00-15:00 JUN CORAL PRINCESS 08:00-21:00 FKL JUN SEVEN SEAS MARINER 09:00-23:00 CT JUN REGATTA 13:00-23:00
Sunday, June 30	Monday, July 1	Tuesday, July 2	Wednesday, July 3	Thursday, July 4	Friday, July 5	Saturday, July 6
JUN ISLAND PRINCESS 06:30-17:00 JUN MILLENNIUM 09:00-21:00 JUN SILVER MUSE 09:00-21:00 JUN OVALION OF SEAS 12:00-21:00 JUN MAASDAM 14:00-22:00	FKL JUN VIKING ORION 11:00-22:15 AID JUN RUBY PRINCESS 11:00-22:15 CT JUN NIEUW AMSTERDAM 13:00-22:00 AS JUN EURODAM 13:00-22:00 ACT JUN SOLSTICE 13:30-22:00	FKL JUN NORWEGIAN JOY 07:00-13:30 CT JUN RADIANCE OF THE SEA 07:00-21:30 AS JUN GOLDEN PRINCESS 08:00-21:15 AID JUN OOSTERDAM 13:00-21:00 CT JUN NORWEGIAN BLISS 14:30-23:00	AID JUN ROYAL PRINCESS 06:30-17:00 JUN STAR LEGEND 07:00-15:00 JUN WESTERDAM 10:00-22:00 JUN STAR PRINCESS 12:30-22:15	FKL JUN ECLIPSE 07:30-20:00 ACT JUN NOORDAM 08:00-18:00 JUN NORWEGIAN JEWEL 11:00-21:00 JUN NORWEGIAN JEWEL 14:00-23:00	AS JUN DISNEY WONDER 06:45-16:45 JUN REGATTA 13:15 JUN SEVEN SEAS MARINER 10:00-23:00 JUN VOLENDAM 13:00-22:00	AID JUN LE SOLEAL 06:00-23:00 FKL JUN NG SEA LION 06:00-23:00 AS JUN CARNIVAL LEGEND 07:00-15:00 JUN SILVER MUSE 09:00-21:00 CT JUN SEVEN SEAS MARINER 09:00-23:00 FKL JUN ISLAND PRINCESS 08:00-21:00 JUN SILVER MUSE 08:30-22:30

# A Review of 2019 Cruise Ship Presence in Skagway, Alaska

Day	Ship	Time	Status	Day	Ship	Time	Status	Day	Ship	Time	Status	Day	Ship	Time	Status
Sunday, July 7	JUN CORAL PRINCESS	06:00-23:00	IVF	Monday, July 8	JUN RUBY PRINCESS	11:00-22:15	ACT	Tuesday, July 9	JUN NORWEGIAN JOY	07:00-13:30	AID	Wednesday, July 10	JUN GOLDEN PRINCESS	06:30-17:00	FKL
JUN Ovation of the Seas	JUN EURODAM	13:00-23:00	AS	JUN Nieuw Amsterdam	JUN Star Line	13:30-22:00	AID	JUN Royal Princess	JUN Star Princess	12:30-22:15	CT	JUN Golden Princess	JUN Norwegian Jewel	07:30-20:00	AS
JUN Azamara Quest	JUN Silver Muse	13:30-23:00	CT	JUN Azamara Quest	JUN Solstice	13:30-22:00	AID	JUN Oosterdam	JUN Star Princess	12:30-22:15	CT	JUN Norwegian Jewel	JUN Norwegian Jewel	07:30-20:00	AS
Sunday, July 14	JUN Millennium	06:00-17:00	FKL	Monday, July 15	JUN Nieuw Amsterdam	13:00-22:00	AS	Tuesday, July 16	JUN Norwegian Joy	07:00-13:30	AID	Wednesday, July 17	JUN Golden Princess	06:30-17:00	FKL
JUN Ovation of the Seas	JUN Eurodam	13:00-23:00	AS	JUN Nieuw Amsterdam	JUN Star Line	13:30-22:00	AID	JUN Royal Princess	JUN Star Princess	12:30-22:15	CT	JUN Golden Princess	JUN Norwegian Jewel	07:30-20:00	AS
JUN Silver Muse	JUN Silver Muse	12:00-23:00	CT	JUN Azamara Quest	JUN Solstice	13:30-22:00	AID	JUN Oosterdam	JUN Star Princess	12:30-22:15	CT	JUN Norwegian Jewel	JUN Norwegian Jewel	07:30-20:00	AS
Sunday, July 21	JUN NG Venture	06:00-23:00	IVF	Monday, July 22	JUN Seabourn Sojourn	08:00-20:00	ACT	Tuesday, July 23	JUN Norwegian Joy	07:00-13:30	AID	Wednesday, July 24	JUN Golden Princess	06:30-17:00	FKL
JUN Coral Princess	JUN Viking Orion	08:00-17:00	CT	JUN Ruby Princess	JUN Nieuw Amsterdam	13:00-22:00	CT	JUN Millennium	JUN Royal Princess	08:00-21:15	FKL	JUN Azamara Quest	JUN Noordam	10:00-22:00	CT
JUN Ovation of the Seas	JUN Eurodam	13:00-23:00	AID	JUN Eurodam	JUN Solstice	13:30-22:00	AID	JUN Oosterdam	JUN Star Princess	12:30-22:15	CT	JUN Noordam	JUN Norwegian Jewel	07:30-20:00	AS
Sunday, July 28	JUN Island Princess	06:30-17:00	FKL	Monday, July 29	JUN Ruby Princess	11:00-22:15	ACT	Tuesday, July 30	JUN Norwegian Joy	07:00-13:30	AID	Wednesday, July 31	JUN Golden Princess	06:30-17:00	FKL
JUN Silver Muse	JUN Silver Muse	09:00-23:00	AS	JUN Nieuw Amsterdam	JUN Star Line	13:30-22:00	AID	JUN Viking Orion	JUN Royal Princess	08:00-17:50	ACT	JUN Azamara Quest	JUN Noordam	10:00-22:00	CT
JUN Ovation of the Seas	JUN Eurodam	13:00-23:00	AS	JUN Eurodam	JUN Solstice	13:30-22:00	AID	JUN Oosterdam	JUN Star Princess	12:30-22:15	CT	JUN Noordam	JUN Norwegian Jewel	07:30-20:00	AS
Sunday, August 4	JUN NG Venture	06:30-17:00	CT	Monday, August 5	JUN Ruby Princess	11:00-22:15	ACT	Tuesday, August 6	JUN Norwegian Joy	07:00-13:30	AID	Wednesday, August 7	JUN Golden Princess	06:30-17:00	FKL
JUN Coral Princess	JUN Viking Orion	08:00-17:00	CT	JUN Nieuw Amsterdam	JUN Star Line	13:30-22:00	AID	JUN Millennium	JUN Royal Princess	08:00-21:15	FKL	JUN Azamara Quest	JUN Noordam	10:00-22:00	CT
JUN Ovation of the Seas	JUN Eurodam	13:00-23:00	AID	JUN Eurodam	JUN Solstice	13:30-22:00	AID	JUN Oosterdam	JUN Star Princess	12:30-22:15	CT	JUN Noordam	JUN Norwegian Jewel	07:30-20:00	AS
Saturday, July 13	JUN Disney Wonder	06:00-23:00	CT	Friday, July 12	JUN Disney Wonder	06:00-23:00	AS	Thursday, July 11	JUN Norwegian Jewel	07:30-20:00	AS	Wednesday, July 10	JUN Golden Princess	06:30-17:00	FKL
JUN Carnival Legend	JUN Carnival Legend	07:00-15:00	AS	JUN Regatta	JUN Volendam	13:00-22:00	CT	JUN Eclipse	JUN Norwegian Jewel	07:30-20:00	AS	JUN Golden Princess	JUN Norwegian Jewel	07:30-20:00	AS
JUN Coral Princess	JUN Coral Princess	08:00-21:00	FKL	JUN Volendam	JUN Amsterdams	13:00-22:00	FKL	JUN Amsterdams	JUN Amsterdams	14:00-23:00	FKL	JUN Norwegian Jewel	JUN Norwegian Jewel	07:30-20:00	AS
Saturday, July 20	JUN Disney Wonder	06:00-23:00	AID	Friday, July 19	JUN Disney Wonder	06:00-23:00	AS	Thursday, July 18	JUN Norwegian Jewel	07:30-20:00	AS	Wednesday, July 17	JUN Golden Princess	06:30-17:00	FKL
JUN Carnival Legend	JUN Carnival Legend	06:00-23:00	AS	JUN Amsterdams	JUN Amsterdams	08:00-22:00	AS	JUN Noordam	JUN Norwegian Jewel	08:00-18:00	CT	JUN Golden Princess	JUN Norwegian Jewel	07:30-20:00	AS
JUN Coral Princess	JUN Coral Princess	07:00-15:00	AS	JUN Volendam	JUN Amsterdams	12:00-23:00	AID	JUN Crystal Symphony	JUN Norwegian Jewel	11:00-21:00	ACT	JUN Golden Princess	JUN Norwegian Jewel	07:30-20:00	AS
Saturday, July 27	JUN NG Quest	06:00-23:00	AS	Friday, July 26	JUN Disney Wonder	06:45-16:45	AID	Thursday, July 25	JUN Norwegian Jewel	07:00-13:15	AID	Wednesday, July 24	JUN Golden Princess	06:30-17:00	FKL
JUN Coral Princess	JUN Coral Princess	06:00-23:00	FKL	JUN Star Legend	JUN Crystal Symphony	07:00-19:00	AS	JUN Eclipse	JUN Norwegian Jewel	07:00-13:15	AID	JUN Azamara Quest	JUN Noordam	10:00-22:00	CT
JUN Seven Seas Mariner	JUN Seven Seas Mariner	10:00-23:00	CT	JUN Crystal Symphony	JUN Volendam	13:00-22:00	CT	JUN Westerdam	JUN Norwegian Jewel	08:00-18:00	CT	JUN Noordam	JUN Norwegian Jewel	07:30-20:00	AS
Saturday, August 3	JUN NG Sea Lion	06:00-23:00	ICT	Friday, August 2	JUN Disney Wonder	06:45-16:45	AID	Thursday, August 1	JUN Norwegian Jewel	07:30-20:00	AS	Wednesday, July 31	JUN Golden Princess	06:30-17:00	FKL
JUN Carnival Legend	JUN Carnival Legend	07:00-15:00	AS	JUN Star Legend	JUN Crystal Symphony	07:00-19:00	AS	JUN Eclipse	JUN Norwegian Jewel	07:30-20:00	AS	JUN Azamara Quest	JUN Noordam	10:00-22:00	CT
JUN Coral Princess	JUN Coral Princess	08:00-21:00	AID	JUN Crystal Symphony	JUN Volendam	13:00-22:00	CT	JUN Westerdam	JUN Norwegian Jewel	11:00-21:00	ACT	JUN Noordam	JUN Norwegian Jewel	07:30-20:00	AS
Saturday, August 10	JUN NG Quest	06:00-23:00	IVF	Friday, August 9	JUN Disney Wonder	06:45-16:45	AID	Thursday, August 8	JUN Norwegian Jewel	07:30-20:00	AS	Wednesday, August 7	JUN Golden Princess	06:30-17:00	FKL
JUN Carnival Legend	JUN Carnival Legend	07:00-15:00	AS	JUN Star Legend	JUN Crystal Symphony	07:00-19:00	AS	JUN Eclipse	JUN Norwegian Jewel	07:30-20:00	AS	JUN Azamara Quest	JUN Noordam	10:00-22:00	CT
JUN Coral Princess	JUN Coral Princess	08:00-21:00	AID	JUN Crystal Symphony	JUN Volendam	13:30-23:00	FKL	JUN Westerdam	JUN Norwegian Jewel	08:00-18:00	CT	JUN Noordam	JUN Norwegian Jewel	07:30-20:00	AS



# A Review of 2019 Cruise Ship Presence in Skagway, Alaska

Sunday, September 15 JNU COGAL PRINCESS 12:00-21:00 JNU Ovation of Seas 12:00-21:00	FKL AS	Monday, September 16 JNU EURODAM 13:00-22:00 JNU NIEUW AMSTERDAM 13:00-22:00 JNU NORWEGIAN JOY 15:00-23:00	FKL CT AS	Tuesday, September 17 JNU NORWEGIAN JOY 07:00-15:00 JNU OOSTERDAM 13:00-21:00 JNU EURODAM 13:00-22:00 JNU NORWEGIAN BLISS 14:30-23:00	AJD CT AS AJD	Wednesday, September 18 JNU COGAL PRINCESS 07:00-22:00 JNU STAR LEGEND 07:00-22:00 JNU GRAN PRINCESS 07:00-22:00 JNU STAR PRINCESS 12:30-22:30	FKL AJD CT AS	Thursday, September 19 JNU NORWEGIAN JEWEL 07:00-23:00 JNU SEABOURN SOJOURN 07:00-23:00 JNU VOLVENDAM 13:00-22:00 JNU WESTERDAM 08:00-18:00	AJD CT AS FKL	Friday, September 20 JNU SYMPHONY 08:00-21:00 JNU CORAL PRINCESS 12:00-22:15 JNU VOLVENDAM 13:00-22:00	AS FKL CT	Saturday, September 21 JNU SEASAMARINER 11:00-20:00
Sunday, September 22 JNU COGAL PRINCESS 09:00-22:00	FKL	Monday, September 23 JNU STAR LEGEND 07:00-16:00 JNU NIEUW AMSTERDAM 13:00-22:00 JNU EURODAM 13:00-22:00 JNU NORWEGIAN JOY 15:00-23:00	FKL CT AS AJD	Tuesday, September 24 JNU SEABOURN SOJOURN 13:00-21:00 JNU WESTERDAM 13:00-22:00 JNU EURODAM 13:00-22:00 JNU NORWEGIAN BLISS 14:30-23:00	FKL AS CT AJD	Wednesday, September 25 JNU NORWEGIAN JEWEL 14:00-22:00	CT	Thursday, September 26		Friday, September 27		Saturday, September 28
Sunday, September 29		Monday, September 30 JNU NORWEGIAN JOY 15:00-23:00	AS	Tuesday, October 1 JNU SEABOURN SOJOURN 07:00-23:00 JNU WESTERDAM 13:00-23:00	CT AS	Wednesday, October 2 JNU NORWEGIAN JEWEL 14:00-22:00	CT	Thursday, October 3		Friday, October 4		Saturday, October 5







# A Review of 2019 Cruise Ship Presence in Skagway, Alaska

Sunday, August 4 SKG LEONARD 06:00-15:00 SKG ISLAND PRINCESS 06:00-20:30 SKG SEVEN SEAS MARINER 07:00-15:00 SKG SILVER MUSE 08:00-17:00	Monday, August 5 SKG AMERICAN CONSTELLA 07:00-17:30 SKG Ovation of the Seas 06:30-17:30 SKG AMERICAN CONSTELLA 08:30-17:30	Tuesday, August 6 SKG ROYAL PRINCESS 05:30-20:30 SKG SOLISTICE 07:00-18:00 SKG RUBY PRINCESS 07:00-18:00 SKG Nieuw Amsterdam 07:00-21:00	Wednesday, August 7 SKG GOLDEN PRINCESS 06:00-20:30 SKG MILLENNIUM 07:00-16:00 SKG NORWEGIAN BLISS 07:00-20:15	Thursday, August 8 SKG GRAND PRINCESS 07:00-17:00 SKG NOORDAM 07:00-21:00 SKG DISNEY WONDER 07:15-19:45	Friday, August 9 SKG CARNIVAL LEGEND 07:00-17:00 SKG NORWEGIAN JEWEL 07:00-21:00 SKG GRAND PRINCESS 07:00-17:00 SKG CARNIVAL LEGEND 07:00-21:00	Saturday, August 10 SKG ISLAND PRINCESS 06:00-20:30 SKG VOLENDAM 07:00-21:00
Sunday, August 11 SKG AMERICAN CONSTELLA 05:00-15:00 SKG CORAL PRINCESS 06:00-17:00 SKG SEVEN SEAS MARINER 07:00-17:00	Monday, August 12 SKG AMERICAN CONSTELLA 05:00-15:00 SKG MILLENNIUM 06:00-17:00 SKG Ovation of the Seas 07:00-20:30 SKG SILVER MUSE 08:00-17:30	Tuesday, August 13 SKG ROYAL PRINCESS 05:30-20:30 SKG SOLISTICE 07:00-18:00 SKG RUBY PRINCESS 07:00-18:00 SKG Nieuw Amsterdam 07:00-21:00	Wednesday, August 14 SKG GOLDEN PRINCESS 06:00-20:30 SKG RADIANCE OF THE SEA 07:00-17:00 SKG NORWEGIAN JOY 07:00-20:15 SKG NORWEGIAN BLISS 07:00-20:15	Thursday, August 15 SKG STAR PRINCESS 06:30-17:00 SKG WESTERDAM 07:00-17:00 SKG DISNEY WONDER 07:15-19:45 SKG REGATTA 08:00-16:00	Friday, August 16 SKG CARNIVAL LEGEND 07:00-20:30 SKG NORWEGIAN JEWEL 08:00-20:00	Saturday, August 17 SKG CORAL PRINCESS 07:00-20:30 SKG VOLENDAM 07:00-21:00
Sunday, August 18 SKG AMERICAN CONSTELLA 05:00-15:00 SKG CORAL PRINCESS 06:30-20:30 SKG SEVEN SEAS MARINER 07:00-15:00 SKG SILVER MUSE 08:00-17:00	Monday, August 19 SKG AMERICAN CONSTELLA 05:00-15:00 SKG GRAND PRINCESS 07:00-20:15 SKG Ovation of the Seas 07:00-20:30 SKG SILVER MUSE 08:00-17:30	Tuesday, August 20 SKG GOLDEN PRINCESS 05:30-20:30 SKG SOLISTICE 07:00-18:00 SKG RUBY PRINCESS 07:00-18:00 SKG Nieuw Amsterdam 07:00-21:00	Wednesday, August 21 SKG ROYAL PRINCESS 06:00-20:30 SKG MILLENNIUM 07:00-16:00 SKG NORWEGIAN BLISS 07:00-20:15	Thursday, August 22 SKG STAR PRINCESS 07:00-17:00 SKG WESTERDAM 07:00-21:00 SKG DISNEY WONDER 07:15-19:45	Friday, August 23 SKG NORWEGIAN JEWEL 07:00-17:00 SKG CARNIVAL LEGEND 07:00-21:00 SKG CARNIVAL LEGEND 07:00-21:00	Saturday, August 24 SKG CRYSTAL SYMPHONY 07:00-18:00 SKG CORAL PRINCESS 07:00-20:30 SKG VOLENDAM 07:00-21:00
Sunday, August 25 SKG AMERICAN CONSTELLA 05:00-15:00 SKG CORAL PRINCESS 06:30-20:30 SKG SEVEN SEAS MARINER 07:00-17:00	Monday, August 26 SKG AMERICAN CONSTELLA 05:00-15:00 SKG MILLENNIUM 07:00-20:30 SKG Ovation of the Seas 07:00-20:30 SKG SILVER MUSE 08:00-17:30	Tuesday, August 27 SKG ROYAL PRINCESS 05:30-20:30 SKG SOLISTICE 07:00-18:00 SKG RUBY PRINCESS 07:00-18:00 SKG Nieuw Amsterdam 07:00-21:00	Wednesday, August 28 SKG GOLDEN PRINCESS 06:00-20:30 SKG RADIANCE OF THE SEA 07:00-16:30 SKG NORWEGIAN JOY 07:00-20:15 SKG NORWEGIAN BLISS 07:00-20:15	Thursday, August 29 SKG GRAND PRINCESS 07:00-17:00 SKG STAR PRINCESS 07:00-17:00 SKG WESTERDAM 07:00-21:00 SKG DISNEY WONDER 07:15-19:45	Friday, August 30 SKG CARNIVAL LEGEND 07:00-17:00 SKG CRYSTAL SYMPHONY 08:00-18:00 SKG NORWEGIAN JEWEL 08:00-20:00	Saturday, August 31 SKG CORAL PRINCESS 07:00-20:30 SKG VOLENDAM 07:00-21:00 SKG REGATTA 08:00-22:00
Sunday, September 1 SKG AMERICAN CONSTELLA 05:00-15:00 SKG ISLAND PRINCESS 06:30-20:30 SKG SEVEN SEAS MARINER 07:00-15:00 SKG SILVER MUSE 08:00-17:00	Monday, September 2 SKG AMERICAN CONSTELLA 05:00-15:00 SKG Ovation of the Seas 06:30-20:30 SKG SILVER MUSE 07:00-20:30	Tuesday, September 3 SKG GOLDEN PRINCESS 05:30-20:30 SKG SOLISTICE 07:00-18:00 SKG RUBY PRINCESS 07:00-18:00 SKG Nieuw Amsterdam 07:00-21:00	Wednesday, September 4 SKG GOLDEN PRINCESS 06:30-20:30 SKG NORWEGIAN BLISS 07:00-20:15	Thursday, September 5 SKG GRAND PRINCESS 07:00-17:00 SKG NOORDAM 07:00-21:00 SKG DISNEY WONDER 07:15-19:45	Friday, September 6 SKG CARNIVAL LEGEND 07:00-17:00 SKG CARNIVAL LEGEND 07:00-20:30 SKG CRYSTAL SYMPHONY 08:00-19:00	Saturday, September 7 SKG CORAL PRINCESS 06:00-20:15 SKG ISLAND PRINCESS 07:00-20:30 SKG VOLENDAM 07:00-21:00
Sunday, September 8 SKG AMERICAN CONSTELLA 05:00-15:00 SKG CORAL PRINCESS 06:00-17:00 SKG SEVEN SEAS MARINER 07:00-17:00	Monday, September 9 SKG AMERICAN CONSTELLA 05:00-15:00 SKG Ovation of the Seas 07:00-20:30 SKG SILVER MUSE 08:00-17:30	Tuesday, September 10 SKG ROYAL PRINCESS 05:30-20:30 SKG SOLISTICE 07:00-18:00 SKG RUBY PRINCESS 07:00-20:15 SKG Nieuw Amsterdam 07:00-21:00	Wednesday, September 11 SKG GOLDEN PRINCESS 06:00-20:30 SKG NORWEGIAN JOY 07:00-20:15 SKG NORWEGIAN BLISS 07:00-20:15	Thursday, September 12 SKG STAR PRINCESS 07:00-17:00 SKG WESTERDAM 07:00-21:00 SKG DISNEY WONDER 07:15-19:45	Friday, September 13 SKG CARNIVAL LEGEND 07:00-21:00 SKG CRYSTAL SYMPHONY 08:00-20:00	Saturday, September 14 SKG CORAL PRINCESS 07:00-20:30 SKG VOLENDAM 07:00-21:00
Sunday, September 15 SKG SEVEN SEAS MARINER 07:00-14:00	Monday, September 16 SKG Ovation of the Seas 07:00-20:30	Tuesday, September 17 SKG GOLDEN PRINCESS 06:00-20:15 SKG RUBY PRINCESS 07:00-20:15 SKG Nieuw Amsterdam 07:00-21:00	Wednesday, September 18 SKG NORWEGIAN JOY 07:00-20:15 SKG NORWEGIAN BLISS 07:00-21:00	Thursday, September 19 SKG STAR PRINCESS 06:30-17:00	Friday, September 20 SKG NORWEGIAN JEWEL 07:00-17:00	Saturday, September 21 SKG CORAL PRINCESS 06:00-20:30 SKG VOLENDAM 07:00-21:00

# A Review of 2019 Cruise Ship Presence in Skagway, Alaska

Sunday, September 22 SKG CARNIVAL LEGEND 07:00-20:00	RRF							Saturday, September 28
Munday, September 23 SKG ROYAL PRINCESS 07:00-20:50	RRR							Friday, September 27
Tuesday, September 24 SKG NORWEGIAN JOY 07:00-21:00 SKG NIEUW AMSTERDAM 07:00-21:00	RRR BRD							Thursday, September 26 SKG NORWEGIAN JEWEL 07:00-20:15
Wednesday, September 25 SKG NORWEGIAN BLOSSOM 07:00-21:00 SKG WESTERDAM 07:00-21:00 SKG NOORDAM 07:00-21:00	RRR BRD RRF							Thursday, October 3 SKG NORWEGIAN JEWEL 07:00-20:15
Thursday, September 26 SKG NORWEGIAN JOY 07:00-21:00	RRR							Friday, October 4
Friday, September 27 SKG NORWEGIAN JOY 07:00-21:00	RRR							Saturday, October 5
Saturday, September 28 SKG NORWEGIAN JOY 07:00-21:00	RRR							

## Appendix 4

*January 4, 2019, Draft Cruise Ship Schedule — Ketchikan, Alaska*

Cruise Line Agencies of Alaska  
Cruise Ship Calendar for 2019  
FOR PORT(S) = KTN  
AND SHIP(S) = ALL  
AND VOYAGES = ALL



# A Review of 2019 Cruise Ship Presence in Skagway, Alaska

Sunday, April 21	Monday, April 22	Tuesday, April 23	Wednesday, April 24	Thursday, April 25	Friday, April 26	Saturday, April 27
KTN CARNIVAL LEGEND 07:00 - 15:00 KTN EURODAM 07:00 - 15:00 KTN SOLSTICE 07:00 - 16:00 KTN SEVEN SEAS PRINCESS 08:00 - 16:00 KTN GOLDEN PRINCESS 09:00 - 17:45	KTN ISLAND PRINCESS 09:30 - 17:45	Tuesday, April 30	Wednesday, May 1 KTN SEVEN SEAS PRINCESS 07:00 - 16:00	Thursday, May 2 KTN SEVEN SEAS PRINCESS 07:00 - 15:00	Friday, May 3	Saturday, May 4 KTN RUBY PRINCESS 07:00 - 16:00
KTN CARNIVAL LEGEND 07:00 - 15:00 KTN EURODAM 07:00 - 15:00 KTN SOLSTICE 07:00 - 16:00 KTN SEVEN SEAS PRINCESS 08:00 - 16:00 KTN GOLDEN PRINCESS 09:00 - 17:45	KTN ISLAND PRINCESS 09:30 - 17:45	Tuesday, May 7	Wednesday, May 8	Thursday, May 9 KTN NORWEGIAN JOY 07:00 - 15:00 KTN EURODAM 07:00 - 15:00 KTN NIEUW AMSTERDAM 10:00 - 18:00	Friday, May 10 KTN NORWEGIAN BLISS 06:00 - 15:00 KTN OOSTERDAM 07:00 - 15:00 KTN MAASDAM 10:00 - 18:00 KTN WESTERDAM 10:00 - 18:00	Saturday, May 11 KTN ECLIPSE 07:00 - 16:00
KTN RADIANCE OF THE SEA 07:00 - 15:00 KTN CARNIVAL LEGEND 07:00 - 15:00 KTN SOLSTICE 07:00 - 16:00	KTN GOLDEN PRINCESS 09:30 - 17:45 KTN NORWEGIAN JOY 07:00 - 15:00 KTN ISLAND PRINCESS 09:30 - 17:45 KTN NIEUW AMSTERDAM 10:00 - 18:00	Tuesday, May 14 KTN STAR PRINCESS 06:30 - 15:00 KTN OOSTERDAM 07:00 - 15:00 KTN SEVEN SEAS MARINER 13:00 - 18:00	Wednesday, May 15	Thursday, May 16 KTN EURODAM 07:00 - 15:00 KTN SEVEN SEAS PRINCESS 07:00 - 15:15 KTN GOLDEN PRINCESS 08:00 - 17:00 KTN NIEUW AMSTERDAM 10:00 - 18:00	Friday, May 17 KTN NORWEGIAN BLISS 06:00 - 15:00 KTN SEVEN SEAS PRINCESS 06:00 - 15:00 KTN OOSTERDAM 07:00 - 15:00 KTN WESTERDAM 12:00 - 20:00	Saturday, May 18 KTN SEVEN SEAS MARINER 07:00 - 16:00 KTN NORWEGIAN JEWEL 08:00 - 16:00
KTN RADIANCE OF THE SEA 07:00 - 15:00 KTN CARNIVAL LEGEND 07:00 - 15:00 KTN SOLSTICE 07:00 - 16:00	KTN GOLDEN PRINCESS 09:30 - 17:45 KTN NORWEGIAN JOY 07:00 - 15:00 KTN ISLAND PRINCESS 09:30 - 17:45 KTN NIEUW AMSTERDAM 10:00 - 18:00	Tuesday, May 21 KTN STAR PRINCESS 06:30 - 15:00 KTN WESTERDAM 07:00 - 15:00	Wednesday, May 22 KTN NORWEGIAN JEWEL 09:00 - 18:00 KTN MULLENLUM 09:00 - 18:00 KTN GRAND PRINCESS 12:00 - 20:00	Thursday, May 23 KTN EURODAM 06:00 - 15:00 KTN RUBY PRINCESS 07:00 - 15:15 KTN ROYAL PRINCESS 10:00 - 18:00 KTN NIEUW AMSTERDAM 10:00 - 18:00	Friday, May 24 KTN NORWEGIAN BLISS 06:00 - 15:00 KTN OOSTERDAM 07:00 - 15:00 KTN VIKING ORION 08:00 - 15:00 KTN SEVEN SEAS PRINCESS 11:00 - 19:00 KTN ECLIPSE 14:00 - 20:30	Saturday, May 25 KTN DISNEY WONDER 11:00 - 19:45



# A Review of 2019 Cruise Ship Presence in Skagway, Alaska

Day	Ship	Time	Ship	Time	Ship	Time	Ship	Time	Ship	Time	Ship	Time
Sunday, June 30	KTN RADIANCE OF THE SEA	06:30-15:00	Wednesday, July 3	KTN NORWEGIAN JEWEL	07:00-15:00	Friday, July 5	KTN NORWEGIAN BLISS	07:00-15:00	Saturday, July 6	KTN AZAMARA QUEST	11:00-20:00	
KTN CARNIVAL LEGEND	07:00-15:00	KTN VIKING ORION	08:00-14:00	KTN OOSTERDAM	07:00-15:00	KTN NORWAY	15:00-18:00	KTN DISNEY WONDER	11:00-19:45			
KTN SOLSTICE	07:00-15:00	KTN AMSTERDAM	09:00-18:00	KTN ROYAL PRINCESS	07:00-13:15	KTN NOORDAM	07:00-15:00	KTN REGATTA	11:00-20:00			
KTN CRYSTAL SYMPHONY	09:00-18:00	KTN MILLENNIUM	09:00-18:00	KTN ROYAL PRINCESS	10:00-18:00	KTN ECLIPSE	14:00-20:30					
Monday, July 1	KTN ROYAL PRINCESS	06:30-15:00	Wednesday, July 10	KTN NORWEGIAN JEWEL	07:00-15:00	Thursday, July 11	KTN EURODAM	06:00-14:00	Friday, July 12	KTN NORWEGIAN JEWEL	07:00-17:00	
KTN NORWEGIAN JOY	07:00-15:00	KTN STAR PRINCESS	06:30-15:00	KTN VIKING ORION	08:00-14:00	KTN RUBY PRINCESS	07:00-13:15	KTN NORWEGIAN BLISS	06:00-13:00	KTN NORWEGIAN JEWEL	13:00-20:00	
KTN ISLAND PRINCESS	07:00-15:00	KTN NOORDAM	06:30-15:00	KTN AMSTERDAM	08:00-17:00	KTN EURODAM	07:00-13:00	KTN CORAL PRINCESS	06:00-15:00	KTN DISNEY WONDER	13:00-20:00	
KTN VOLendam	10:00-18:00	KTN SEABOURN SOJOURN	09:00-20:00	KTN MILLENNIUM	09:00-18:00	KTN RUBY PRINCESS	07:00-13:15	KTN GOLDEN PRINCESS	07:00-13:00	KTN STAR LEGEND	13:00-21:00	
Monday, July 8	KTN GOLDEN PRINCESS	06:30-15:15	Wednesday, July 17	KTN NORWEGIAN JEWEL	07:00-16:00	Thursday, July 18	KTN EURODAM	07:00-13:00	Friday, July 19	KTN NORWEGIAN BLISS	06:00-13:00	
KTN NORWEGIAN JOY	07:00-15:00	KTN STAR PRINCESS	06:30-15:00	KTN AMSTERDAM	07:00-16:00	KTN RUBY PRINCESS	07:00-13:00	KTN OOSTERDAM	06:00-13:00	KTN CRYSTAL SYMPHONY	08:00-18:00	
KTN ISLAND PRINCESS	07:00-15:00	KTN SILVER EXPLORER	06:30-15:00	KTN AMSTERDAM	07:00-16:00	KTN REGATTA	08:00-17:00	KTN NOORDAM	11:00-19:00	KTN DISNEY WONDER	08:00-18:00	
KTN CORAL PRINCESS	07:00-17:45	KTN WESTERDAM	07:00-15:00	KTN MILLENNIUM	09:00-18:00	KTN ROYAL PRINCESS	08:00-17:00	KTN ECLIPSE	14:00-20:30	KTN STAR LEGEND	13:00-21:00	
KTN VOLendam	10:00-18:00	KTN SEABOURN SOJOURN	08:00-23:00	KTN GOLDEN PRINCESS	06:30-15:15	KTN LE SOLEAL	07:00-13:30	KTN NORWEGIAN BLISS	06:00-13:00			
Monday, July 15	KTN GOLDEN PRINCESS	06:30-15:15	Wednesday, July 24	KTN RADIANCE OF THE SEA	09:00-18:00	Thursday, July 25	KTN EURODAM	07:00-13:00	Friday, July 26	KTN NORWEGIAN BLISS	06:00-13:00	
KTN NORWEGIAN JOY	07:00-15:00	KTN STAR PRINCESS	06:30-15:00	KTN RADIANCE OF THE SEA	09:00-18:00	KTN EURODAM	07:00-13:00	KTN NORWEGIAN BLISS	06:00-13:00	KTN AZAMARA QUEST	11:00-20:00	
KTN ISLAND PRINCESS	07:00-15:00	KTN SILVER EXPLORER	06:30-15:00	KTN AMSTERDAM	07:00-16:00	KTN RUBY PRINCESS	07:00-13:15	KTN OOSTERDAM	06:00-13:00	KTN VIKING ORION	10:00-17:00	
KTN CORAL PRINCESS	07:00-17:45	KTN WESTERDAM	07:00-15:00	KTN AMSTERDAM	07:00-16:00	KTN LE SOLEAL	07:00-13:30	KTN OOSTERDAM	07:00-13:00	KTN DISNEY WONDER	11:00-19:45	
KTN VOLendam	10:00-18:00	KTN SEABOURN SOJOURN	08:00-23:00	KTN MILLENNIUM	09:00-18:00	KTN GOLDEN PRINCESS	06:30-15:15	KTN SEAS MARINER	AN4	KTN NORWEGIAN JEWEL	13:00-20:00	
Monday, July 22	KTN GOLDEN PRINCESS	06:30-15:15	Wednesday, July 31	KTN NORWEGIAN JEWEL	07:00-16:00	Thursday, August 1	KTN EURODAM	06:00-14:00	Friday, August 2	KTN NORWEGIAN BLISS	06:00-13:00	
KTN NORWEGIAN JOY	07:00-15:00	KTN STAR PRINCESS	06:30-15:00	KTN AMSTERDAM	07:00-16:00	KTN EURODAM	06:00-14:00	KTN NORWEGIAN BLISS	06:00-13:00	KTN NG SEA BIRD	06:00-13:00	
KTN ISLAND PRINCESS	07:00-15:00	KTN SILVER EXPLORER	06:30-15:00	KTN AMSTERDAM	07:00-16:00	KTN AZAMARA QUEST	07:00-13:00	KTN OOSTERDAM	07:00-13:00	KTN SEABOURN SOJOURN	08:00-23:00	
KTN CORAL PRINCESS	07:00-17:45	KTN WESTERDAM	07:00-15:00	KTN MILLENNIUM	09:00-18:00	KTN RUBY PRINCESS	07:00-13:15	KTN NOORDAM	07:00-15:00	KTN DISNEY WONDER	11:00-19:45	
KTN VOLendam	10:00-18:00	KTN SEABOURN SOJOURN	08:00-23:00	KTN GOLDEN PRINCESS	06:30-15:15	KTN LE SOLEAL	07:00-13:30	KTN NOORDAM	07:00-15:00			
Monday, July 29	KTN GOLDEN PRINCESS	06:30-15:15	Wednesday, August 7	KTN NORWEGIAN JEWEL	07:00-16:00	Thursday, August 8	KTN EURODAM	06:00-14:00	Friday, August 9	KTN NORWEGIAN BLISS	06:00-13:00	
KTN NORWEGIAN JOY	07:00-15:00	KTN STAR PRINCESS	06:30-15:00	KTN AMSTERDAM	07:00-16:00	KTN EURODAM	06:00-14:00	KTN NORWEGIAN BLISS	06:00-13:00	KTN NG SEA BIRD	06:00-13:00	
KTN ISLAND PRINCESS	07:00-15:00	KTN SILVER EXPLORER	06:30-15:00	KTN AMSTERDAM	07:00-16:00	KTN AZAMARA QUEST	07:00-13:00	KTN OOSTERDAM	07:00-13:00	KTN SEABOURN SOJOURN	08:00-23:00	
KTN CORAL PRINCESS	07:00-17:45	KTN WESTERDAM	07:00-15:00	KTN MILLENNIUM	09:00-18:00	KTN RUBY PRINCESS	07:00-13:15	KTN NOORDAM	07:00-15:00	KTN DISNEY WONDER	11:00-19:45	
KTN VOLendam	10:00-18:00	KTN SEABOURN SOJOURN	08:00-23:00	KTN GOLDEN PRINCESS	06:30-15:15	KTN LE SOLEAL	07:00-13:30	KTN NOORDAM	07:00-15:00			
Monday, July 29	KTN GOLDEN PRINCESS	06:30-15:15	Wednesday, August 14	KTN NORWEGIAN JEWEL	07:00-16:00	Thursday, August 15	KTN EURODAM	06:00-14:00	Friday, August 16	KTN NORWEGIAN BLISS	06:00-13:00	
KTN NORWEGIAN JOY	07:00-15:00	KTN STAR PRINCESS	06:30-15:00	KTN AMSTERDAM	07:00-16:00	KTN EURODAM	06:00-14:00	KTN NORWEGIAN BLISS	06:00-13:00	KTN NG SEA BIRD	06:00-13:00	
KTN ISLAND PRINCESS	07:00-15:00	KTN SILVER EXPLORER	06:30-15:00	KTN AMSTERDAM	07:00-16:00	KTN AZAMARA QUEST	07:00-13:00	KTN OOSTERDAM	07:00-13:00	KTN SEABOURN SOJOURN	08:00-23:00	
KTN CORAL PRINCESS	07:00-17:45	KTN WESTERDAM	07:00-15:00	KTN MILLENNIUM	09:00-18:00	KTN RUBY PRINCESS	07:00-13:15	KTN NOORDAM	07:00-15:00	KTN DISNEY WONDER	11:00-19:45	
KTN VOLendam	10:00-18:00	KTN SEABOURN SOJOURN	08:00-23:00	KTN GOLDEN PRINCESS	06:30-15:15	KTN LE SOLEAL	07:00-13:30	KTN NOORDAM	07:00-15:00			
Monday, July 29	KTN GOLDEN PRINCESS	06:30-15:15	Wednesday, August 21	KTN NORWEGIAN JEWEL	07:00-16:00	Thursday, August 22	KTN EURODAM	06:00-14:00	Friday, August 23	KTN NORWEGIAN BLISS	06:00-13:00	
KTN NORWEGIAN JOY	07:00-15:00	KTN STAR PRINCESS	06:30-15:00	KTN AMSTERDAM	07:00-16:00	KTN EURODAM	06:00-14:00	KTN NORWEGIAN BLISS	06:00-13:00	KTN NG SEA BIRD	06:00-13:00	
KTN ISLAND PRINCESS	07:00-15:00	KTN SILVER EXPLORER	06:30-15:00	KTN AMSTERDAM	07:00-16:00	KTN AZAMARA QUEST	07:00-13:00	KTN OOSTERDAM	07:00-13:00	KTN SEABOURN SOJOURN	08:00-23:00	
KTN CORAL PRINCESS	07:00-17:45	KTN WESTERDAM	07:00-15:00	KTN MILLENNIUM	09:00-18:00	KTN RUBY PRINCESS	07:00-13:15	KTN NOORDAM	07:00-15:00	KTN DISNEY WONDER	11:00-19:45	
KTN VOLendam	10:00-18:00	KTN SEABOURN SOJOURN	08:00-23:00	KTN GOLDEN PRINCESS	06:30-15:15	KTN LE SOLEAL	07:00-13:30	KTN NOORDAM	07:00-15:00			
Monday, July 29	KTN GOLDEN PRINCESS	06:30-15:15	Wednesday, August 28	KTN NORWEGIAN JEWEL	07:00-16:00	Thursday, August 29	KTN EURODAM	06:00-14:00	Friday, August 30	KTN NORWEGIAN BLISS	06:00-13:00	
KTN NORWEGIAN JOY	07:00-15:00	KTN STAR PRINCESS	06:30-15:00	KTN AMSTERDAM	07:00-16:00	KTN EURODAM	06:00-14:00	KTN NORWEGIAN BLISS	06:00-13:00	KTN NG SEA BIRD	06:00-13:00	
KTN ISLAND PRINCESS	07:00-15:00	KTN SILVER EXPLORER	06:30-15:00	KTN AMSTERDAM	07:00-16:00	KTN AZAMARA QUEST	07:00-13:00	KTN OOSTERDAM	07:00-13:00	KTN SEABOURN SOJOURN	08:00-23:00	
KTN CORAL PRINCESS	07:00-17:45	KTN WESTERDAM	07:00-15:00	KTN MILLENNIUM	09:00-18:00	KTN RUBY PRINCESS	07:00-13:15	KTN NOORDAM	07:00-15:00	KTN DISNEY WONDER	11:00-19:45	
KTN VOLendam	10:00-18:00	KTN SEABOURN SOJOURN	08:00-23:00	KTN GOLDEN PRINCESS	06:30-15:15	KTN LE SOLEAL	07:00-13:30	KTN NOORDAM	07:00-15:00			
Monday, July 29	KTN GOLDEN PRINCESS	06:30-15:15	Wednesday, August 28	KTN NORWEGIAN JEWEL	07:00-16:00	Thursday, August 29	KTN EURODAM	06:00-14:00	Friday, August 30	KTN NORWEGIAN BLISS	06:00-13:00	
KTN NORWEGIAN JOY	07:00-15:00	KTN STAR PRINCESS	06:30-15:00	KTN AMSTERDAM	07:00-16:00	KTN EURODAM	06:00-14:00	KTN NORWEGIAN BLISS	06:00-13:00	KTN NG SEA BIRD	06:00-13:00	
KTN ISLAND PRINCESS	07:00-15:00	KTN SILVER EXPLORER	06:30-15:00	KTN AMSTERDAM	07:00-16:00	KTN AZAMARA QUEST	07:00-13:00	KTN OOSTERDAM	07:00-13:00	KTN SEABOURN SOJOURN	08:00-23:00	
KTN CORAL PRINCESS	07:00-17:45	KTN WESTERDAM	07:00-15:00	KTN MILLENNIUM	09:00-18:00	KTN RUBY PRINCESS	07:00-13:15	KTN NOORDAM	07:00-15:00	KTN DISNEY WONDER	11:00-19:45	
KTN VOLendam	10:00-18:00	KTN SEABOURN SOJOURN	08:00-23:00	KTN GOLDEN PRINCESS	06:30-15:15	KTN LE SOLEAL	07:00-13:30	KTN NOORDAM	07:00-15:00			

# A Review of 2019 Cruise Ship Presence in Skagway, Alaska

Sunday, August 4	Monday, August 5	Tuesday, August 6	Wednesday, August 7	Thursday, August 8	Friday, August 9	Saturday, August 10
KTN CARNIVAL LEGEND 07:00 - 15:00 KTN MILLENNIUM 07:00 - 15:00 KTN SOLSTICE 07:00 - 16:00	KTN ROYAL PRINCESS 07:00 - 15:00 KTN NORWEGIAN JOY 07:00 - 15:00 KTN CORAL PRINCESS 07:00 - 15:00 KTN VOLENDAM 10:00 - 18:00 KTN SEVEN SEAS MARINER 12:00 - 19:00	KTN GRAND PRINCESS 06:30 - 15:00 KTN NOORDAM 07:00 - 15:00 KTN SILVER MUSE 07:00 - 15:00 KTN CRYSTAL SYMPHONY 08:00 - 18:00	KTN GRAND PRINCESS 09:00 - 18:00 KTN RADIANCE OF THE SEA 09:00 - 18:00	KTN EURODAM 07:00 - 15:00 KTN RUBY PRINCESS 07:00 - 15:15 KTN GOLDEN PRINCESS 10:00 - 17:45 KTN NIEUW AMSTERDAM 11:00 - 19:00	KTN NORWEGIAN BLISS 06:00 - 15:00 KTN CORAL PRINCESS 06:00 - 15:00 KTN OOSTERDAM 07:00 - 15:00 KTN SEVEN SEAS MARINER AN4 08:00 - 16:00 KTN WESTERDAM 11:00 - 19:00 KTN ECLIPSE 14:00 - 20:30	KTN SILVER MUSE 09:00 - 16:30 KTN DISNEY WONDER 11:00 - 19:45 KTN NORWEGIAN JEWEL 13:00 - 20:00
Sunday, August 11	Monday, August 12	Tuesday, August 13	Wednesday, August 14	Thursday, August 15	Friday, August 16	Saturday, August 17
KTN CARNIVAL LEGEND 06:00 - 16:00 KTN MILLENNIUM 07:00 - 15:00 KTN SOLSTICE 07:00 - 16:00 KTN STAR LEGEND 13:00 - 22:00	KTN ROYAL PRINCESS 06:30 - 15:15 KTN NORWEGIAN JOY 07:00 - 15:00 KTN CORAL PRINCESS 08:00 - 14:00 KTN ISLAND PRINCESS 09:30 - 17:45 KTN VOLENDAM 10:00 - 18:00	KTN GRAND PRINCESS 06:30 - 15:00 KTN WESTERDAM 07:00 - 15:00 KTN NOORDAM 07:00 - 15:00 KTN NIEUW AMSTERDAM 07:30 - 20:00	KTN NORWEGIAN JEWEL 07:00 - 16:00 KTN AMSTERDAM 08:00 - 17:00 KTN NOORDAM 09:00 - 18:00 KTN ISLAND PRINCESS 09:00 - 18:00	KTN EURODAM 07:00 - 15:00 KTN RUBY PRINCESS 07:00 - 15:15 KTN GOLDEN PRINCESS 10:00 - 18:00 KTN NIEUW AMSTERDAM 11:00 - 19:00	KTN NORWEGIAN BLISS 06:00 - 15:00 KTN OOSTERDAM 07:00 - 15:00 KTN SEVEN SEAS MARINER AN4 11:00 - 19:00 KTN WESTERDAM 13:00 - 23:00 KTN ECLIPSE 14:00 - 20:30	KTN SILVER MUSE 06:30 - 14:00 KTN CRYSTAL SYMPHONY 10:00 - 18:00 KTN DISNEY WONDER 11:00 - 19:45
Sunday, August 18	Monday, August 19	Tuesday, August 20	Wednesday, August 21	Thursday, August 22	Friday, August 23	Saturday, August 24
KTN CARNIVAL LEGEND 07:00 - 15:00 KTN MILLENNIUM 07:00 - 15:00 KTN SOLSTICE 07:00 - 16:00	KTN ROYAL PRINCESS 06:30 - 15:15 KTN NORWEGIAN JOY 07:00 - 15:00 KTN CORAL PRINCESS 10:00 - 17:45 KTN VOLENDAM 10:00 - 18:00 KTN SEVEN SEAS MARINER 12:00 - 19:00	KTN STAR PRINCESS 06:30 - 15:00 KTN NOORDAM 07:00 - 15:00 KTN SILVER MUSE 08:00 - 15:00	KTN RADIANCE OF THE SEA 09:00 - 18:00	KTN EURODAM 07:00 - 15:00 KTN RUBY PRINCESS 07:00 - 15:15 KTN CRYSTAL SYMPHONY 08:00 - 16:00 KTN GOLDEN PRINCESS 11:00 - 19:00 KTN NIEUW AMSTERDAM 11:00 - 19:00 KTN SEABOURN SOJOURN 14:00 - 23:00	KTN NORWEGIAN BLISS 06:00 - 15:00 KTN CORAL PRINCESS 07:00 - 15:00 KTN OOSTERDAM 07:00 - 13:00 KTN SEVEN SEAS MARINER AN4 11:00 - 19:00 KTN WESTERDAM 13:00 - 23:00 KTN ECLIPSE 14:00 - 20:30	KTN SILVER MUSE 09:00 - 16:30 KTN DISNEY WONDER 11:00 - 19:45 KTN NORWEGIAN JEWEL 13:00 - 20:00 KTN REGATTA 13:00 - 22:00
Sunday, August 25	Monday, August 26	Tuesday, August 27	Wednesday, August 28	Thursday, August 29	Friday, August 30	Saturday, August 31
KTN RADIANCE OF THE SEA 06:00 - 16:00 KTN MILLENNIUM 07:00 - 15:00 KTN SOLSTICE 07:00 - 16:00	KTN GOLDEN PRINCESS 06:30 - 15:15 KTN NORWEGIAN JOY 07:00 - 15:00 KTN ISLAND PRINCESS 09:30 - 17:45 KTN VOLENDAM 10:00 - 18:00	KTN GRAND PRINCESS 06:00 - 14:00 KTN NORWEGIAN BLISS 07:00 - 15:00 KTN WESTERDAM 07:00 - 15:00 KTN STAR LEGEND 07:00 - 15:00	KTN NORWEGIAN JEWEL 07:00 - 16:00 KTN LEIFDAM 08:00 - 17:00 KTN STAR LEGEND 08:00 - 20:00 KTN MILLENNIUM 09:00 - 18:00	KTN EURODAM 07:00 - 15:00 KTN RUBY PRINCESS 07:00 - 15:15 KTN REGATTA 08:00 - 17:00 KTN CORAL PRINCESS 10:00 - 18:00 KTN NIEUW AMSTERDAM 11:00 - 19:00	KTN NORWEGIAN BLISS 06:00 - 15:00 KTN NOORDAM 07:00 - 15:00 KTN REGATTA 11:00 - 19:00 KTN ECLIPSE 14:00 - 20:30	KTN DISNEY WONDER 11:00 - 19:45
Sunday, September 1	Monday, September 2	Tuesday, September 3	Wednesday, September 4	Thursday, September 5	Friday, September 6	Saturday, September 7
KTN CARNIVAL LEGEND 06:00 - 16:00 KTN SOLSTICE 07:00 - 16:00 KTN CRYSTAL SYMPHONY 08:00 - 18:00	KTN ROYAL PRINCESS 07:00 - 15:00 KTN NORWEGIAN JOY 07:00 - 15:00 KTN CORAL PRINCESS 10:00 - 17:45 KTN VOLENDAM 10:00 - 18:00 KTN SEVEN SEAS MARINER 12:00 - 19:00	KTN STAR PRINCESS 06:00 - 14:00 KTN NOORDAM 07:00 - 15:00 KTN SILVER MUSE 08:00 - 15:00	KTN RADIANCE OF THE SEA 10:00 - 17:00 KTN MILLENNIUM 10:00 - 17:00	KTN EURODAM 07:00 - 15:00 KTN RUBY PRINCESS 07:00 - 15:15 KTN GOLDEN PRINCESS 10:00 - 17:45 KTN NIEUW AMSTERDAM 11:00 - 19:00	KTN NORWEGIAN BLISS 06:00 - 15:00 KTN CORAL PRINCESS 07:00 - 15:00 KTN OOSTERDAM 07:00 - 15:00 KTN SEVEN SEAS MARINER AN4 08:00 - 16:00 KTN WESTERDAM 11:00 - 19:00 KTN ECLIPSE 14:00 - 20:30	KTN SILVER MUSE 10:00 - 18:00 KTN DISNEY WONDER 11:00 - 19:45 KTN NORWEGIAN JEWEL 13:00 - 20:00

# A Review of 2019 Cruise Ship Presence in Skagway, Alaska

Sunday, September 8 KTN CRYSTAL SYMPHONY 1 KTN SOLSTICE 3 KTN RADIANCE OF THE SEA 4 KTN CRYSTAL SYMPHONY 2	Munday, September 9 KTN NORWEGIAN JOY 4 KTN NORWEGIAN JOY 3 KTN STAR LEGEND AN4 KTN ISLAND PRINCESS 1 KTN VOLENDAM 2	Tuesday, September 10 KTN RUBY PRINCESS 4 KTN WESTERDAM 2 KTN SEABOURN SOJOURN 1 KTN VOLENDAM 2	Wednesday, September 11 KTN NORWEGIAN JEWEL 4 KTN AMSTERDAM 2	Thursday, September 12 KTN NOORDAM 1 KTN RUBY PRINCESS 3 KTN ROYAL PRINCESS 4 KTN NIEUW AMSTERDAM 2	Friday, September 13 KTN NOORDAM 3 KTN OOSTERDAM 1 KTN NOORDAM 4 KTN ECLIPSE 3	Saturday, September 14 KTN NORWEGIAN PRINCESS 3 KTN DISNEY WONDER 1
Sunday, September 15 KTN CRYSTAL SYMPHONY 2 KTN CARNIVAL LEGEND 1	Munday, September 16 KTN SEABOURN SOJOURN AN4 KTN NORWEGIAN JOY 3 KTN RUBY PRINCESS 4 KTN VOLENDAM 2 KTN SEABOURN MARINER 1	Tuesday, September 17 KTN RUBY PRINCESS 2	Wednesday, September 18	Thursday, September 19 KTN NOORDAM 1 KTN RUBY PRINCESS 4 KTN ROYAL PRINCESS 2 KTN NIEUW AMSTERDAM 3	Friday, September 20 KTN NORWEGIAN PRINCESS 3 KTN OOSTERDAM 1 KTN OOSTERDAM 2 KTN NOORDAM AN3 KTN ECLIPSE 4 KTN ECLIPSE 3	Saturday, September 21 KTN NORWEGIAN PRINCESS 4 KTN STAR LEGEND 1 KTN SEABOURN MARINER 2 KTN NORWEGIAN JEWEL 2
Sunday, September 22 KTN CRYSTAL SYMPHONY 1	Munday, September 23 KTN GOLDEN PRINCESS 4 KTN CORAL PRINCESS 1 KTN VOLENDAM 2	Tuesday, September 24 KTN CARNIVAL LEGEND 1	Wednesday, September 25 KTN ROALD AMUNDSEN 2	Thursday, September 26 KTN NORWEGIAN JOY 3 KTN EURODAM 1 KTN NIEUW AMSTERDAM 2	Friday, September 27 KTN NORWEGIAN PRINCESS 3 KTN OOSTERDAM 1 KTN WESTERDAM 2 KTN NOORDAM 4	Saturday, September 28 KTN SEABOURN SOJOURN 3 KTN NORWEGIAN JEWEL 2
Sunday, September 29	Munday, September 30	Tuesday, October 1	Wednesday, October 2	Thursday, October 3 KTN NORWEGIAN JOY 3	Friday, October 4	Saturday, October 5 KTN NORWEGIAN JEWEL 2

# A Review of 2019 Cruise Ship Presence in Skagway, Alaska

Sunday, April 28 JNU RUBY PRINCESS 09:00* 23:00	Monday, April 29 JNU NORWEGIAN JOY 14:30* 23:00	Tuesday, April 30	Wednesday, May 1 JNU CARNIVAL LEGEND 11:00* 22:00	Thursday, May 2 JNU CARNIVAL PRINCESS 09:00* 22:00	Friday, May 3 JNU ISLAND PRINCESS 12:00* 22:00	Saturday, May 4
FKL	AS	JNU NORWEGIAN JOY 13:00* 21:00 JNU NORWEGIAN BLISS 14:30* 23:00	JNU CARNIVAL LEGEND 14:00* 23:00	JNU CARNIVAL PRINCESS 12:00* 22:15 JNU GRAND PRINCESS 13:30* 22:00	JNU ISLAND PRINCESS 12:00* 22:00 JNU VOLENDAM 13:00* 22:00	JNU QUEEN ELIZABETH 08:00* 21:00
Sunday, May 5	Monday, May 6 JNU OOSTERDAM 13:00* 22:00 JNU EURODAM 13:00* 22:00 JNU NORTHERN JOY 14:30* 23:00	CT AS AID	JNU GOLDEN PRINCESS 14:00* 23:00	JNU GRAND PRINCESS AS JNU VOLENDAM 13:00* 22:00	JNU ISLAND PRINCESS FKL CT	Sunday, May 11 JNU QUEEN ELIZABETH 08:00* 21:00
Sunday, May 12 JNU SEVEN SEAS MARINER 09:00* 23:00	Monday, May 13 JNU RUBY PRINCESS 11:00* 22:15 JNU NIEUW AMSTERDAM 13:00* 23:00 JNU EURODAM 13:00* 23:00 JNU SOLSTICE 13:30* 22:00	FKL CT AS AID	JNU STAR PRINCESS 12:30* 22:15	JNU NORWEGIAN JEWEL 08:00* 18:00 JNU CARNIVAL LEGEND 14:00* 23:00	JNU VOLENDAM 13:00* 22:00	Sunday, May 18 JNU CORAL PRINCESS 08:00* 21:00 JNU QUEEN ELIZABETH 13:00* 21:00
Sunday, May 19 JNU ISLAND PRINCESS 06:30* 17:00 JNU RADIANCE OF THE SEAS 07:00* 21:00 JNU MILENNIUM 09:00* 21:00 JNU SEVEN SEAS PRINCESS 13:30* 22:00 JNU MAASDAM 14:00* 23:00	Monday, May 20 JNU RUBY PRINCESS 11:00* 22:15 JNU NIEUW AMSTERDAM 13:00* 23:00 JNU EURODAM 13:00* 23:00 JNU SOLSTICE 13:30* 22:00 ACT	FKL CT AS AID ACT	JNU STAR PRINCESS 12:30* 22:15	JNU ECLIPSE 07:30* 20:00 JNU NORWEGIAN JEWEL 08:00* 18:00 JNU NORWEGIAN JEWEL 11:00* 21:00 JNU QUEEN ELIZABETH 14:00* 22:00	JNU DISNEY WONDER 06:45* 16:45 JNU NORWEGIAN JEWEL 13:00* 22:00	Sunday, May 25 JNU NG SEA LION 06:00* 23:00 JNU CORAL PRINCESS 08:00* 21:00 JNU REGATTA 09:00* 18:00
Sunday, May 26 JNU NG VENTURE 06:30* 17:00 JNU CORAL PRINCESS 09:00* 21:00 JNU RADIANCE OF THE SEAS 12:00* 21:00	Monday, May 27 JNU RUBY PRINCESS 11:00* 22:15 JNU NIEUW AMSTERDAM 13:00* 23:00 JNU EURODAM 13:00* 23:00 JNU SOLSTICE 13:30* 22:00	FKL CT AS AID	JNU GOLDEN PRINCESS 14:00* 23:00	JNU NG SEA BIRD 07:00* 15:15 JNU NORWEGIAN JEWEL 07:30* 20:00 JNU ECLIPSE 07:30* 20:00 JNU SEVEN SEAS MARINER 08:00* 17:30 JNU WESTERDAM 08:00* 18:00 JNU CARNIVAL PRINCESS 08:00* 21:00	JNU DISNEY WONDER 07:30* 18:00 JNU NORTHERN JOY 08:00* 23:00 JNU SILVER MUISE 13:00* 22:00	Saturday, June 1 JNU NG QUEST 06:00* 15:00 JNU CARNIVAL LEGEND 07:00* 15:00 JNU CORAL PRINCESS 08:00* 21:00



# A Review of 2019 Cruise Ship Presence in Skagway, Alaska

Sunday, June 2	Monday, June 3	Tuesday, June 4	Wednesday, June 5	Thursday, June 6	Friday, June 7	Saturday, June 8
JUN ISLAND PRINCESS 06:30-23:00 JUN MILLENNIUM 09:00-21:00 JUN OVALION OF SEAS 14:00-22:00 JUN QUEEN ELIZABETH 14:00-22:00	FKL JUN RUBY PRINCESS 11:00-22:15 AID JUN NIEUW AMSTERDAM 13:00-22:00 AS JUN GOLDEN PRINCESS 13:00-22:00 CT JUN SOLSTICE 13:30-22:00	FKL JUN NORWEGIAN JOY 07:00-13:30 CT JUN RADIANCE OF THE SEA 07:00-21:30 AS JUN GOLDEN PRINCESS 13:00-22:00 AID JUN OOSTERDAM 13:00-21:00 JUN NORWEGIAN BLISS 14:30-23:00	AID JUN ROYAL PRINCESS 06:30-17:00 JUN WESTERDAM 10:00-22:00 JUN STAR PRINCESS 12:30-22:15	FKL JUN NOORDAM 07:30-20:00 CT JUN NORWEGIAN JEWEL 11:30-21:00	AS JUN DISNEY WONDER 06:45-16:45 JUN AMSTERDAM 08:00-22:00 JUN AZAMARA QUEST 13:00-22:00 JUN VOLENDAM 13:00-22:00	JUN NG SEA LION 06:00-23:00 JUN CARNIVAL LEGEND 07:00-15:00 JUN ISLAND PRINCESS 09:00-23:00 JUN SEVEN SEAS MARINER 09:00-23:00 JUN STAR LEGEND 11:00-23:00
Sunday, June 9	Monday, June 10	Tuesday, June 11	Wednesday, June 12	Thursday, June 13	Friday, June 14	Saturday, June 15
JUN SEA BRD 06:00-23:00 JUN NG SEA BRD 06:30-17:00 JUN MILLENNIUM 09:00-21:00 JUN OVALION OF SEAS 14:00-22:00 JUN QUEEN ELIZABETH 14:00-22:00	IVF JUN TUBRE 06:00-23:00 ICT JUN SEA BRD 06:00-23:00 FKL JUN NIEUW AMSTERDAM 13:00-22:00 AS JUN GOLDEN PRINCESS 13:00-22:00 CT JUN SOLSTICE 13:30-22:00 AID JUN OVALION OF SEAS 14:00-22:00 AS JUN OVALION OF SEAS 12:00-21:00	FKL JUN NORWEGIAN JOY 07:00-13:30 CT JUN MILLENNIUM 07:00-21:30 AS JUN GOLDEN PRINCESS 13:00-22:00 ACT JUN VIKING ORION 08:00-17:00 FKL JUN ROYAL PRINCESS 08:00-21:15 CT JUN OOSTERDAM 13:00-21:00 JUN NORWEGIAN BLISS 14:30-23:00 JUN SILVER MUSE 13:00-23:00	AID JUN SILVER MUSE 06:30-18:00 JUN GOLDEN PRINCESS 06:30-17:00 JUN STAR PRINCESS 10:00-22:00 JUN QUEEN ELIZABETH 12:30-22:15	JUN ECLIPSE 07:00-16:00 JUN NOORDAM 07:30-20:00 CT JUN NORWEGIAN JEWEL 11:30-21:00	JUN DISNEY WONDER 06:45-16:45 JUN AMSTERDAM 08:00-22:00 JUN SEABORN SOJOURN 11:00-22:00 JUN VOLENDAM 13:00-22:00	JUN NG SEA LION 06:00-23:00 JUN CARNIVAL LEGEND 07:00-15:00 JUN SILVER MUSE 09:00-23:00 JUN ISLAND PRINCESS 09:00-23:00 JUN SEVEN SEAS MARINER 09:00-23:00 JUN REGATTA 13:00-23:00
Sunday, June 16	Monday, June 17	Tuesday, June 18	Wednesday, June 19	Thursday, June 20	Friday, June 21	Saturday, June 22
JUN ISLAND PRINCESS 06:30-17:00 JUN MILLENNIUM 09:00-21:00 JUN OVALION OF SEAS 12:00-21:00	FKL JUN RUBY PRINCESS 11:00-22:15 AID JUN NIEUW AMSTERDAM 13:00-22:00 AS JUN EURODAM 13:00-23:00 JUN SOLSTICE 13:30-22:00 JUN AZAMARA QUEST 13:30-23:00	FKL JUN NORWEGIAN JOY 07:00-13:30 CT JUN RADIANCE OF THE SEA 07:00-21:30 AS JUN GOLDEN PRINCESS 08:00-21:15 AID JUN OOSTERDAM 13:00-21:00 ACT JUN NORWEGIAN BLISS 14:30-23:00	JUN ROYAL PRINCESS 06:30-17:00 JUN GRAND PRINCESS 08:00-17:30 JUN VIKING ORION 08:00-17:30 JUN WESTERDAM 10:00-22:00 JUN STAR PRINCESS 12:30-22:15	FKL JUN STAR LEGEND 07:00-16:00 JUN ECLIPSE 07:30-20:00 CT JUN NOORDAM 08:00-18:00 JUN NORWEGIAN JEWEL 11:30-21:00	JUN DISNEY WONDER 06:45-16:45 JUN AMSTERDAM 08:00-22:00 JUN SEABORN SOJOURN 11:00-22:00 JUN VOLENDAM 13:00-22:00	JUN NG SEA LION 06:00-23:00 JUN CARNIVAL LEGEND 07:00-15:00 JUN SILVER MUSE 09:00-23:00 JUN ISLAND PRINCESS 09:00-23:00 JUN SEVEN SEAS MARINER 09:00-23:00 JUN REGATTA 13:00-23:00
Sunday, June 23	Monday, June 24	Tuesday, June 25	Wednesday, June 26	Thursday, June 27	Friday, June 28	Saturday, June 29
JUN NG VENTURE 06:00-23:00 JUN MILLENNIUM 09:00-21:00 JUN RADIANCE OF THE SEA 12:00-21:00 JUN OVALION OF SEAS 14:00-22:00 JUN QUEEN ELIZABETH 14:00-22:00	IVF JUN RUBY PRINCESS 11:00-22:15 FKL JUN NIEUW AMSTERDAM 13:00-22:00 AS JUN EURODAM 13:00-23:00 JUN SOLSTICE 13:30-22:00 CT JUN AZAMARA QUEST 13:30-23:00	FKL JUN NORWEGIAN JOY 07:00-13:30 CT JUN RADIANCE OF THE SEA 07:00-21:30 AS JUN GOLDEN PRINCESS 08:00-21:15 AID JUN OOSTERDAM 13:00-21:00 ACT JUN NORWEGIAN BLISS 14:30-23:00	JUN ROYAL PRINCESS 06:30-17:00 JUN GRAND PRINCESS 08:00-17:30 JUN VIKING ORION 08:00-17:30 JUN WESTERDAM 10:00-22:00 JUN STAR PRINCESS 12:30-22:15	FKL JUN STAR LEGEND 07:00-16:00 JUN ECLIPSE 07:30-20:00 CT JUN NOORDAM 08:00-18:00 JUN NORWEGIAN JEWEL 11:30-21:00	JUN DISNEY WONDER 06:45-16:45 JUN AMSTERDAM 08:00-22:00 JUN SEABORN SOJOURN 11:00-22:00 JUN VOLENDAM 13:00-22:00	JUN NG VENTURE 06:00-23:00 JUN MILLENNIUM 09:00-21:00 JUN RADIANCE OF THE SEA 12:00-21:00 JUN OVALION OF SEAS 14:00-22:00 JUN QUEEN ELIZABETH 14:00-22:00
Sunday, June 30	Monday, July 1	Tuesday, July 2	Wednesday, July 3	Thursday, July 4	Friday, July 5	Saturday, July 6
JUN ISLAND PRINCESS 06:30-17:00 JUN MILLENNIUM 09:00-21:00 JUN SILVER MUSE 09:00-23:00 JUN OVALION OF SEAS 12:00-21:00 JUN MAASDAM 14:00-22:00	FKL JUN VIKING ORION 07:00-22:15 AID JUN RUBY PRINCESS 11:00-22:15 CT JUN NIEUW AMSTERDAM 13:00-22:00 AS JUN EURODAM 13:00-23:00 JUN SOLSTICE 13:30-22:00 CT JUN MAASDAM 14:00-22:00	JUN NORWEGIAN JOY 07:00-13:30 JUN RADIANCE OF THE SEA 07:00-21:30 FKL JUN GOLDEN PRINCESS 08:00-21:15 CT JUN OOSTERDAM 13:00-21:00 AID JUN NORWEGIAN BLISS 14:30-23:00	JUN ROYAL PRINCESS 06:30-17:00 JUN STAR LEGEND 07:00-15:00 JUN WESTERDAM 10:00-22:00 JUN SUN PRINCESS 12:30-22:30	JUN ECLIPSE 07:00-16:00 JUN NOORDAM 07:30-20:00 CT JUN NORWEGIAN JEWEL 11:30-21:00	JUN DISNEY WONDER 06:45-16:45 JUN REGATTA 13:00-22:00 JUN SEVEN SEAS MARINER 13:00-22:00	JUN LE SOLEAL 06:00-23:00 JUN NG SEA LION 06:00-23:00 JUN CARNIVAL LEGEND 07:00-15:00 JUN SILVER MUSE 09:00-23:00 JUN ISLAND PRINCESS 08:00-21:00 JUN SEVEN SEAS MARINER 08:30-22:30



# A Review of 2019 Cruise Ship Presence in Skagway, Alaska

Day	Ship	Time	Day	Ship	Time	Day	Ship	Time	Day	Ship	Time	Day	Ship	Time	Day	Ship	Time					
Sunday, August 11	JUN ISLAND PRINCESS	06:30-21:00	Monday, August 12	FKL JNU NIEUW AMSTERDAM	13:30-22:00	Tuesday, August 13	JUN NORWEGIAN JOY	07:00-13:30	Wednesday, August 14	FKL JNU ROYAL PRINCESS	07:30-17:00	Thursday, August 15	JUN NOORDAM	07:30-20:00	Friday, August 16	JUN DISNEY WONDER	06:45-16:45	Saturday, August 17	JUN STAR LEGEND	07:00-15:00		
JUN MILLENNIUM	06:00-25:00	JUN OVALATION OF SEAS	12:00-21:00	JUN SILVER MUSE	12:00-23:00	JUN GOLDEN PRINCESS	08:00-21:15	JUN COSTERDAM	14:30-23:00	JUN NORWEGIAN BLISS	14:30-23:00	JUN WESTERDAM	13:00-22:00	JUN STAR PRINCESS	12:30-22:15	JUN ROYAL PRINCESS	07:00-18:00	JUN NORVEGIAN JEWEL	11:30-21:00	JUN VOLLENDAM	13:00-22:00	
JUN SEVEN SEAS MARINER	09:00-23:00	JUN SILVER MUSE	12:00-23:00	JUN SEVEN SEAS MARINER	09:00-23:00	JUN OVALATION OF SEAS	12:00-21:00	JUN OVALATION OF SEAS	12:00-21:00	JUN OVALATION OF SEAS	12:00-21:00	JUN OVALATION OF SEAS	12:00-21:00	JUN OVALATION OF SEAS	12:00-21:00	JUN OVALATION OF SEAS	12:00-21:00	JUN OVALATION OF SEAS	12:00-21:00	JUN OVALATION OF SEAS	12:00-21:00	
Sunday, August 18	JUN ISLAND PRINCESS	06:30-21:00	Monday, August 19	FKL JNU NIEUW AMSTERDAM	13:30-22:00	Tuesday, August 20	JUN NORWEGIAN JOY	07:00-13:30	Wednesday, August 21	FKL JNU ROYAL PRINCESS	06:30-17:00	Thursday, August 22	JUN NOORDAM	07:30-20:00	Friday, August 23	JUN DISNEY WONDER	06:45-16:45	Saturday, August 24	JUN STAR LEGEND	07:00-15:00		
JUN MILLENNIUM	06:00-25:00	JUN OVALATION OF SEAS	12:00-21:00	JUN SILVER MUSE	12:00-23:00	JUN GOLDEN PRINCESS	08:00-21:15	JUN COSTERDAM	14:30-23:00	JUN NORWEGIAN BLISS	14:30-23:00	JUN WESTERDAM	13:00-22:00	JUN STAR PRINCESS	12:30-22:15	JUN ROYAL PRINCESS	07:00-18:00	JUN NORVEGIAN JEWEL	11:30-21:00	JUN VOLLENDAM	13:00-22:00	
JUN SEVEN SEAS MARINER	09:00-23:00	JUN SILVER MUSE	12:00-23:00	JUN SEVEN SEAS MARINER	09:00-23:00	JUN OVALATION OF SEAS	12:00-21:00	JUN OVALATION OF SEAS	12:00-21:00	JUN OVALATION OF SEAS	12:00-21:00	JUN OVALATION OF SEAS	12:00-21:00	JUN OVALATION OF SEAS	12:00-21:00	JUN OVALATION OF SEAS	12:00-21:00	JUN OVALATION OF SEAS	12:00-21:00	JUN OVALATION OF SEAS	12:00-21:00	
Sunday, August 25	JUN ISLAND PRINCESS	06:30-21:00	Monday, August 26	FKL JNU NIEUW AMSTERDAM	13:30-22:00	Tuesday, August 27	JUN NORWEGIAN JOY	07:00-13:30	Wednesday, August 28	FKL JNU ROYAL PRINCESS	06:30-17:00	Thursday, August 29	JUN NOORDAM	07:30-20:00	Friday, August 30	JUN DISNEY WONDER	06:45-16:45	Saturday, August 31	JUN STAR LEGEND	07:00-15:00		
JUN MILLENNIUM	06:00-25:00	JUN OVALATION OF SEAS	12:00-21:00	JUN SILVER MUSE	12:00-23:00	JUN GOLDEN PRINCESS	08:00-21:15	JUN COSTERDAM	14:30-23:00	JUN NORWEGIAN BLISS	14:30-23:00	JUN WESTERDAM	13:00-22:00	JUN STAR PRINCESS	12:30-22:15	JUN ROYAL PRINCESS	07:00-18:00	JUN NORVEGIAN JEWEL	11:30-21:00	JUN VOLLENDAM	13:00-22:00	
JUN SEVEN SEAS MARINER	09:00-23:00	JUN SILVER MUSE	12:00-23:00	JUN SEVEN SEAS MARINER	09:00-23:00	JUN OVALATION OF SEAS	12:00-21:00	JUN OVALATION OF SEAS	12:00-21:00	JUN OVALATION OF SEAS	12:00-21:00	JUN OVALATION OF SEAS	12:00-21:00	JUN OVALATION OF SEAS	12:00-21:00	JUN OVALATION OF SEAS	12:00-21:00	JUN OVALATION OF SEAS	12:00-21:00	JUN OVALATION OF SEAS	12:00-21:00	
Sunday, September 1	JUN NG VENTURE	06:30-21:00	Monday, September 2	FKL JNU NIEUW AMSTERDAM	13:30-22:00	Tuesday, September 3	JUN NORWEGIAN JOY	07:00-13:30	Wednesday, September 4	FKL JNU GOLDEN PRINCESS	06:30-17:00	Thursday, September 5	JUN NOORDAM	07:30-20:00	Friday, September 6	JUN DISNEY WONDER	06:45-16:45	Saturday, September 7	JUN CORAL PRINCESS	08:00-21:00		
JUN NG VENTURE	06:30-21:00	JUN NIEUW AMSTERDAM	13:30-22:00	JUN EURODAM	13:00-25:00	JUN RADIANCE OF THE SEA	09:00-21:00	JUN EURODAM	13:00-25:00	JUN SOLSTICE	13:30-22:00	JUN RADIANCE OF THE SEA	09:00-21:00	JUN EURODAM	13:00-25:00	JUN SOLSTICE	13:30-22:00	JUN CORAL PRINCESS	08:00-21:00	JUN SEVEN SEAS MARINER	10:00-23:00	
JUN SEVEN SEAS MARINER	09:00-23:00	JUN SILVER MUSE	12:00-23:00	JUN SEVEN SEAS MARINER	09:00-23:00	JUN OVALATION OF SEAS	12:00-21:00	JUN OVALATION OF SEAS	12:00-21:00	JUN OVALATION OF SEAS	12:00-21:00	JUN OVALATION OF SEAS	12:00-21:00	JUN OVALATION OF SEAS	12:00-21:00	JUN OVALATION OF SEAS	12:00-21:00	JUN OVALATION OF SEAS	12:00-21:00	JUN OVALATION OF SEAS	12:00-21:00	
Sunday, September 8	JUN ISLAND PRINCESS	06:30-21:00	Monday, September 9	FKL JNU RUBY PRINCESS	11:00-22:15	Tuesday, September 10	JUN NORWEGIAN JOY	07:00-13:30	Wednesday, September 11	FKL JNU ROYAL PRINCESS	06:30-17:00	Thursday, September 12	JUN NOORDAM	07:30-20:00	Friday, September 13	JUN DISNEY WONDER	06:45-16:45	Saturday, September 14	JUN CARNIVAL LEGEND	08:00-21:00		
JUN MILLENNIUM	06:00-25:00	JUN OVALATION OF SEAS	12:00-21:00	JUN SILVER MUSE	12:00-23:00	JUN GOLDEN PRINCESS	08:00-21:15	JUN COSTERDAM	14:30-23:00	JUN NORWEGIAN BLISS	14:30-23:00	JUN WESTERDAM	13:00-22:00	JUN STAR PRINCESS	12:30-22:15	JUN ROYAL PRINCESS	07:00-18:00	JUN NORVEGIAN JEWEL	11:30-21:00	JUN VOLLENDAM	13:00-22:00	
JUN SEVEN SEAS MARINER	09:00-23:00	JUN SILVER MUSE	12:00-23:00	JUN SEVEN SEAS MARINER	09:00-23:00	JUN OVALATION OF SEAS	12:00-21:00	JUN OVALATION OF SEAS	12:00-21:00	JUN OVALATION OF SEAS	12:00-21:00	JUN OVALATION OF SEAS	12:00-21:00	JUN OVALATION OF SEAS	12:00-21:00	JUN OVALATION OF SEAS	12:00-21:00	JUN OVALATION OF SEAS	12:00-21:00	JUN OVALATION OF SEAS	12:00-21:00	

# A Review of 2019 Cruise Ship Presence in Skagway, Alaska

Sunday, September 15 JNU COCA L PRINCESS 12:00-21:00	FKL AS	Munday, September 16 JNU EUROPA 13:00-22:00 JNU NIEUW AMSTERDAM 13:00-22:00 JNU EURODAM 13:00-22:00	FKL CT AS	Tuesday, September 17 JNU NORWEGIAN JOY 07:00-15:00 JNU OOSTERDAM 13:00-21:00 JNU NORWEGIAN JOY 13:00-21:00 JNU NORWEGIAN BLISS 14:30-23:00	AID CT AS AID	Wednesday, September 18 JNU COCA L PRINCESS 07:00-22:00 JNU STAR LEGEND 07:00-22:00 JNU GRANADIAN PRINCESS 07:00-22:00 JNU STAR PRINCESS 12:30-22:30	FKL AID CT AS	Thursday, September 19 JNU NORWEGIAN JEWEL 07:00-23:00 JNU SEABOURN SOJOURN 07:00-23:00 JNU VOLVENDAM 13:00-22:00 JNU WESTERDAM 08:00-18:00	AID CT AS FKL	Friday, September 20 JNU SYMPHONY 08:00-21:00 JNU CORAL PRINCESS 12:00-22:15 JNU VOLVENDAM 13:00-22:00	AS FKL CT	Saturday, September 21 JNU SEASAMARINER 11:00-20:00
Sunday, September 22 JNU COCA L PRINCESS 09:00-22:00	FKL	Munday, September 23 JNU STAR LEGEND 07:00-16:00 JNU NIEUW AMSTERDAM 13:00-22:00 JNU EURODAM 13:00-22:00 JNU NORWEGIAN JOY 15:00-23:00	FKL CT AS AID	Tuesday, September 24 JNU SEABOURN SOJOURN 13:00-21:00 JNU WESTERDAM 13:00-22:00 JNU NORWEGIAN JOY 13:00-22:00 JNU NORWEGIAN BLISS 14:30-23:00	FKL AS CT AID	Wednesday, September 25 JNU NORWEGIAN JEWEL 14:00-22:00	FKL CT	Thursday, September 26	Thursday, September 26	Friday, September 27	Saturday, September 28	
Sunday, September 29	FKL	Munday, September 30 JNU NORWEGIAN JOY 15:00-23:00	AS	Tuesday, October 1 JNU SEABOURN SOJOURN 07:00-23:00 JNU WESTERDAM 13:00-23:00	CT AS	Wednesday, October 2 JNU NORWEGIAN JEWEL 14:00-22:00	CT	Thursday, October 3	Friday, October 4	Saturday, October 5		

# A Review of 2019 Cruise Ship Presence in Skagway, Alaska

Sunday, April 28	Monday, April 29	Tuesday, April 30	Wednesday, May 1	Thursday, May 2	Friday, May 3	Saturday, May 4
SKG ISLAND PRINCESS 07:00-20:30	SKG RUBY PRINCESS 07:00-20:30	SKG NORWEGIAN JOY 07:00-20:15	SKG NORWEGIAN BLISS 07:00-20:15	SKG CARNIVAL LEGEND 07:00-20:00	SKG STAR PRINCESS 07:00-20:30	SKG ISLAND PRINCESS 07:00-20:30
Sunday, May 5	Monday, May 6	Tuesday, May 7	Wednesday, May 8	Thursday, May 9	Friday, May 10	Saturday, May 11
SKG ISLAND PRINCESS 07:00-20:30	SKG SEVEN SEAS MARINER 07:00-15:00 SKG Ovation of the Seas 08:00-21:00	SKG NORWEGIAN JOY 07:00-20:15 SKG Nieuw Amsterdam 07:00-21:50	SKG NORWEGIAN BLISS 07:00-20:15	SKG CARNIVAL LEGEND 07:00-20:00	SKG GRAND PRINCESS 06:30-20:45 SKG GOLDEN PRINCESS 07:00-20:30	SKG CORAL PRINCESS 07:00-20:30 SKG VOLENDAM 07:00-21:00
Sunday, May 12	Monday, May 13	Tuesday, May 14	Wednesday, May 15	Thursday, May 16	Friday, May 17	Saturday, May 18
SKG ISLAND PRINCESS 07:00-20:30	SKG SEVEN SEAS MARINER 07:00-15:00 SKG Ovation of the Seas 08:00-21:00	SKG RUBY PRINCESS 06:30-20:15 SKG ROYAL PRINCESS 07:00-18:00 SKG Nieuw Amsterdam 07:00-21:50	SKG GOLDEN PRINCESS 06:00-20:30 SKG ROYAL PRINCESS 07:00-16:30 SKG NORWEGIAN BLISS 07:00-20:15	SKG WESTERDAM 07:00-16:00 SKG WESTERDAM 07:00-17:00 SKG NOORDAM 07:00-21:00	SKG CARNIVAL LEGEND 07:00-20:00	SKG ISLAND PRINCESS 07:00-20:30 SKG VOLENDAM 07:00-21:00
Sunday, May 19	Monday, May 20	Tuesday, May 21	Wednesday, May 22	Thursday, May 23	Friday, May 24	Saturday, May 25
SKG CORAL PRINCESS 07:00-20:30	SKG MILLENNIUM 07:00-18:00 SKG Ovation of the Seas 09:00-18:00 SKG SEVEN SEAS MARINER 09:00-18:00	SKG ROYAL PRINCESS 07:00-20:30 SKG SOLISTICE 07:00-18:00 SKG RUBY PRINCESS 07:00-20:15 SKG Nieuw Amsterdam 07:00-21:50	SKG GOLDEN PRINCESS 06:00-20:30 SKG RADIANCE OF THE SEA 07:00-16:30 SKG NORWEGIAN JOY 07:00-16:00 SKG NORWEGIAN BLISS 07:00-20:15	SKG STAR PRINCESS 07:00-17:00 SKG WESTERDAM 07:00-21:00 SKG DISNEY WONDER 07:15-19:45	SKG QUEEN ELIZABETH 07:00-20:00 SKG CARNIVAL LEGEND 07:00-20:00 SKG NORWEGIAN JEWEL 08:00-20:00	SKG CORAL PRINCESS 07:00-20:30 SKG VOLENDAM 07:00-21:00
Sunday, May 26	Monday, May 27	Tuesday, May 28	Wednesday, May 29	Thursday, May 30	Friday, May 31	Saturday, June 1
SKG ISLAND PRINCESS 07:00-20:30	SKG SEVEN SEAS MARINER 07:00-18:00 SKG RADIANCE OF THE SEA 07:00-20:30	SKG RUBY PRINCESS 06:30-20:30 SKG SOLISTICE 07:00-18:00 SKG RUBY PRINCESS 07:00-20:15 SKG Nieuw Amsterdam 07:00-21:50	SKG GOLDEN PRINCESS 06:00-20:30 SKG ROYAL PRINCESS 06:00-20:30 SKG NORWEGIAN JOY 07:00-16:00 SKG NORWEGIAN BLISS 07:00-20:15	SKG WESTERDAM 07:00-17:00 SKG NOORDAM 07:00-21:00 SKG DISNEY WONDER 07:15-19:45 SKG SEVEN SEAS MARINER 08:00-18:00	SKG PRINCESS 06:00-20:30 SKG NORWEGIAN JEWEL 07:00-17:00 SKG CARNIVAL LEGEND 07:00-21:00 SKG VIKING ORION 08:00-18:00	SKG ISLAND PRINCESS 07:00-20:30 SKG VOLENDAM 07:00-21:00
Sunday, June 2	Monday, June 3	Tuesday, June 4	Wednesday, June 5	Thursday, June 6	Friday, June 7	Saturday, June 8
SKG CORAL PRINCESS 07:00-20:30	SKG QUEEN ELIZABETH 07:00-18:00 SKG MILLENNIUM 07:00-18:00 SKG Ovation of the Seas 07:00-20:30	SKG ROYAL PRINCESS 06:30-20:30 SKG SOLISTICE 07:00-18:00 SKG RUBY PRINCESS 07:00-20:15 SKG Nieuw Amsterdam 07:00-21:50	SKG GOLDEN PRINCESS 06:30-20:30 SKG RADIANCE OF THE SEA 07:00-17:00 SKG NORWEGIAN JOY 07:00-17:00 SKG NORWEGIAN BLISS 07:00-20:15	SKG STAR PRINCESS 07:00-17:00 SKG WESTERDAM 07:00-21:00 SKG DISNEY WONDER 07:15-19:45	SKG CARNIVAL LEGEND 07:00-20:00 SKG REGATA 07:00-20:00 SKG NORWEGIAN JEWEL 08:00-20:00	SKG CORAL PRINCESS 07:00-20:30 SKG VOLENDAM 07:00-21:00
Sunday, June 9	Monday, June 10	Tuesday, June 11	Wednesday, June 12	Thursday, June 13	Friday, June 14	Saturday, June 15
SKG ISLAND PRINCESS 07:00-20:30	SKG GRAND PRINCESS 07:00-18:00 SKG Ovation of the Seas 07:00-20:30 SKG RADIANCE OF THE SEA 07:00-20:30 SKG AZAMARA QUEST 07:00-20:30 SKG SYMPHONY 07:00-18:00	SKG GOLDEN PRINCESS 06:30-20:30 SKG SOLISTICE 07:00-18:00 SKG RUBY PRINCESS 07:00-20:15 SKG Nieuw Amsterdam 07:00-21:50	SKG ROYAL PRINCESS 07:00-16:00 SKG MILLENNIUM 07:00-16:00 SKG NORWEGIAN BLISS 07:00-20:15	SKG STAR PRINCESS 07:00-17:00 SKG WESTERDAM 07:00-21:00 SKG DISNEY WONDER 07:15-19:45	SKG NORWEGIAN JEWEL 07:00-20:00 SKG QUEEN ELIZABETH 07:00-20:00 SKG CARNIVAL LEGEND 07:00-21:00	SKG ISLAND PRINCESS 07:00-20:30 SKG VOLENDAM 07:00-21:00







# A Review of 2019 Cruise Ship Presence in Skagway, Alaska

Sunday, September 22 SKG CARNIVAL LEGEND 07:00-20:00	RRF							Saturday, September 28
Munday, September 23 SKG ROYAL PRINCESS 07:00-20:30	RRR							Friday, September 27
Tuesday, September 24 SKG NORWEGIAN JOY 07:00-21:00 SKG NIEUW AMSTERDAM 07:00-21:00	RRR BRD							Thursday, September 26 SKG NORWEGIAN JEWEL 07:00-20:15
Wednesday, September 25 SKG NORWEGIAN BLOSSOM 07:00-21:00 SKG WESTERDAM 07:00-21:00 SKG NOORDAM 07:00-21:00	RRR BRD RRF							Wednesday, October 2
Thursday, September 26 SKG NORWEGIAN JOY 07:00-21:00	RRR							Thursday, October 3 SKG NORWEGIAN JEWEL 07:00-20:15
Friday, September 27 SKG NORWEGIAN JOY 07:00-21:00	RRR							Friday, October 4
Saturday, September 28 SKG NORWEGIAN JOY 07:00-21:00	RRR							Saturday, October 5

## Appendix 5

*Distribution of Daily Cruise Ships and Cruise Ship Visitors, Skagway —  
2016 Scheduled*

*A Review of 2019 Cruise Ship Presence in Skagway, Alaska*

<b>Distribution of Daily Cruise Ships and Cruise Ship Visitors Skagway - 2016 Scheduled *</b>			
<b>Total Daily Cruise Ship Visitors **</b>	<b>Number of Days</b>	<b>Percent of Total Visit Days</b>	<b>Cruise Ship Visitors as % of Skagway Population ***</b>
≥ 16,000	8	5%	1,679%
≥ 15,000 and < 16,000	9	6%	1,577%
≥ 14,000 and < 15,000	11	7%	1,475%
≥ 13,000 and < 14,000	9	6%	1,373%
≥ 12,000 and < 13,000	5	3%	1,272%
≥ 11,000 and < 12,000	5	3%	1,170%
≥ 10,000 and < 11,000	10	7%	1,068%
≥ 9,000 and < 10,000	5	3%	1,679%
≥ 8,000 and < 9,000	11	7%	865%
≥ 7,000 and < 8,000	5	3%	763%
≥ 6,000 and < 7,000	14	9%	661%
≥ 5,000 and < 6,000	8	5%	560%
≥ 4,000 and < 5,000	8	5%	458%
≥ 3,000 and < 4,000	7	5%	356%
≥ 2,000 and < 3,000	16	11%	254%
≥ 1,000 and < 2,000	6	4%	153%
< 1,000 (days w/o cruise ships)	15	10%	NA
<b>Total</b>	<b>152</b>	<b>100%</b>	

\* Source: *Estimating 2016 Cruise Ship Visitor Impact – Skagway, Alaska*. March 31, 2017. Table 5, p. 13.

\*\* Total Passengers and Crew, assuming passengers at 110% LBC and crew at 100%

\*\*\* Assuming 2015 Skagway population of 983 and total cruise ship passenger and crew at mid-range, e.g., 15,500 for the “≥ 15,000 and < 16,000” group.

## Appendix 6

### *2019 Cruise Ship Visits by Community*

## A Review of 2019 Cruise Ship Presence in Skagway, Alaska

**2019 Cruise Ship Visits by Community**

SHIP	SKAGWAY	JUNEAU	KETCHIKAN
	Port Visits	Port Visits	Port Visits
AMERICAN CONSTELLATION	22		
AMSTERDAM	2	9	9
ASUKA II	1	1	1
AZAMARA QUEST	6	8	9
CARNIVAL LEGEND	21	19	21
CORAL PRINCESS	20	20	20
CRYSTAL SYMPHONY	10	11	12
DISNEY WONDER	15	16	17
ECLIPSE	1	19	19
EURODAM		21	21
GOLDEN PRINCESS	19	19	21
GRAND PRINCESS	10	14	11
ISLAND PRINCESS	19	20	11
LE SOLEAL	3	3	6
MAASDAM		3	4
MILLENNIUM	16	17	17
NG QUEST		7	
NG SEA BIRD		6	2
NG SEA LION		7	
NG VENTURE		8	
NIEUW AMSTERDAM	21	21	21
NOORDAM	11	20	20
NORWEGIAN BLISS	21	21	21
NORWEGIAN JEWEL	20	21	21
NORWEGIAN JOY	14	23	23
OOSTERDAM		21	21
OVATION OF THE SEAS	18	18	
QUEEN ELIZABETH	4	5	4
RADIANCE OF THE SEAS	16	16	17
REGATTA	7	9	11

*A Review of 2019 Cruise Ship Presence in Skagway, Alaska*

<b>SHIP</b>	<b>SKAGWAY</b>	<b>JUNEAU</b>	<b>KETCHIKAN</b>
	<b>Port Visits</b>	<b>Port Visits</b>	<b>Port Visits</b>
ROALD AMUNDSEN			1
ROYAL PRINCESS	19	19	19
RUBY PRINCESS	20	20	20
SEABOURN SOJOURN		10	11
SEVEN SEAS MARINER	17	18	18
SILVER EXPLORER			1
SILVER MUSE	11	15	14
SOLSTICE	18	18	18
STAR LEGEND		11	9
STAR PRINCESS	20	20	20
SUN PRINCESS	1	1	
VIKING ORION	8	8	10
VOLENDAM	20	20	20
WESTERDAM	11	21	21
<b>TOTAL SHIP VISITS</b>	<b>442</b>	<b>584</b>	<b>542</b>

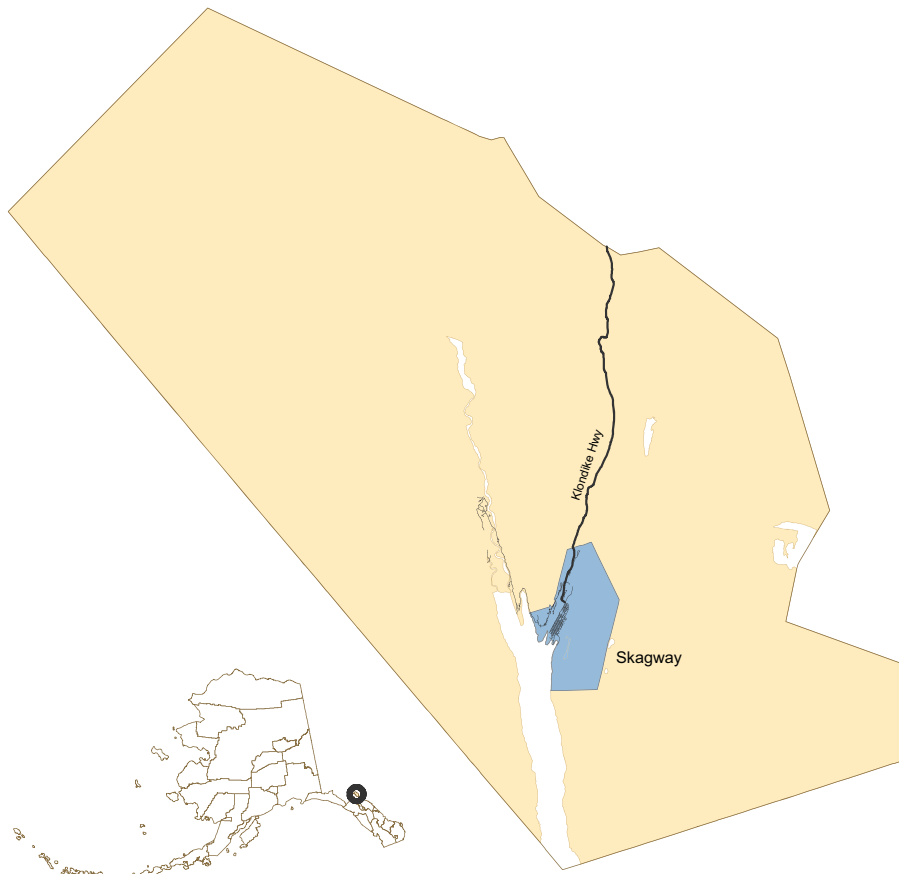
**Note:** Based on the January 04, 2019, draft of Cruise Line Agencies of Alaska "Cruise Ship Calendar for 2019." Final schedule information may vary.

## Appendix 7

*2017 Census Data for Skagway, Juneau and Ketchikan*



### Municipality of Skagway



**Table 4.2 (continued)**  
Alaska Places by Borough and Census Area, 2010 to 2017

Area Name	April 1, 2010 Census	July 1, 2011 Estimate	July 1, 2012 Estimate	July 1, 2013 Estimate	July 1, 2014 Estimate	July 1, 2015 Estimate	July 1, 2016 Estimate	July 1, 2017 Estimate
Municipality of Skagway	968	964	957	981	1,038	1,045	1,069	1,087
Skagway CDP	920	914	906	928	979	992	1,013	1,034
Balance of Skagway, Municipality	48	50	51	53	59	53	56	53

Sources: Alaska Department of Labor and Workforce Development, Research and Analysis Section; and U.S. Census Bureau

### City and Borough of Juneau



**Table 4.2 (continued)**

Alaska Places by Borough and Census Area, 2010 to 2017

Area Name	April 1, 2010 Census	July 1, 2011 Estimate	July 1, 2012 Estimate	July 1, 2013 Estimate	July 1, 2014 Estimate	July 1, 2015 Estimate	July 1, 2016 Estimate	July 1, 2017 Estimate
Juneau, City and Borough	31,275	32,328	32,689	32,915	33,020	33,145	32,723	32,269

Sources: Alaska Department of Labor and Workforce Development, Research and Analysis Section; and U.S. Census Bureau

## Ketchikan Gateway Borough



**Table 4.2 (continued)**  
Alaska Places by Borough and Census Area, 2010 to 2017

Area Name	April 1, 2010 Census	July 1, 2011 Estimate	July 1, 2012 Estimate	July 1, 2013 Estimate	July 1, 2014 Estimate	July 1, 2015 Estimate	July 1, 2016 Estimate	July 1, 2017 Estimate
Ketchikan Gateway Borough	13,477	13,720	13,878	13,826	13,872	13,813	13,749	13,754
Ketchikan city	8,050	8,184	8,256	8,291	8,333	8,294	8,191	8,125
Loring CDP	4	4	3	3	3	3	4	2
Saxman city	411	436	428	409	422	412	416	444
Balance of Ketchikan Gateway Borough	5,012	5,096	5,191	5,123	5,114	5,104	5,138	5,183

Sources: Alaska Department of Labor and Workforce Development, Research and Analysis Section; and U.S. Census Bureau

## Appendix 8

*Community Population and Cruise Ship Visitor Comparisons — 2016*

*A Review of 2019 Cruise Ship Presence in Skagway, Alaska*

Community Population and Cruise Ship Visitor Comparisons – 2016 *						
Community	2015 DCCED Certified Populations		2016 Cruise Ship Season			
	Estimated	Skagway as % of Other Community	Passengers (110% LBC) and Crew	Visitors Per Resident	Visitors per Day Assuming 152-day Season	Visitors as % of Local Population
Skagway, CDP	983	100%	1,211,949	1,233	7,973	811%
City of Ketchikan	8,277	12%	1,211,949	146	7,973	96%
Ketchikan Gateway Borough	13,778	7%	1,211,949	88	7,973	58%
City/Borough of Juneau	33,277	3%	1,211,949	36	7,973	24%

\* Source: *Estimating 2016 Cruise Ship Visitor Impact – Skagway, Alaska*. March 31, 2017. Table 2, p. 5.  
 \*\* State of Alaska DCCED Certified Population as of 07/01/2015.  
 \*\*\* Assumes 110% of LBC and 100% ship's complement.

## Appendix 9

*Scenario: Maximum*

# A Review of 2019 Cruise Ship Presence in Skagway, Alaska

Skagway	2019 SE ALASKA CRUISE SHIP SEASON				SCENARIO: MAXIMUM				
	Cruise Ships	Passengers		Crew		Crew		Crew	
Ship	In-port Hours	Aboard Estimate	Aboard Hours	Ashore Estimate	Ashore Hours	Aboard Crew	Aboard Hours	Ashore Estimate	Ashore Hours
4/29/2019	SKG								
	RUBY PRINCESS	13.50	3,366	45,441	3,366	47,124	1200	16,200	1,200
	<b>SUBTOTAL</b>	<b>13.50</b>	<b>3,366</b>	<b>45,441</b>	<b>3,366</b>	<b>47,124</b>	<b>1,200</b>	<b>16,200</b>	<b>1,200</b>
4/30/2019	SKG								
	NORWEGIAN JOY	13.25	4,182	55,412	4,182	54,366	1821	24,128	1,821
	<b>SUBTOTAL</b>	<b>13.25</b>	<b>4,182</b>	<b>55,412</b>	<b>4,182</b>	<b>54,366</b>	<b>1,821</b>	<b>24,128</b>	<b>1,821</b>
5/2/2019	SKG								
	CARNIVAL LEGEND	13.00	2,336	30,368	2,336	30,368	961	12,493	961
	<b>SUBTOTAL</b>	<b>13.00</b>	<b>2,336</b>	<b>30,368</b>	<b>2,336</b>	<b>30,368</b>	<b>961</b>	<b>12,493</b>	<b>961</b>
5/3/2019	SKG								
	STAR PRINCESS	13.50	2,856	38,556	2,856	39,984	1100	14,850	1,100
	<b>SUBTOTAL</b>	<b>13.50</b>	<b>2,856</b>	<b>38,556</b>	<b>2,856</b>	<b>39,984</b>	<b>1,100</b>	<b>14,850</b>	<b>1,100</b>
5/4/2019	SKG								
	ISLAND PRINCESS	13.50	2,435	32,873	2,435	34,090	900	12,150	900
	<b>SUBTOTAL</b>	<b>13.50</b>	<b>2,435</b>	<b>32,873</b>	<b>2,435</b>	<b>34,090</b>	<b>900</b>	<b>12,150</b>	<b>900</b>
5/7/2019	SKG								
	NORWEGIAN JOY	13.25	4,182	55,412	4,182	54,366	1821	24,128	1,821
	NIEUW AMSTERDAM	14.00	2,317	32,438	2,317	32,438	929	13,006	929
	<b>SUBTOTAL</b>	<b>14.00</b>	<b>2,317</b>	<b>32,438</b>	<b>2,317</b>	<b>32,438</b>	<b>929</b>	<b>13,006</b>	<b>929</b>



A Review of 2019 Cruise Ship Presence in Skagway, Alaska

Skagway	2019 SE ALASKA CRUISE SHIP SEASON				SCENARIO: MAXIMUM				
	Cruise Ships	Passengers		Crew		Crew		Crew	
Ship	In-port Hours	Aboard Estimate	Aboard Hours	Ashore Estimate	Ashore Hours	Aboard Crew	Aboard Hours	Ashore Estimate	Ashore Hours
SUBTOTAL	27.25	6,499	87,850	6,499	86,804	2,750	37,134	2,750	36,679
5/8/2019									
SKG									
NORWEGIAN BLISS	13.25	4,404	58,353	4,404	57,252	1,716	22,737	1,716	22,308
SUBTOTAL	13.25	4,404	58,353	4,404	57,252	1,716	22,737	1,716	22,308
5/9/2019									
SKG									
CARNIVAL LEGEND	13.00	2,336	30,368	2,336	30,368	961	12,493	961	12,493
SUBTOTAL	13.00	2,336	30,368	2,336	30,368	961	12,493	961	12,493
5/10/2019									
SKG									
GRAND PRINCESS	14.25	2,862	40,784	2,862	40,068	1,150	16,388	1,150	16,100
GOLDEN PRINCESS	13.50	2,895	39,083	2,895	40,530	1,100	14,850	1,100	15,400
SUBTOTAL	27.75	5,757	79,867	5,757	80,598	2,250	31,238	2,250	31,500
5/11/2019									
SKG									
CORAL PRINCESS	13.50	2,200	29,700	2,200	30,800	895	12,083	895	12,530
VOLENDAM	14.00	1,575	22,050	1,575	22,050	647	9,058	647	9,058
SUBTOTAL	27.50	3,775	51,750	3,775	52,850	1,542	21,141	1,542	21,588
5/12/2019									
SKG									
ISLAND PRINCESS	13.50	2,435	32,873	2,435	34,090	900	12,150	900	12,600
SUBTOTAL	13.50	2,435	32,873	2,435	34,090	900	12,150	900	12,600

# A Review of 2019 Cruise Ship Presence in Skagway, Alaska

Skagway	2019 SE ALASKA CRUISE SHIP SEASON				SCENARIO: MAXIMUM					
	Cruise Ships	Passengers	Crew							
	Ship	In-port Hours	Aboard Estimate	Aboard Hours	Ashore Estimate	Ashore Hours	Aboard Crew	Aboard Hours	Ashore Estimate	Ashore Hours
5/13/2019	SKG									
	SEVEN SEAS MARINER	8.00	779	6,232	779	6,232	440	3,520	440	3,520
	ECLIPSE	13.00	3,135	40,755	3,135	40,755	1000	13,000	1,000	13,000
	<b>SUBTOTAL</b>	<b>21.00</b>	<b>3,914</b>	<b>46,987</b>	<b>3,914</b>	<b>46,987</b>	<b>1,440</b>	<b>16,520</b>	<b>1,440</b>	<b>16,520</b>
5/14/2019	SKG									
	RUBY PRINCESS	13.75	3,366	46,283	3,366	47,124	1200	16,500	1,200	16,800
	SOLSTICE	11.00	3,135	34,485	3,135	34,485	1000	11,000	1,000	11,000
	NIEUW AMSTERDAM	14.00	2,317	32,438	2,317	32,438	929	13,006	929	13,006
	MILLENNIUM	9.00	2,374	21,366	2,374	21,366	997	8,973	997	8,973
	NORWEGIAN BLISS	13.25	4,404	58,353	4,404	57,252	1716	22,737	1,716	22,308
	<b>SUBTOTAL</b>	<b>61.00</b>	<b>15,596</b>	<b>192,925</b>	<b>15,596</b>	<b>192,665</b>	<b>5,842</b>	<b>72,216</b>	<b>5,842</b>	<b>72,087</b>
5/15/2019	SKG									
	ROYAL PRINCESS	14.50	3,916	56,782	3,916	58,740	1350	19,575	1,350	20,250
	BARANOF DREAM	8.00	41	328	41	328	19	152	19	152
	<b>SUBTOTAL</b>	<b>22.50</b>	<b>3,957</b>	<b>57,110</b>	<b>3,957</b>	<b>59,068</b>	<b>1,369</b>	<b>19,727</b>	<b>1,369</b>	<b>20,402</b>
5/16/2019	SKG									
	WESTERDAM	9.00	2,165	19,485	2,165	19,485	817	7,353	817	7,353
	STAR PRINCESS	10.00	2,856	28,560	2,856	28,560	1100	11,000	1,100	11,000
	NOORDAM	14.00	2,169	30,366	2,169	30,366	820	11,480	820	11,480
	<b>SUBTOTAL</b>	<b>33.00</b>	<b>7,190</b>	<b>78,411</b>	<b>7,190</b>	<b>78,411</b>	<b>2,737</b>	<b>30,833</b>	<b>2,737</b>	<b>30,833</b>

# A Review of 2019 Cruise Ship Presence in Skagway, Alaska

Skagway	2019 SE ALASKA CRUISE SHIP SEASON						SCENARIO: MAXIMUM						
	Cruise Ships			Passengers			Crew			Crew			
Ship	In-port Hours	Aboard Estimate	Aboard Hours	Ashore Estimate	Ashore Hours	Aboard Crew	Aboard Hours	Ashore Estimate	Ashore Hours	Aboard Estimate	Ashore Hours	Aboard Estimate	Ashore Hours
5/17/2019													
	SUBTOTAL	33.00	7,190	78,411	7,190	78,411	2,737	78,411	2,737	29,833	29,833	2,737	29,833
	SKG												
	CARNIVAL LEGEND	13.00	2,336	30,368	2,336	30,368	961	30,368	961	12,493	12,493	961	12,493
	SUBTOTAL	13.00	2,336	30,368	2,336	30,368	961	30,368	961	12,493	12,493	961	12,493
	SKG												
5/18/2019													
	ISLAND PRINCESS	13.50	2,435	32,873	2,435	34,090	900	34,090	900	12,150	12,600	900	12,600
	VOLENDAM	14.00	1,575	22,050	1,575	22,050	647	22,050	647	9,058	9,058	647	9,058
	SUBTOTAL	27.50	4,010	54,923	4,010	56,140	1,547	56,140	1,547	21,208	21,658	1,547	21,658
	SKG												
5/19/2019													
	CORAL PRINCESS	13.50	2,200	29,700	2,200	30,800	895	30,800	895	12,083	12,530	895	12,530
	BARANOF DREAM	8.00	41	328	41	328	19	328	19	152	152	19	152
	SUBTOTAL	21.50	2,241	30,028	2,241	31,128	914	31,128	914	12,235	12,682	914	12,682
	SKG												
5/20/2019													
	MILLENNIUM	13.50	2,374	32,049	2,374	33,236	997	33,236	997	13,460	13,958	997	13,958
	OVATION OF THE SEAS	13.50	4,578	61,803	4,578	64,092	1,300	64,092	1,300	17,550	18,200	1,300	18,200
	SEVEN SEAS MARINER	9.00	779	7,011	779	7,011	440	7,011	440	3,960	3,960	440	3,960
	SUBTOTAL	36.00	7,731	100,863	7,731	104,339	2,737	104,339	2,737	34,970	36,118	2,737	36,118
	SKG												

# A Review of 2019 Cruise Ship Presence in Skagway, Alaska

Skagway	2019 SE ALASKA CRUISE SHIP SEASON				SCENARIO: MAXIMUM					
	Cruise Ships	Passengers	Crew							
	Ship	In-port Hours	Aboard Estimate	Aboard Hours	Ashore Estimate	Ashore Hours	Aboard Crew	Aboard Hours	Ashore Estimate	Ashore Hours
5/21/2019	SKG									
	ROYAL PRINCESS	15.00	3,916	58,740	3,916	58,740	1350	20,250	1,350	20,250
	SOLSTICE	11.00	3,135	34,485	3,135	34,485	1000	11,000	1,000	11,000
	RUBY PRINCESS	13.25	3,366	44,600	3,366	43,758	1200	15,900	1,200	15,600
	NIEUW AMSTERDAM	14.00	2,317	32,438	2,317	32,438	929	13,006	929	13,006
	<b>SUBTOTAL</b>	<b>53.25</b>	<b>12,734</b>	<b>170,263</b>	<b>12,734</b>	<b>169,421</b>	<b>4,479</b>	<b>60,156</b>	<b>4,479</b>	<b>59,856</b>
5/22/2019	SKG									
	GOLDEN PRINCESS	15.00	2,895	43,425	2,895	43,425	1100	16,500	1,100	16,500
	RADIANCE OF THE SEAS	9.50	2,334	22,173	2,334	23,340	858	8,151	858	8,580
	NORWEGIAN JOY	10.00	4,182	41,820	4,182	41,820	1821	18,210	1,821	18,210
	NORWEGIAN BLISS	13.25	4,404	58,353	4,404	57,252	1716	22,737	1,716	22,308
	<b>SUBTOTAL</b>	<b>47.75</b>	<b>13,815</b>	<b>165,771</b>	<b>13,815</b>	<b>165,837</b>	<b>5,495</b>	<b>65,598</b>	<b>5,495</b>	<b>65,598</b>
5/23/2019	SKG									
	STAR PRINCESS	10.00	2,856	28,560	2,856	28,560	1100	11,000	1,100	11,000
	WESTERDAM	14.00	2,165	30,310	2,165	30,310	817	11,438	817	11,438
	DISNEY WONDER	12.50	1,929	24,113	1,929	25,077	947	11,838	947	12,311
	<b>SUBTOTAL</b>	<b>36.50</b>	<b>6,950</b>	<b>82,983</b>	<b>6,950</b>	<b>83,947</b>	<b>2,864</b>	<b>34,276</b>	<b>2,864</b>	<b>34,749</b>
5/24/2019	SKG									
	QUEEN ELIZABETH	11.00	2,285	25,135	2,285	25,135	900	9,900	900	9,900

A Review of 2019 Cruise Ship Presence in Skagway, Alaska

Skagway	2019 SE ALASKA CRUISE SHIP SEASON				SCENARIO: MAXIMUM				
	Cruise Ships	Passengers		Crew		Passengers		Crew	
Ship	In-port Hours	Aboard Estimate	Aboard Hours	Ashore Estimate	Ashore Hours	Aboard Crew	Aboard Hours	Ashore Estimate	Ashore Hours
CARNIVAL LEGEND	13.00	2,336	30,368	2,336	30,368	961	12,493	961	12,493
NORWEGIAN JEWEL	12.00	2,627	31,524	2,627	31,524	1100	13,200	1,100	13,200
<b>SUBTOTAL</b>	<b>36.00</b>	<b>7,248</b>	<b>87,027</b>	<b>7,248</b>	<b>87,027</b>	<b>2,961</b>	<b>35,593</b>	<b>2,961</b>	<b>35,593</b>
5/25/2019	SKG								
CORAL PRINCESS	13.50	2,200	29,700	2,200	30,800	895	12,083	895	12,530
VOLENDAM	14.00	1,575	22,050	1,575	22,050	647	9,058	647	9,058
<b>SUBTOTAL</b>	<b>27.50</b>	<b>3,775</b>	<b>51,750</b>	<b>3,775</b>	<b>52,850</b>	<b>1,542</b>	<b>21,141</b>	<b>1,542</b>	<b>21,588</b>
5/26/2019	SKG								
ISLAND PRINCESS	13.50	2,435	32,873	2,435	34,090	900	12,150	900	12,600
<b>SUBTOTAL</b>	<b>13.50</b>	<b>2,435</b>	<b>32,873</b>	<b>2,435</b>	<b>34,090</b>	<b>900</b>	<b>12,150</b>	<b>900</b>	<b>12,600</b>
5/27/2019	SKG								
Ovation of the Seas	13.50	4,578	61,803	4,578	64,092	1300	17,550	1,300	18,200
Radiance of the Seas	13.50	2,334	31,509	2,334	32,676	858	11,583	858	12,012
<b>SUBTOTAL</b>	<b>27.00</b>	<b>6,912</b>	<b>93,312</b>	<b>6,912</b>	<b>96,768</b>	<b>2,158</b>	<b>29,133</b>	<b>2,158</b>	<b>30,212</b>
5/28/2019	SKG								
GOLDEN PRINCESS	15.00	2,895	43,425	2,895	43,425	1100	16,500	1,100	16,500
SOLSTICE	11.00	3,135	34,485	3,135	34,485	1000	11,000	1,000	11,000
RUBY PRINCESS	13.25	3,366	44,600	3,366	43,758	1200	15,900	1,200	15,600
NIEUW AMSTERDAM	14.00	2,317	32,438	2,317	32,438	929	13,006	929	13,006

A Review of 2019 Cruise Ship Presence in Skagway, Alaska

Skagway	2019 SE ALASKA CRUISE SHIP SEASON						SCENARIO: MAXIMUM						
	Cruise Ships			Passengers			Crew			Crew			
Ship	In-port Hours	Aboard Estimate	Aboard Hours	Ashore Estimate	Ashore Hours	Aboard Crew	Ashore Hours	Aboard Hours	Ashore Estimate	Ashore Hours	Aboard Hours	Ashore Estimate	Ashore Hours
<b>SUBTOTAL</b>	53.25	11,713	154,948	11,713	154,106	4,229	154,106	56,406	4,229	56,106	56,406	4,229	56,106
5/29/2019													
SKG													
AZAMARA QUEST	10.50	781	8,201	781	8,591	408	8,591	4,284	408	4,488	4,284	408	4,488
ROYAL PRINCESS	14.50	3,916	56,782	3,916	58,740	1,350	58,740	19,575	1,350	20,250	19,575	1,350	20,250
MILLENNIUM	9.00	2,374	21,366	2,374	21,366	997	21,366	8,973	997	8,973	8,973	997	8,973
NORWEGIAN BLISS	13.25	4,404	58,353	4,404	57,252	1716	57,252	22,737	1,716	22,308	22,737	1,716	22,308
BARANOF DREAM	10.00	41	410	41	410	19	410	190	19	190	190	19	190
<b>SUBTOTAL</b>	57.25	11,516	145,112	11,516	146,359	4,490	146,359	55,759	4,490	56,209	55,759	4,490	56,209
5/30/2019													
SKG													
STAR PRINCESS	10.00	2,856	28,560	2,856	28,560	1100	28,560	11,000	1,100	11,000	11,000	1,100	11,000
NOORDAM	14.00	2,169	30,366	2,169	30,366	820	30,366	11,480	820	11,480	11,480	820	11,480
DISNEY WONDER	12.50	1,929	24,113	1,929	25,077	947	25,077	11,838	947	12,311	11,838	947	12,311
SEVEN SEAS MARINER	10.00	779	7,790	779	7,790	440	7,790	4,400	440	4,400	4,400	440	4,400
ALASKAN DREAM	5.50	44	242	44	264	18	264	99	18	108	99	18	108
<b>SUBTOTAL</b>	52.00	7,777	91,071	7,777	92,057	3,325	92,057	38,817	3,325	39,299	38,817	3,325	39,299
5/31/2019													
SKG													
GRAND PRINCESS	14.50	2,862	41,499	2,862	42,930	1150	42,930	16,675	1,150	17,250	16,675	1,150	17,250
NORWEGIAN JEWEL	10.00	2,627	26,270	2,627	26,270	1100	26,270	11,000	1,100	11,000	11,000	1,100	11,000
CARNIVAL LEGEND	14.00	2,336	32,704	2,336	32,704	961	32,704	13,454	961	13,454	13,454	961	13,454
VIKING ORION	10.00	1,023	10,230	1,023	10,230	465	10,230	4,650	465	4,650	4,650	465	4,650

A Review of 2019 Cruise Ship Presence in Skagway, Alaska

Skagway	2019 SE ALASKA CRUISE SHIP SEASON				SCENARIO: MAXIMUM				
	Cruise Ships	Passengers		Crew		Passengers		Crew	
Ship	In-port Hours	Aboard Estimate	Aboard Hours	Ashore Estimate	Ashore Hours	Aboard Crew	Aboard Hours	Ashore Estimate	Ashore Hours
SUBTOTAL	48.50	8,848	110,703	8,848	112,134	3,676	45,779	3,676	46,354
6/1/2019									
ISLAND PRINCESS	13.50	2,435	32,873	2,435	34,090	900	12,150	900	12,600
VOLENDAM	14.00	1,575	22,050	1,575	22,050	647	9,058	647	9,058
SUBTOTAL	27.50	4,010	54,923	4,010	56,140	1,547	21,208	1,547	21,658
6/2/2019									
CORAL PRINCESS	13.50	2,200	29,700	2,200	30,800	895	12,083	895	12,530
SUBTOTAL	13.50	2,200	29,700	2,200	30,800	895	12,083	895	12,530
6/3/2019									
QUEEN ELIZABETH	11.00	2,285	25,135	2,285	25,135	900	9,900	900	9,900
MILLENNIUM	13.50	2,374	32,049	2,374	33,236	997	13,460	997	13,958
OVATION OF THE SEAS	13.50	4,578	61,803	4,578	64,092	1300	17,550	1,300	18,200
SUBTOTAL	38.00	9,237	118,987	9,237	122,463	3,197	40,910	3,197	42,058
6/4/2019									
ROYAL PRINCESS	15.00	3,916	58,740	3,916	58,740	1350	20,250	1,350	20,250
SOLSTICE	11.00	3,135	34,485	3,135	34,485	1000	11,000	1,000	11,000
RUBY PRINCESS	13.25	3,366	44,600	3,366	43,758	1200	15,900	1,200	15,600
NIEUW AMSTERDAM	14.00	2,317	32,438	2,317	32,438	929	13,006	929	13,006
BARANOF DREAM	8.00	41	328	41	328	19	152	19	152



# A Review of 2019 Cruise Ship Presence in Skagway, Alaska

Skagway	2019 SE ALASKA CRUISE SHIP SEASON				SCENARIO: MAXIMUM				
	Cruise Ships	Passengers		Crew		Passengers		Crew	
Ship	In-port Hours	Aboard Estimate	Aboard Hours	Ashore Estimate	Ashore Hours	Aboard Crew	Aboard Hours	Ashore Estimate	Ashore Hours
SUBTOTAL	61.25	12,775	170,591	12,775	169,749	4,498	60,308	4,498	60,008
6/5/2019									
SKG									
GOLDEN PRINCESS	15.00	2,895	43,425	2,895	43,425	1100	16,500	1,100	16,500
RADIANCE OF THE SEAS	9.50	2,334	22,173	2,334	23,340	858	8,151	858	8,580
NORWEGIAN JOY	10.00	4,182	41,820	4,182	41,820	1821	18,210	1,821	18,210
NORWEGIAN BLISS	13.25	4,404	58,353	4,404	57,252	1716	22,737	1,716	22,308
SUBTOTAL	47.75	13,815	165,771	13,815	165,837	5,495	65,598	5,495	65,598
6/6/2019									
SKG									
STAR PRINCESS	10.00	2,856	28,560	2,856	28,560	1100	11,000	1,100	11,000
WESTERDAM	14.00	2,165	30,310	2,165	30,310	817	11,438	817	11,438
DISNEY WONDER	12.50	1,929	24,113	1,929	25,077	947	11,838	947	12,311
SUBTOTAL	36.50	6,950	82,983	6,950	83,947	2,864	34,276	2,864	34,749
6/7/2019									
SKG									
CARNIVAL LEGEND	14.00	2,336	32,704	2,336	32,704	961	13,454	961	13,454
REGATTA	8.00	768	6,144	768	6,144	372	2,976	372	2,976
NORWEGIAN JEWEL	12.00	2,627	31,524	2,627	31,524	1100	13,200	1,100	13,200
SUBTOTAL	34.00	5,731	70,372	5,731	70,372	2,433	29,630	2,433	29,630
6/8/2019									
SKG									
CORAL PRINCESS	13.50	2,200	29,700	2,200	30,800	895	12,083	895	12,530

A Review of 2019 Cruise Ship Presence in Skagway, Alaska

Skagway	2019 SE ALASKA CRUISE SHIP SEASON				SCENARIO: MAXIMUM				
	Cruise Ships	Passengers		Crew		Passengers		Crew	
Ship	In-port Hours	Aboard Estimate	Aboard Hours	Ashore Estimate	Ashore Hours	Aboard Crew	Aboard Hours	Ashore Estimate	Ashore Hours
VOLENDAM	14.00	1,575	22,050	1,575	22,050	647	9,058	647	9,058
<b>SUBTOTAL</b>	<b>27.50</b>	<b>3,775</b>	<b>51,750</b>	<b>3,775</b>	<b>52,850</b>	<b>1,542</b>	<b>21,141</b>	<b>1,542</b>	<b>21,588</b>
6/9/2019	SKG								
ISLAND PRINCESS	15.00	2,435	36,525	2,435	36,525	900	13,500	900	13,500
SEVEN SEAS MARINER	7.00	779	5,453	779	5,453	440	3,080	440	3,080
AZAMARA QUEST	10.00	781	7,810	781	7,810	408	4,080	408	4,080
CRYSTAL SYMPHONY	11.00	994	10,934	994	10,934	530	5,830	530	5,830
<b>SUBTOTAL</b>	<b>43.00</b>	<b>4,989</b>	<b>60,722</b>	<b>4,989</b>	<b>60,722</b>	<b>2,278</b>	<b>26,490</b>	<b>2,278</b>	<b>26,490</b>
6/10/2019	SKG								
GRAND PRINCESS	14.25	2,862	40,784	2,862	40,068	1,150	16,388	1,150	16,100
OVAATION OF THE SEAS	13.50	4,578	61,803	4,578	64,092	1,300	17,550	1,300	18,200
RADIANCE OF THE SEAS	13.50	2,334	31,509	2,334	32,676	858	11,583	858	12,012
VIKING ORION	10.00	1,023	10,230	1,023	10,230	465	4,650	465	4,650
<b>SUBTOTAL</b>	<b>51.25</b>	<b>10,797</b>	<b>144,326</b>	<b>10,797</b>	<b>147,066</b>	<b>3,773</b>	<b>50,171</b>	<b>3,773</b>	<b>50,962</b>
6/11/2019	SKG								
GOLDEN PRINCESS	15.00	2,895	43,425	2,895	43,425	1,100	16,500	1,100	16,500
SOLSTICE	11.00	3,135	34,485	3,135	34,485	1,000	11,000	1,000	11,000
RUBY PRINCESS	13.25	3,366	44,600	3,366	43,758	1,200	15,900	1,200	15,600
NIEUW AMSTERDAM	14.00	2,317	32,438	2,317	32,438	929	13,006	929	13,006
<b>SUBTOTAL</b>	<b>53.25</b>	<b>11,713</b>	<b>154,948</b>	<b>11,713</b>	<b>154,106</b>	<b>4,229</b>	<b>56,406</b>	<b>4,229</b>	<b>56,106</b>

A Review of 2019 Cruise Ship Presence in Skagway, Alaska

Skagway	2019 SE ALASKA CRUISE SHIP SEASON				SCENARIO: MAXIMUM					
	Cruise Ships	Passengers	Crew							
	Ship	In-port Hours	Aboard Estimate	Aboard Hours	Ashore Estimate	Ashore Hours	Aboard Crew	Aboard Hours	Ashore Estimate	Ashore Hours
6/12/2019	SKG									
	ROYAL PRINCESS	14.50	3,916	56,782	3,916	58,740	1350	19,575	1,350	20,250
	MILLENNIUM	9.00	2,374	21,366	2,374	21,366	997	8,973	997	8,973
	NORWEGIAN BLISS	13.25	4,404	58,353	4,404	57,252	1716	22,737	1,716	22,308
	<b>SUBTOTAL</b>	<b>36.75</b>	<b>10,694</b>	<b>136,501</b>	<b>10,694</b>	<b>137,358</b>	<b>4,063</b>	<b>51,285</b>	<b>4,063</b>	<b>51,531</b>
6/13/2019	SKG									
	STAR PRINCESS	10.00	2,856	28,560	2,856	28,560	1100	11,000	1,100	11,000
	NOORDAM	14.00	2,169	30,366	2,169	30,366	820	11,480	820	11,480
	DISNEY WONDER	12.50	1,929	24,113	1,929	25,077	947	11,838	947	12,311
	BARANOF DREAM	8.00	41	328	41	328	19	152	19	152
	<b>SUBTOTAL</b>	<b>44.50</b>	<b>6,995</b>	<b>83,367</b>	<b>6,995</b>	<b>84,331</b>	<b>2,886</b>	<b>34,470</b>	<b>2,886</b>	<b>34,943</b>
6/14/2019	SKG									
	NORWEGIAN JEWEL	10.00	2,627	26,270	2,627	26,270	1100	11,000	1,100	11,000
	QUEEN ELIZABETH	13.00	2,285	29,705	2,285	29,705	900	11,700	900	11,700
	CARNIVAL LEGEND	14.00	2,336	32,704	2,336	32,704	961	13,454	961	13,454
	<b>SUBTOTAL</b>	<b>37.00</b>	<b>7,248</b>	<b>88,679</b>	<b>7,248</b>	<b>88,679</b>	<b>2,961</b>	<b>36,154</b>	<b>2,961</b>	<b>36,154</b>
6/15/2019	SKG									
	ISLAND PRINCESS	13.50	2,435	32,873	2,435	34,090	900	12,150	900	12,600
	VOLENDAM	14.00	1,575	22,050	1,575	22,050	647	9,058	647	9,058

A Review of 2019 Cruise Ship Presence in Skagway, Alaska

Skagway	2019 SE ALASKA CRUISE SHIP SEASON				SCENARIO: MAXIMUM				
	Cruise Ships	Passengers		Crew		Passengers		Crew	
Ship	In-port Hours	Aboard Estimate	Aboard Hours	Ashore Estimate	Ashore Hours	Aboard Crew	Aboard Hours	Ashore Estimate	Ashore Hours
SUBTOTAL	27.50	4,010	54,923	4,010	56,140	1,547	21,208	1,547	21,658
6/16/2019	SKG								
CORAL PRINCESS	14.00	2,200	30,800	2,200	30,800	895	12,530	895	12,530
SEVEN SEAS MARINER	10.00	779	7,790	779	7,790	440	4,400	440	4,400
SUBTOTAL	24.00	2,979	38,590	2,979	38,590	1,335	16,930	1,335	16,930
6/17/2019	SKG								
MILLENNIUM	13.50	2,374	32,049	2,374	33,236	997	13,460	997	13,958
Ovation of the Seas	13.50	4,578	61,803	4,578	64,092	1300	17,550	1,300	18,200
SUBTOTAL	27.00	6,952	93,852	6,952	97,328	2,297	31,010	2,297	32,158
6/18/2019	SKG								
ROYAL PRINCESS	15.00	3,916	58,740	3,916	58,740	1350	20,250	1,350	20,250
SOLSTICE	11.00	3,135	34,485	3,135	34,485	1000	11,000	1,000	11,000
RUBY PRINCESS	13.25	3,366	44,600	3,366	43,758	1200	15,900	1,200	15,600
NIEUW AMSTERDAM	14.00	2,317	32,438	2,317	32,438	929	13,006	929	13,006
SUBTOTAL	53.25	12,734	170,263	12,734	169,421	4,479	60,156	4,479	59,856
6/19/2019	SKG								
GOLDEN PRINCESS	15.00	2,895	43,425	2,895	43,425	1100	16,500	1,100	16,500
RADIANCE OF THE SEAS	9.50	2,334	22,173	2,334	23,340	858	8,151	858	8,580
NORWEGIAN JOY	10.00	4,182	41,820	4,182	41,820	1821	18,210	1,821	18,210

A Review of 2019 Cruise Ship Presence in Skagway, Alaska

Skagway	2019 SE ALASKA CRUISE SHIP SEASON						SCENARIO: MAXIMUM						
	Cruise Ships			Passengers			Crew			Crew			
Ship	In-port Hours	Aboard Estimate	Aboard Hours	Ashore Estimate	Ashore Hours	Aboard Crew	Ashore Hours	Aboard Hours	Ashore Estimate	Ashore Hours	Aboard Hours	Ashore Estimate	Ashore Hours
NORWEGIAN BLISS	13.25	4,404	58,353	4,404	57,252	1716	22,737	1,716	22,308				
AMERICAN CONSTELLATION	16.00	193	3,088	193	3,088	43	688	43	688				
<b>SUBTOTAL</b>	<b>63.75</b>	<b>14,008</b>	<b>168,859</b>	<b>14,008</b>	<b>168,925</b>	<b>5,538</b>	<b>66,286</b>	<b>5,538</b>	<b>66,286</b>				
6/20/2019 SKG													
AMERICAN CONSTELLATION	5.00	193	965	193	965	43	215	43	215				
GRAND PRINCESS	15.00	2,862	42,930	2,862	42,930	1150	17,250	1,150	17,250				
STAR PRINCESS	10.00	2,856	28,560	2,856	28,560	1100	11,000	1,100	11,000				
WESTERDAM	14.00	2,165	30,310	2,165	30,310	817	11,438	817	11,438				
DISNEY WONDER	12.50	1,929	24,113	1,929	25,077	947	11,838	947	12,311				
<b>SUBTOTAL</b>	<b>56.50</b>	<b>10,005</b>	<b>126,878</b>	<b>10,005</b>	<b>127,842</b>	<b>4,057</b>	<b>51,741</b>	<b>4,057</b>	<b>52,214</b>				
6/21/2019 SKG													
CARNIVAL LEGEND	14.00	2,336	32,704	2,336	32,704	961	13,454	961	13,454				
VIKING ORION	10.00	1,023	10,230	1,023	10,230	465	4,650	465	4,650				
NORWEGIAN JEWEL	12.00	2,627	31,524	2,627	31,524	1100	13,200	1,100	13,200				
<b>SUBTOTAL</b>	<b>36.00</b>	<b>5,986</b>	<b>74,458</b>	<b>5,986</b>	<b>74,458</b>	<b>2,526</b>	<b>31,304</b>	<b>2,526</b>	<b>31,304</b>				
6/22/2019 SKG													
CORAL PRINCESS	13.50	2,200	29,700	2,200	30,800	895	12,083	895	12,530				
VOLENDAM	14.00	1,575	22,050	1,575	22,050	647	9,058	647	9,058				
<b>SUBTOTAL</b>	<b>27.50</b>	<b>3,775</b>	<b>51,750</b>	<b>3,775</b>	<b>52,850</b>	<b>1,542</b>	<b>21,141</b>	<b>1,542</b>	<b>21,588</b>				

A Review of 2019 Cruise Ship Presence in Skagway, Alaska

Skagway	2019 SE ALASKA CRUISE SHIP SEASON				SCENARIO: MAXIMUM					
	Cruise Ships	Passengers	Crew							
	Ship	In-port Hours	Aboard Estimate	Aboard Hours	Ashore Estimate	Ashore Hours	Aboard Crew	Aboard Hours	Ashore Estimate	Ashore Hours
6/23/2019	SKG									
	AMERICAN CONSTELLATION	19.00	193	3,667	193	3,667	43	817	43	817
	ISLAND PRINCESS	14.50	2,435	35,308	2,435	36,525	900	13,050	900	13,500
	SEVEN SEAS MARINER	8.00	779	6,232	779	6,232	440	3,520	440	3,520
	REGATTA	10.00	768	7,680	768	7,680	372	3,720	372	3,720
	<b>SUBTOTAL</b>	<b>51.50</b>	<b>4,175</b>	<b>52,887</b>	<b>4,175</b>	<b>54,104</b>	<b>1,755</b>	<b>21,107</b>	<b>1,755</b>	<b>21,557</b>
6/24/2019	SKG									
	AMERICAN CONSTELLATION	5.00	193	965	193	965	43	215	43	215
	QUEEN ELIZABETH	13.00	2,285	29,705	2,285	29,705	900	11,700	900	11,700
	Ovation of the Seas	13.50	4,578	61,803	4,578	64,092	1300	17,550	1,300	18,200
	RADIANCE OF THE SEAS	13.50	2,334	31,509	2,334	32,676	858	11,583	858	12,012
	<b>SUBTOTAL</b>	<b>45.00</b>	<b>9,390</b>	<b>123,982</b>	<b>9,390</b>	<b>127,438</b>	<b>3,101</b>	<b>41,048</b>	<b>3,101</b>	<b>42,127</b>
6/25/2019	SKG									
	GOLDEN PRINCESS	15.00	2,895	43,425	2,895	43,425	1100	16,500	1,100	16,500
	SOLSTICE	11.00	3,135	34,485	3,135	34,485	1000	11,000	1,000	11,000
	RUBY PRINCESS	13.25	3,366	44,600	3,366	43,758	1200	15,900	1,200	15,600
	NIEUW AMSTERDAM	14.00	2,317	32,438	2,317	32,438	929	13,006	929	13,006
	<b>SUBTOTAL</b>	<b>53.25</b>	<b>11,713</b>	<b>154,948</b>	<b>11,713</b>	<b>154,106</b>	<b>4,229</b>	<b>56,406</b>	<b>4,229</b>	<b>56,106</b>

# A Review of 2019 Cruise Ship Presence in Skagway, Alaska

Skagway	2019 SE ALASKA CRUISE SHIP SEASON				SCENARIO: MAXIMUM					
	Cruise Ships	Passengers	Crew							
	Ship	In-port Hours	Aboard Estimate	Aboard Hours	Ashore Estimate	Ashore Hours	Aboard Crew	Aboard Hours	Ashore Estimate	Ashore Hours
6/26/2019	SKG									
	ROYAL PRINCESS	14.50	3,916	56,782	3,916	58,740	1350	19,575	1,350	20,250
	MILLENNIUM	9.00	2,374	21,366	2,374	21,366	997	8,973	997	8,973
	NORWEGIAN BLISS	13.25	4,404	58,353	4,404	57,252	1716	22,737	1,716	22,308
	<b>SUBTOTAL</b>	<b>36.75</b>	<b>10,694</b>	<b>136,501</b>	<b>10,694</b>	<b>137,358</b>	<b>4,063</b>	<b>51,285</b>	<b>4,063</b>	<b>51,531</b>
6/27/2019	SKG									
	STAR PRINCESS	10.50	2,856	29,988	2,856	31,416	1100	11,550	1,100	12,100
	AZAMARA QUEST	10.00	781	7,810	781	7,810	408	4,080	408	4,080
	NOORDAM	14.00	2,169	30,366	2,169	30,366	820	11,480	820	11,480
	DISNEY WONDER	12.50	1,929	24,113	1,929	25,077	947	11,838	947	12,311
	BARANOF DREAM	7.00	41	287	41	287	19	133	19	133
	<b>SUBTOTAL</b>	<b>54.00</b>	<b>7,776</b>	<b>92,564</b>	<b>7,776</b>	<b>94,956</b>	<b>3,294</b>	<b>39,081</b>	<b>3,294</b>	<b>40,104</b>
6/28/2019	SKG									
	NORWEGIAN JEWEL	10.00	2,627	26,270	2,627	26,270	1100	11,000	1,100	11,000
	CRYSTAL SYMPHONY	12.00	994	11,928	994	11,928	530	6,360	530	6,360
	CARNIVAL LEGEND	14.00	2,336	32,704	2,336	32,704	961	13,454	961	13,454
	<b>SUBTOTAL</b>	<b>36.00</b>	<b>5,957</b>	<b>70,902</b>	<b>5,957</b>	<b>70,902</b>	<b>2,591</b>	<b>30,814</b>	<b>2,591</b>	<b>30,814</b>
6/29/2019	SKG									
	ISLAND PRINCESS	14.50	2,435	35,308	2,435	36,525	900	13,050	900	13,500

A Review of 2019 Cruise Ship Presence in Skagway, Alaska

Skagway	2019 SE ALASKA CRUISE SHIP SEASON						SCENARIO: MAXIMUM						
	Cruise Ships			Passengers			Crew			Crew			
Ship	In-port Hours	Aboard Estimate	Aboard Hours	Ashore Estimate	Ashore Hours	Aboard Crew	Ashore Hours	Aboard Hours	Ashore Estimate	Ashore Hours	Aboard Hours	Ashore Estimate	Ashore Hours
GRAND PRINCESS	13.75	2,862	39,353	2,862	40,068	1150	15,813	1,150	16,100				
ASUKA II	10.00	959	9,590	959	9,590	545	5,450	545	5,450				
VOLENDAM	14.00	1,575	22,050	1,575	22,050	647	9,058	647	9,058				
<b>SUBTOTAL</b>	<b>52.25</b>	<b>7,831</b>	<b>106,301</b>	<b>7,831</b>	<b>108,233</b>	<b>3,242</b>	<b>43,371</b>	<b>3,242</b>	<b>44,108</b>				
6/30/2019	SKG												
CORAL PRINCESS	14.00	2,200	30,800	2,200	30,800	895	12,530	895	12,530				
SEVEN SEAS MARINER	10.00	779	7,790	779	7,790	440	4,400	440	4,400				
VIKING ORION	10.00	1,023	10,230	1,023	10,230	465	4,650	465	4,650				
<b>SUBTOTAL</b>	<b>34.00</b>	<b>4,002</b>	<b>48,820</b>	<b>4,002</b>	<b>48,820</b>	<b>1,800</b>	<b>21,580</b>	<b>1,800</b>	<b>21,580</b>				
7/1/2019	SKG												
MILLENNIUM	13.50	2,374	32,049	2,374	33,236	997	13,460	997	13,958				
OVATION OF THE SEAS	13.50	4,578	61,803	4,578	64,092	1300	17,550	1300	18,200				
SILVER MUSE	9.50	656	6,232	656	6,560	408	3,876	408	4,080				
AMERICAN CONSTELLATION	9.00	193	1,737	193	1,737	43	387	43	387				
<b>SUBTOTAL</b>	<b>45.50</b>	<b>7,801</b>	<b>101,821</b>	<b>7,801</b>	<b>105,625</b>	<b>2,748</b>	<b>35,273</b>	<b>2,748</b>	<b>36,625</b>				
7/2/2019	SKG												
ROYAL PRINCESS	15.00	3,916	58,740	3,916	58,740	1350	20,250	1350	20,250				
SOLSTICE	11.00	3,135	34,485	3,135	34,485	1000	11,000	1000	11,000				
RUBY PRINCESS	13.25	3,366	44,600	3,366	43,758	1200	15,900	1200	15,600				
NIEUW AMSTERDAM	14.00	2,317	32,438	2,317	32,438	929	13,006	929	13,006				



A Review of 2019 Cruise Ship Presence in Skagway, Alaska

Skagway	2019 SE ALASKA CRUISE SHIP SEASON				SCENARIO: MAXIMUM				
	Cruise Ships	Passengers		Crew		Passengers		Crew	
Ship	In-port Hours	Aboard Estimate	Aboard Hours	Ashore Estimate	Ashore Hours	Aboard Crew	Aboard Hours	Ashore Estimate	Ashore Hours
ALASKAN DREAM	5.50	44	242	44	264	18	99	18	108
<b>SUBTOTAL</b>	<b>58.75</b>	<b>12,778</b>	<b>170,505</b>	<b>12,778</b>	<b>169,685</b>	<b>4,497</b>	<b>60,255</b>	<b>4,497</b>	<b>59,964</b>
7/3/2019	SKG								
GOLDEN PRINCESS	15.00	2,895	43,425	2,895	43,425	1100	16,500	1,100	16,500
RADIANCE OF THE SEAS	9.50	2,334	22,173	2,334	23,340	858	8,151	858	8,580
NORWEGIAN JOY	10.00	4,182	41,820	4,182	41,820	1821	18,210	1,821	18,210
NORWEGIAN BLISS	13.25	4,404	58,353	4,404	57,252	1716	22,737	1,716	22,308
<b>SUBTOTAL</b>	<b>47.75</b>	<b>13,815</b>	<b>165,771</b>	<b>13,815</b>	<b>165,837</b>	<b>5,495</b>	<b>65,598</b>	<b>5,495</b>	<b>65,598</b>
7/4/2019	SKG								
STAR PRINCESS	10.00	2,856	28,560	2,856	28,560	1100	11,000	1,100	11,000
WESTERDAM	14.00	2,165	30,310	2,165	30,310	817	11,438	817	11,438
DISNEY WONDER	12.50	1,929	24,113	1,929	25,077	947	11,838	947	12,311
REGATTA	10.50	768	8,064	768	8,448	372	3,906	372	4,092
<b>SUBTOTAL</b>	<b>47.00</b>	<b>7,718</b>	<b>91,047</b>	<b>7,718</b>	<b>92,395</b>	<b>3,236</b>	<b>38,182</b>	<b>3,236</b>	<b>38,841</b>
7/5/2019	SKG								
SUN PRINCESS	13.50	2,218	29,943	2,218	31,052	924	12,474	924	12,936
CARNIVAL LEGEND	14.00	2,336	32,704	2,336	32,704	961	13,454	961	13,454
AMSTERDAM	9.00	1,518	13,662	1,518	13,662	647	5,823	647	5,823
NORWEGIAN JEWEL	12.00	2,627	31,524	2,627	31,524	1100	13,200	1,100	13,200
<b>SUBTOTAL</b>	<b>48.50</b>	<b>8,699</b>	<b>107,833</b>	<b>8,699</b>	<b>108,942</b>	<b>3,632</b>	<b>44,951</b>	<b>3,632</b>	<b>45,413</b>

A Review of 2019 Cruise Ship Presence in Skagway, Alaska

Skagway	2019 SE ALASKA CRUISE SHIP SEASON				SCENARIO: MAXIMUM					
	Cruise Ships	Passengers		Crew		Passengers		Crew		
	Ship	In-port Hours	Aboard Estimate	Aboard Hours	Ashore Estimate	Ashore Hours	Aboard Crew	Aboard Hours	Ashore Estimate	Ashore Hours
7/6/2019	SKG									
	CORAL PRINCESS	13.50	2,200	29,700	2,200	30,800	895	12,083	895	12,530
	VOLENDAM	14.00	1,575	22,050	1,575	22,050	647	9,058	647	9,058
	<b>SUBTOTAL</b>	<b>27.50</b>	<b>3,775</b>	<b>51,750</b>	<b>3,775</b>	<b>52,850</b>	<b>1,542</b>	<b>21,141</b>	<b>1,542</b>	<b>21,588</b>
7/7/2019	SKG									
	ISLAND PRINCESS	14.50	2,435	35,308	2,435	36,525	900	13,050	900	13,500
	SEVEN SEAS MARINER	10.00	779	7,790	779	7,790	440	4,400	440	4,400
	SILVER MUSE	9.00	656	5,904	656	5,904	408	3,672	408	3,672
	<b>SUBTOTAL</b>	<b>33.50</b>	<b>3,870</b>	<b>49,002</b>	<b>3,870</b>	<b>50,219</b>	<b>1,748</b>	<b>21,122</b>	<b>1,748</b>	<b>21,572</b>
7/8/2019	SKG									
	AZAMARA QUEST	10.00	781	7,810	781	7,810	408	4,080	408	4,080
	Ovation of the Seas	13.50	4,578	61,803	4,578	64,092	1300	17,550	1,300	18,200
	Radiance of the Seas	13.50	2,334	31,509	2,334	32,676	858	11,583	858	12,012
	AMERICAN CONSTELLATION	9.00	193	1,737	193	1,737	43	387	43	387
	<b>SUBTOTAL</b>	<b>46.00</b>	<b>7,886</b>	<b>102,859</b>	<b>7,886</b>	<b>106,315</b>	<b>2,609</b>	<b>33,600</b>	<b>2,609</b>	<b>34,679</b>
7/9/2019	SKG									
	GOLDEN PRINCESS	15.00	2,895	43,425	2,895	43,425	1100	16,500	1,100	16,500
	SOLSTICE	11.00	3,135	34,485	3,135	34,485	1000	11,000	1,000	11,000
	RUBY PRINCESS	13.25	3,366	44,600	3,366	43,758	1200	15,900	1,200	15,600

A Review of 2019 Cruise Ship Presence in Skagway, Alaska

Skagway	2019 SE ALASKA CRUISE SHIP SEASON				SCENARIO: MAXIMUM					
	Cruise Ships	Passengers	Crew							
	Ship	In-port Hours	Aboard Estimate	Aboard Hours	Ashore Estimate	Ashore Hours	Aboard Crew	Aboard Hours	Ashore Estimate	Ashore Hours
	NIEUW AMSTERDAM	14.00	2,317	32,438	2,317	32,438	929	13,006	929	13,006
	<b>SUBTOTAL</b>	<b>53.25</b>	<b>11,713</b>	<b>154,948</b>	<b>11,713</b>	<b>154,106</b>	<b>4,229</b>	<b>56,406</b>	<b>4,229</b>	<b>56,106</b>
7/10/2019	SKG									
	ROYAL PRINCESS	14.50	3,916	56,782	3,916	58,740	1350	19,575	1,350	20,250
	MILLENNIUM	9.00	2,374	21,366	2,374	21,366	997	8,973	997	8,973
	CRYSTAL SYMPHONY	9.50	994	9,443	994	9,940	530	5,035	530	5,300
	NORWEGIAN BLISS	13.25	4,404	58,353	4,404	57,252	1716	22,737	1,716	22,308
	<b>SUBTOTAL</b>	<b>46.25</b>	<b>11,688</b>	<b>145,944</b>	<b>11,688</b>	<b>147,298</b>	<b>4,593</b>	<b>56,320</b>	<b>4,593</b>	<b>56,831</b>
7/11/2019	SKG									
	STAR PRINCESS	10.00	2,856	28,560	2,856	28,560	1100	11,000	1,100	11,000
	NOORDAM	14.00	2,169	30,366	2,169	30,366	820	11,480	820	11,480
	VIKING ORION	10.00	1,023	10,230	1,023	10,230	465	4,650	465	4,650
	BARANOF DREAM	8.00	41	328	41	328	19	152	19	152
	<b>SUBTOTAL</b>	<b>42.00</b>	<b>6,089</b>	<b>69,484</b>	<b>6,089</b>	<b>69,484</b>	<b>2,404</b>	<b>27,282</b>	<b>2,404</b>	<b>27,282</b>
7/12/2019	SKG									
	NORWEGIAN JEWEL	10.00	2,627	26,270	2,627	26,270	1100	11,000	1,100	11,000
	CARNIVAL LEGEND	14.00	2,336	32,704	2,336	32,704	961	13,454	961	13,454
	AMSTERDAM	9.00	1,518	13,662	1,518	13,662	647	5,823	647	5,823
	<b>SUBTOTAL</b>	<b>33.00</b>	<b>6,481</b>	<b>72,636</b>	<b>6,481</b>	<b>72,636</b>	<b>2,708</b>	<b>30,277</b>	<b>2,708</b>	<b>30,277</b>

A Review of 2019 Cruise Ship Presence in Skagway, Alaska

Skagway	2019 SE ALASKA CRUISE SHIP SEASON				SCENARIO: MAXIMUM				
	Cruise Ships	Passengers	Crew						
Ship	In-port Hours	Aboard Estimate	Aboard Hours	Ashore Estimate	Ashore Hours	Aboard Crew	Aboard Hours	Ashore Estimate	Ashore Hours
7/13/2019	SKG								
	ISLAND PRINCESS	13.50	2,435	32,873	2,435	900	12,150	900	12,600
	VOLENDAM	14.00	1,575	22,050	1,575	647	9,058	647	9,058
	<b>SUBTOTAL</b>	<b>27.50</b>	<b>4,010</b>	<b>54,923</b>	<b>4,010</b>	<b>1,547</b>	<b>21,208</b>	<b>1,547</b>	<b>21,658</b>
7/14/2019	SKG								
	AMERICAN CONSTELLATION	19.00	193	3,667	193	43	817	43	817
	CORAL PRINCESS	14.00	2,200	30,800	2,200	895	12,530	895	12,530
	CRYSTAL SYMPHONY	10.00	994	9,940	994	530	5,300	530	5,300
	<b>SUBTOTAL</b>	<b>43.00</b>	<b>3,387</b>	<b>44,407</b>	<b>3,387</b>	<b>1,468</b>	<b>18,647</b>	<b>1,468</b>	<b>18,647</b>
7/15/2019	SKG								
	AMERICAN CONSTELLATION	5.00	193	965	193	43	215	43	215
	MILLENNIUM	13.50	2,374	32,049	2,374	997	13,460	997	13,958
	OVATION OF THE SEAS	13.50	4,578	61,803	4,578	1,300	17,550	1,300	18,200
	SILVER MUSE	9.50	656	6,232	656	408	3,876	408	4,080
	<b>SUBTOTAL</b>	<b>41.50</b>	<b>7,801</b>	<b>101,049</b>	<b>7,801</b>	<b>2,748</b>	<b>35,101</b>	<b>2,748</b>	<b>36,453</b>
7/16/2019	SKG								
	ROYAL PRINCESS	15.00	3,916	58,740	3,916	1,350	20,250	1,350	20,250
	SOLSTICE	11.00	3,135	34,485	3,135	1,000	11,000	1,000	11,000
	RUBY PRINCESS	13.25	3,366	44,600	3,366	1,200	15,900	1,200	15,600

A Review of 2019 Cruise Ship Presence in Skagway, Alaska

Skagway	2019 SE ALASKA CRUISE SHIP SEASON						SCENARIO: MAXIMUM						
	Cruise Ships			Passengers			Crew			Crew			
Ship	In-port Hours	Aboard Estimate	Aboard Hours	Ashore Estimate	Ashore Hours	Aboard Crew	Ashore Hours	Aboard Hours	Ashore Estimate	Ashore Hours	Aboard Hours	Ashore Estimate	Ashore Hours
NIEUW AMSTERDAM	14.00	2,317	32,438	2,317	32,438	929	32,438	13,006	929	13,006	929	929	13,006
<b>SUBTOTAL</b>	<b>53.25</b>	<b>12,734</b>	<b>170,263</b>	<b>12,734</b>	<b>169,421</b>	<b>4,479</b>	<b>169,421</b>	<b>60,156</b>	<b>4,479</b>	<b>60,156</b>	<b>4,479</b>	<b>4,479</b>	<b>59,856</b>
7/17/2019	SKG												
GOLDEN PRINCESS	15.00	2,895	43,425	2,895	43,425	1100	43,425	16,500	1,100	16,500	1,100	1,100	16,500
RADIANCE OF THE SEAS	9.50	2,334	22,173	2,334	23,340	858	23,340	8,151	858	8,151	858	858	8,580
NORWEGIAN JOY	10.00	4,182	41,820	4,182	41,820	1821	41,820	18,210	1,821	18,210	1,821	1,821	18,210
NORWEGIAN BLISS	13.25	4,404	58,353	4,404	57,252	1716	57,252	22,737	1,716	22,737	1,716	1,716	22,308
<b>SUBTOTAL</b>	<b>47.75</b>	<b>13,815</b>	<b>165,771</b>	<b>13,815</b>	<b>165,837</b>	<b>5,495</b>	<b>165,837</b>	<b>65,598</b>	<b>5,495</b>	<b>65,598</b>	<b>5,495</b>	<b>5,495</b>	<b>65,598</b>
7/18/2019	SKG												
STAR PRINCESS	10.00	2,856	28,560	2,856	28,560	1100	28,560	11,000	1,100	11,000	1,100	1,100	11,000
WESTERDAM	14.00	2,165	30,310	2,165	30,310	817	30,310	11,438	817	11,438	817	817	11,438
SEVEN SEAS MARINER	10.00	779	7,790	779	7,790	440	7,790	4,400	440	4,400	440	440	4,400
<b>SUBTOTAL</b>	<b>34.00</b>	<b>5,800</b>	<b>66,660</b>	<b>5,800</b>	<b>66,660</b>	<b>2,357</b>	<b>66,660</b>	<b>26,838</b>	<b>2,357</b>	<b>26,838</b>	<b>2,357</b>	<b>2,357</b>	<b>26,838</b>
7/19/2019	SKG												
GRAND PRINCESS	13.50	2,862	38,637	2,862	40,068	1150	40,068	15,525	1,150	15,525	1,150	1,150	16,100
CARNIVAL LEGEND	14.00	2,336	32,704	2,336	32,704	961	32,704	13,454	961	13,454	961	961	13,454
NORWEGIAN JEWEL	12.00	2,627	31,524	2,627	31,524	1100	31,524	13,200	1,100	13,200	1,100	1,100	13,200
<b>SUBTOTAL</b>	<b>39.50</b>	<b>7,825</b>	<b>102,865</b>	<b>7,825</b>	<b>104,296</b>	<b>3,211</b>	<b>104,296</b>	<b>42,179</b>	<b>3,211</b>	<b>42,179</b>	<b>3,211</b>	<b>3,211</b>	<b>42,754</b>

# A Review of 2019 Cruise Ship Presence in Skagway, Alaska

Skagway	2019 SE ALASKA CRUISE SHIP SEASON						SCENARIO: MAXIMUM					
	Cruise Ships			Passengers			Crew			Crew		
	Ship	In-port Hours	Aboard Estimate	Aboard Hours	Ashore Estimate	Ashore Hours	Aboard Crew	Ashore Hours	Aboard Hours	Ashore Estimate	Ashore Hours	
7/20/2019	SKG											
	CORAL PRINCESS	13.50	2,200	29,700	2,200	30,800	895	12,083	895	12,530		
	VOLENDAM	14.00	1,575	22,050	1,575	22,050	647	9,058	647	9,058		
	VIKING ORION	10.00	1,023	10,230	1,023	10,230	465	4,650	465	4,650		
	REGATTA	14.00	768	10,752	768	10,752	372	5,208	372	5,208		
	<b>SUBTOTAL</b>	<b>51.50</b>	<b>5,566</b>	<b>72,732</b>	<b>5,566</b>	<b>73,832</b>	<b>2,379</b>	<b>30,999</b>	<b>2,379</b>	<b>31,446</b>		
7/21/2019	SKG											
	AMERICAN CONSTELLATION	19.00	193	3,667	193	3,667	43	817	43	817		
	LE SOLEAL	13.00	246	3,198	246	3,198	139	1,807	139	1,807		
	ISLAND PRINCESS	14.50	2,435	35,308	2,435	36,525	900	13,050	900	13,500		
	SILVER MUSE	9.00	656	5,904	656	5,904	408	3,672	408	3,672		
	<b>SUBTOTAL</b>	<b>55.50</b>	<b>3,530</b>	<b>48,077</b>	<b>3,530</b>	<b>49,294</b>	<b>1,490</b>	<b>19,346</b>	<b>1,490</b>	<b>19,796</b>		
7/22/2019	SKG											
	AMERICAN CONSTELLATION	5.00	193	965	193	965	43	215	43	215		
	OYATION OF THE SEAS	13.50	4,578	61,803	4,578	64,092	1300	17,550	1,300	18,200		
	RADIANCE OF THE SEAS	13.50	2,334	31,509	2,334	32,676	858	11,583	858	12,012		
	<b>SUBTOTAL</b>	<b>32.00</b>	<b>7,105</b>	<b>94,277</b>	<b>7,105</b>	<b>97,733</b>	<b>2,201</b>	<b>29,348</b>	<b>2,201</b>	<b>30,427</b>		
7/23/2019	SKG											
	GOLDEN PRINCESS	15.00	2,895	43,425	2,895	43,425	1100	16,500	1,100	16,500		

A Review of 2019 Cruise Ship Presence in Skagway, Alaska

Skagway	2019 SE ALASKA CRUISE SHIP SEASON						SCENARIO: MAXIMUM					
	Cruise Ships			Passengers			Crew			Crew		
Ship	In-port Hours	Aboard Estimate	Aboard Hours	Ashore Estimate	Ashore Hours	Aboard Crew	Aboard Hours	Ashore Estimate	Ashore Hours	Aboard Hours	Ashore Estimate	Ashore Hours
SOLSTICE	11.00	3,135	34,485	3,135	34,485	1000	11,000	1,000	11,000	1,000	1,000	11,000
RUBY PRINCESS	13.25	3,366	44,600	3,366	43,758	1200	15,900	1,200	15,600	1,200	1,200	15,600
NIEUW AMSTERDAM	14.00	2,317	32,438	2,317	32,438	929	13,006	929	13,006	929	929	13,006
<b>SUBTOTAL</b>	<b>53.25</b>	<b>11,713</b>	<b>154,948</b>	<b>11,713</b>	<b>154,106</b>	<b>4,229</b>	<b>56,406</b>	<b>4,229</b>	<b>56,106</b>	<b>4,229</b>	<b>4,229</b>	<b>56,106</b>
7/24/2019	SKG											
ROYAL PRINCESS	14.50	3,916	56,782	3,916	58,740	1350	19,575	1,350	20,250	1,350	1,350	20,250
MILLENNIUM	9.00	2,374	21,366	2,374	21,366	997	8,973	997	8,973	997	997	8,973
NORWEGIAN BLISS	13.25	4,404	58,353	4,404	57,252	1716	22,737	1,716	22,308	1,716	1,716	22,308
<b>SUBTOTAL</b>	<b>36.75</b>	<b>10,694</b>	<b>136,501</b>	<b>10,694</b>	<b>137,358</b>	<b>4,063</b>	<b>51,285</b>	<b>4,063</b>	<b>51,531</b>	<b>4,063</b>	<b>4,063</b>	<b>51,531</b>
7/25/2019	SKG											
STAR PRINCESS	10.50	2,856	29,988	2,856	31,416	1100	11,550	1,100	12,100	1,100	1,100	12,100
AZAMARA QUEST	9.00	781	7,029	781	7,029	408	3,672	408	3,672	408	408	3,672
NOORDAM	14.00	2,169	30,366	2,169	30,366	820	11,480	820	11,480	820	820	11,480
DISNEY WONDER	12.50	1,929	24,113	1,929	25,077	947	11,838	947	12,311	947	947	12,311
<b>SUBTOTAL</b>	<b>46.00</b>	<b>7,735</b>	<b>91,496</b>	<b>7,735</b>	<b>93,888</b>	<b>3,275</b>	<b>38,540</b>	<b>3,275</b>	<b>39,563</b>	<b>3,275</b>	<b>3,275</b>	<b>39,563</b>
7/26/2019	SKG											
NORWEGIAN JEWEL	10.00	2,627	26,270	2,627	26,270	1100	11,000	1,100	11,000	1,100	1,100	11,000
CARNIVAL LEGEND	14.00	2,336	32,704	2,336	32,704	961	13,454	961	13,454	961	961	13,454
<b>SUBTOTAL</b>	<b>24.00</b>	<b>4,963</b>	<b>58,974</b>	<b>4,963</b>	<b>58,974</b>	<b>2,061</b>	<b>24,454</b>	<b>2,061</b>	<b>24,454</b>	<b>2,061</b>	<b>2,061</b>	<b>24,454</b>

A Review of 2019 Cruise Ship Presence in Skagway, Alaska

Skagway	2019 SE ALASKA CRUISE SHIP SEASON				SCENARIO: MAXIMUM					
	Cruise Ships	Passengers		Crew		Passengers		Crew		
	Ship	In-port Hours	Aboard Estimate	Aboard Hours	Ashore Estimate	Ashore Hours	Aboard Crew	Aboard Hours	Ashore Estimate	Ashore Hours
7/27/2019	SKG									
	CRYSTAL SYMPHONY	8.50	994	8,449	994	8,946	530	4,505	530	4,770
	ISLAND PRINCESS	13.50	2,435	32,873	2,435	34,090	900	12,150	900	12,600
	VOLENDAM	14.00	1,575	22,050	1,575	22,050	647	9,058	647	9,058
	<b>SUBTOTAL</b>	<b>36.00</b>	<b>5,004</b>	<b>63,372</b>	<b>5,004</b>	<b>65,086</b>	<b>2,077</b>	<b>25,713</b>	<b>2,077</b>	<b>26,428</b>
7/28/2019	SKG									
	CORAL PRINCESS	14.00	2,200	30,800	2,200	30,800	895	12,530	895	12,530
	SEVEN SEAS MARINER	10.00	779	7,790	779	7,790	440	4,400	440	4,400
	<b>SUBTOTAL</b>	<b>24.00</b>	<b>2,979</b>	<b>38,590</b>	<b>2,979</b>	<b>38,590</b>	<b>1,335</b>	<b>16,930</b>	<b>1,335</b>	<b>16,930</b>
7/29/2019	SKG									
	MILLENNIUM	13.50	2,374	32,049	2,374	33,236	997	13,460	997	13,958
	Ovation of the Seas	13.50	4,578	61,803	4,578	64,092	1300	17,550	1,300	18,200
	SILVER MUSE	9.50	656	6,232	656	6,560	408	3,876	408	4,080
	VIKING ORION	10.00	1,023	10,230	1,023	10,230	465	4,650	465	4,650
	AMERICAN CONSTELLATION	9.00	193	1,737	193	1,737	43	387	43	387
	<b>SUBTOTAL</b>	<b>55.50</b>	<b>8,824</b>	<b>112,051</b>	<b>8,824</b>	<b>115,855</b>	<b>3,213</b>	<b>39,923</b>	<b>3,213</b>	<b>41,275</b>
7/30/2019	SKG									
	ROYAL PRINCESS	15.00	3,916	58,740	3,916	58,740	1350	20,250	1,350	20,250
	SOLSTICE	11.00	3,135	34,485	3,135	34,485	1000	11,000	1,000	11,000



A Review of 2019 Cruise Ship Presence in Skagway, Alaska

Skagway	2019 SE ALASKA CRUISE SHIP SEASON						SCENARIO: MAXIMUM					
	Cruise Ships			Passengers			Crew			Crew		
Ship	In-port Hours	Aboard Estimate	Aboard Hours	Ashore Estimate	Ashore Hours	Aboard Crew	Aboard Hours	Ashore Estimate	Ashore Hours	Aboard Hours	Ashore Estimate	Ashore Hours
RUBY PRINCESS	13.25	3,366	44,600	3,366	43,758	1200	15,900	1,200	15,600			
NIEUW AMSTERDAM	14.00	2,317	32,438	2,317	32,438	929	13,006	929	13,006			
<b>SUBTOTAL</b>	<b>53.25</b>	<b>12,734</b>	<b>170,263</b>	<b>12,734</b>	<b>169,421</b>	<b>4,479</b>	<b>60,156</b>	<b>4,479</b>	<b>59,856</b>			
7/31/2019 SKG												
GOLDEN PRINCESS	15.00	2,895	43,425	2,895	43,425	1100	16,500	1,100	16,500			
RADIANCE OF THE SEAS	9.50	2,334	22,173	2,334	23,340	858	8,151	858	8,580			
NORWEGIAN JOY	10.00	4,182	41,820	4,182	41,820	1821	18,210	1,821	18,210			
NORWEGIAN BLISS	13.25	4,404	58,353	4,404	57,252	1716	22,737	1,716	22,308			
BARANOF DREAM	8.00	41	328	41	328	19	152	19	152			
<b>SUBTOTAL</b>	<b>55.75</b>	<b>13,856</b>	<b>166,099</b>	<b>13,856</b>	<b>166,165</b>	<b>5,514</b>	<b>65,750</b>	<b>5,514</b>	<b>65,750</b>			
8/1/2019 SKG												
STAR PRINCESS	10.50	2,856	29,988	2,856	31,416	1100	11,550	1,100	12,100			
REGATTA	9.00	768	6,912	768	6,912	372	3,348	372	3,348			
WESTERDAM	14.00	2,165	30,310	2,165	30,310	817	11,438	817	11,438			
DISNEY WONDER	12.50	1,929	24,113	1,929	25,077	947	11,838	947	12,311			
ALASKAN DREAM	5.00	44	220	44	220	18	90	18	90			
<b>SUBTOTAL</b>	<b>51.00</b>	<b>7,762</b>	<b>91,543</b>	<b>7,762</b>	<b>93,935</b>	<b>3,254</b>	<b>38,264</b>	<b>3,254</b>	<b>39,287</b>			
8/2/2019 SKG												
LE SOLEAL	13.00	246	3,198	246	3,198	139	1,807	139	1,807			
CRYSTAL SYMPHONY	11.00	994	10,934	994	10,934	530	5,830	530	5,830			

A Review of 2019 Cruise Ship Presence in Skagway, Alaska

Skagway	2019 SE ALASKA CRUISE SHIP SEASON						SCENARIO: MAXIMUM						
	Cruise Ships			Passengers			Crew			Crew			
Ship	In-port Hours	Aboard Estimate	Aboard Hours	Ashore Estimate	Ashore Hours	Aboard Crew	Ashore Hours	Aboard Hours	Ashore Estimate	Ashore Hours	Aboard Hours	Ashore Estimate	Ashore Hours
CARNIVAL LEGEND	14.00	2,336	32,704	2,336	32,704	961	13,454	961	13,454	961	13,454	961	13,454
NORWEGIAN JEWEL	12.00	2,627	31,524	2,627	31,524	1100	13,200	1100	13,200	1,100	13,200	1,100	13,200
<b>SUBTOTAL</b>	<b>50.00</b>	<b>6,203</b>	<b>78,360</b>	<b>6,203</b>	<b>78,360</b>	<b>2,730</b>	<b>34,291</b>	<b>2,730</b>	<b>34,291</b>	<b>2,730</b>	<b>34,291</b>	<b>2,730</b>	<b>34,291</b>
8/3/2019 SKG													
CORAL PRINCESS	13.50	2,200	29,700	2,200	30,800	895	12,083	895	12,083	895	12,530	895	12,530
VOLENDAM	14.00	1,575	22,050	1,575	22,050	647	9,058	647	9,058	647	9,058	647	9,058
AZAMARA QUEST	9.50	781	7,420	781	7,810	408	3,876	408	3,876	408	4,080	408	4,080
<b>SUBTOTAL</b>	<b>37.00</b>	<b>4,556</b>	<b>59,170</b>	<b>4,556</b>	<b>60,660</b>	<b>1,950</b>	<b>25,017</b>	<b>1,950</b>	<b>25,017</b>	<b>1,950</b>	<b>25,668</b>	<b>1,950</b>	<b>25,668</b>
8/4/2019 SKG													
LE SOLEAL	13.00	246	3,198	246	3,198	139	1,807	139	1,807	139	1,807	139	1,807
ISLAND PRINCESS	14.50	2,435	35,308	2,435	36,525	900	13,050	900	13,050	900	13,500	900	13,500
SEVEN SEAS MARINER	8.00	779	6,232	779	6,232	440	3,520	440	3,520	440	3,520	440	3,520
SILVER MUSE	9.00	656	5,904	656	5,904	408	3,672	408	3,672	408	3,672	408	3,672
<b>SUBTOTAL</b>	<b>44.50</b>	<b>4,116</b>	<b>50,642</b>	<b>4,116</b>	<b>51,859</b>	<b>1,887</b>	<b>22,049</b>	<b>1,887</b>	<b>22,049</b>	<b>1,887</b>	<b>22,499</b>	<b>1,887</b>	<b>22,499</b>
8/5/2019 SKG													
OVATION OF THE SEAS	13.50	4,578	61,803	4,578	64,092	1300	17,550	1300	17,550	1,300	18,200	1,300	18,200
RADIANCE OF THE SEAS	13.50	2,334	31,509	2,334	32,676	858	11,583	858	11,583	858	12,012	858	12,012
AMERICAN CONSTELLATION	9.00	193	1,737	193	1,737	43	387	43	387	43	387	43	387
<b>SUBTOTAL</b>	<b>36.00</b>	<b>7,105</b>	<b>95,049</b>	<b>7,105</b>	<b>98,505</b>	<b>2,201</b>	<b>29,520</b>	<b>2,201</b>	<b>29,520</b>	<b>2,201</b>	<b>30,599</b>	<b>2,201</b>	<b>30,599</b>

# A Review of 2019 Cruise Ship Presence in Skagway, Alaska

Skagway	2019 SE ALASKA CRUISE SHIP SEASON				SCENARIO: MAXIMUM				
	Cruise Ships	Passengers		Crew		Passengers		Crew	
	Ship	In-port Hours	Aboard Estimate	Aboard Hours	Ashore Estimate	Ashore Hours	Aboard Crew	Ashore Hours	Ashore Estimate
8/6/2019	SKG								
	GOLDEN PRINCESS	15.00	2,895	43,425	2,895	43,425	1100	16,500	1,100
	SOLSTICE	11.00	3,135	34,485	3,135	34,485	1000	11,000	1,000
	RUBY PRINCESS	13.25	3,366	44,600	3,366	43,758	1200	15,900	1,200
	NIEUW AMSTERDAM	14.00	2,317	32,438	2,317	32,438	929	13,006	929
	<b>SUBTOTAL</b>	<b>53.25</b>	<b>11,713</b>	<b>154,948</b>	<b>11,713</b>	<b>154,106</b>	<b>4,229</b>	<b>56,406</b>	<b>4,229</b>
8/7/2019	SKG								
	ROYAL PRINCESS	14.50	3,916	56,782	3,916	58,740	1350	19,575	1,350
	MILLENNIUM	9.00	2,374	21,366	2,374	21,366	997	8,973	997
	NORWEGIAN BLISS	13.25	4,404	58,353	4,404	57,252	1716	22,737	1,716
	<b>SUBTOTAL</b>	<b>36.75</b>	<b>10,694</b>	<b>136,501</b>	<b>10,694</b>	<b>137,358</b>	<b>4,063</b>	<b>51,285</b>	<b>4,063</b>
8/8/2019	SKG								
	STAR PRINCESS	10.00	2,856	28,560	2,856	28,560	1100	11,000	1,100
	NOORDAM	14.00	2,169	30,366	2,169	30,366	820	11,480	820
	DISNEY WONDER	12.50	1,929	24,113	1,929	25,077	947	11,838	947
	<b>SUBTOTAL</b>	<b>36.50</b>	<b>6,954</b>	<b>83,039</b>	<b>6,954</b>	<b>84,003</b>	<b>2,867</b>	<b>34,318</b>	<b>2,867</b>
8/9/2019	SKG								
	VIKING ORION	12.00	1,023	12,276	1,023	12,276	465	5,580	465
	NORWEGIAN JEWEL	10.00	2,627	26,270	2,627	26,270	1100	11,000	1,100

A Review of 2019 Cruise Ship Presence in Skagway, Alaska

Skagway	2019 SE ALASKA CRUISE SHIP SEASON						SCENARIO: MAXIMUM						
	Cruise Ships			Passengers			Crew			Crew			
Ship	In-port Hours	Aboard Estimate	Aboard Hours	Ashore Estimate	Ashore Hours	Aboard Crew	Ashore Hours	Aboard Hours	Ashore Estimate	Ashore Hours	Aboard Hours	Ashore Estimate	Ashore Hours
GRAND PRINCESS	13.50	2,862	38,637	2,862	40,068	1150	15,525	1,150	13,454	961	15,525	1,150	16,100
CARNIVAL LEGEND	14.00	2,336	32,704	2,336	32,704	961	13,454	961	13,454	961	13,454	961	13,454
<b>SUBTOTAL</b>	<b>49.50</b>	<b>8,848</b>	<b>109,887</b>	<b>8,848</b>	<b>111,318</b>	<b>3,676</b>	<b>45,559</b>	<b>3,676</b>	<b>45,559</b>	<b>3,676</b>	<b>45,559</b>	<b>3,676</b>	<b>46,134</b>
8/10/2019	SKG												
ISLAND PRINCESS	13.50	2,435	32,873	2,435	34,090	900	12,150	900	12,150	900	12,150	900	12,600
VOLENDAM	14.00	1,575	22,050	1,575	22,050	647	9,058	647	9,058	647	9,058	647	9,058
<b>SUBTOTAL</b>	<b>27.50</b>	<b>4,010</b>	<b>54,923</b>	<b>4,010</b>	<b>56,140</b>	<b>1,547</b>	<b>21,208</b>	<b>1,547</b>	<b>21,208</b>	<b>1,547</b>	<b>21,208</b>	<b>1,547</b>	<b>21,658</b>
8/11/2019	SKG												
AMERICAN CONSTELLATION	19.00	193	3,667	193	3,667	43	817	43	817	43	817	43	817
CORAL PRINCESS	14.00	2,200	30,800	2,200	30,800	895	12,530	895	12,530	895	12,530	895	12,530
SEVEN SEAS MARINER	10.00	779	7,790	779	7,790	440	4,400	440	4,400	440	4,400	440	4,400
<b>SUBTOTAL</b>	<b>43.00</b>	<b>3,172</b>	<b>42,257</b>	<b>3,172</b>	<b>42,257</b>	<b>1,378</b>	<b>17,747</b>	<b>1,378</b>	<b>17,747</b>	<b>1,378</b>	<b>17,747</b>	<b>1,378</b>	<b>17,747</b>
8/12/2019	SKG												
AMERICAN CONSTELLATION	5.00	193	965	193	965	43	215	43	215	43	215	43	215
MILLENNIUM	13.50	2,374	32,049	2,374	33,236	997	13,460	997	13,460	997	13,460	997	13,958
Ovation of the Seas	13.50	4,578	61,803	4,578	64,092	1300	17,550	1300	17,550	1300	17,550	1,300	18,200
SILVER MUSE	9.50	656	6,232	656	6,560	408	3,876	408	3,876	408	3,876	408	4,080
<b>SUBTOTAL</b>	<b>41.50</b>	<b>7,801</b>	<b>101,049</b>	<b>7,801</b>	<b>104,853</b>	<b>2,748</b>	<b>35,101</b>	<b>2,748</b>	<b>35,101</b>	<b>2,748</b>	<b>35,101</b>	<b>2,748</b>	<b>36,453</b>

# A Review of 2019 Cruise Ship Presence in Skagway, Alaska

Skagway	2019 SE ALASKA CRUISE SHIP SEASON				SCENARIO: MAXIMUM					
	Cruise Ships	Passengers	Crew		Passengers	Crew				
	Ship	In-port Hours	Aboard Estimate	Aboard Hours	Ashore Estimate	Ashore Hours	Aboard Crew	Aboard Hours	Ashore Estimate	Ashore Hours
8/13/2019	SKG									
	ROYAL PRINCESS	15.00	3,916	58,740	3,916	58,740	1350	20,250	1,350	20,250
	SOLSTICE	11.00	3,135	34,485	3,135	34,485	1000	11,000	1,000	11,000
	RUBY PRINCESS	13.25	3,366	44,600	3,366	43,758	1200	15,900	1,200	15,600
	NIEUW AMSTERDAM	14.00	2,317	32,438	2,317	32,438	929	13,006	929	13,006
	<b>SUBTOTAL</b>	<b>53.25</b>	<b>12,734</b>	<b>170,263</b>	<b>12,734</b>	<b>169,421</b>	<b>4,479</b>	<b>60,156</b>	<b>4,479</b>	<b>59,856</b>
8/14/2019	SKG									
	GOLDEN PRINCESS	15.00	2,895	43,425	2,895	43,425	1100	16,500	1,100	16,500
	RADIANCE OF THE SEAS	9.50	2,334	22,173	2,334	23,340	858	8,151	858	8,580
	NORWEGIAN JOY	10.00	4,182	41,820	4,182	41,820	1821	18,210	1,821	18,210
	NORWEGIAN BLISS	13.25	4,404	58,353	4,404	57,252	1716	22,737	1,716	22,308
	<b>SUBTOTAL</b>	<b>47.75</b>	<b>13,815</b>	<b>165,771</b>	<b>13,815</b>	<b>165,837</b>	<b>5,495</b>	<b>65,598</b>	<b>5,495</b>	<b>65,598</b>
8/15/2019	SKG									
	STAR PRINCESS	10.50	2,856	29,988	2,856	31,416	1100	11,550	1,100	12,100
	WESTERDAM	14.00	2,165	30,310	2,165	30,310	817	11,438	817	11,438
	DISNEY WONDER	12.50	1,929	24,113	1,929	25,077	947	11,838	947	12,311
	REGATTA	8.00	768	6,144	768	6,144	372	2,976	372	2,976
	<b>SUBTOTAL</b>	<b>45.00</b>	<b>7,718</b>	<b>90,555</b>	<b>7,718</b>	<b>92,947</b>	<b>3,236</b>	<b>37,802</b>	<b>3,236</b>	<b>38,825</b>

A Review of 2019 Cruise Ship Presence in Skagway, Alaska

Skagway	2019 SE ALASKA CRUISE SHIP SEASON				SCENARIO: MAXIMUM					
	Cruise Ships	Passengers	Crew		Passengers	Crew				
	Ship	In-port Hours	Aboard Estimate	Aboard Hours	Ashore Estimate	Ashore Hours	Aboard Crew	Aboard Hours	Ashore Estimate	Ashore Hours
8/16/2019	SKG									
	CARNIVAL LEGEND	14.00	2,336	32,704	2,336	32,704	961	13,454	961	13,454
	NORWEGIAN JEWEL	12.00	2,627	31,524	2,627	31,524	1100	13,200	1,100	13,200
	<b>SUBTOTAL</b>	<b>26.00</b>	<b>4,963</b>	<b>64,228</b>	<b>4,963</b>	<b>64,228</b>	<b>2,061</b>	<b>26,654</b>	<b>2,061</b>	<b>26,654</b>
8/17/2019	SKG									
	CORAL PRINCESS	13.50	2,200	29,700	2,200	30,800	895	12,083	895	12,530
	VOLENDAM	14.00	1,575	22,050	1,575	22,050	647	9,058	647	9,058
	<b>SUBTOTAL</b>	<b>27.50</b>	<b>3,775</b>	<b>51,750</b>	<b>3,775</b>	<b>52,850</b>	<b>1,542</b>	<b>21,141</b>	<b>1,542</b>	<b>21,588</b>
8/18/2019	SKG									
	AMERICAN CONSTELLATION	19.00	193	3,667	193	3,667	43	817	43	817
	ISLAND PRINCESS	14.00	2,435	34,090	2,435	34,090	900	12,600	900	12,600
	SEVEN SEAS MARINER	8.00	779	6,232	779	6,232	440	3,520	440	3,520
	SILVER MUSE	9.00	656	5,904	656	5,904	408	3,672	408	3,672
	<b>SUBTOTAL</b>	<b>50.00</b>	<b>4,063</b>	<b>49,893</b>	<b>4,063</b>	<b>49,893</b>	<b>1,791</b>	<b>20,609</b>	<b>1,791</b>	<b>20,609</b>
8/19/2019	SKG									
	AMERICAN CONSTELLATION	5.00	193	965	193	965	43	215	43	215
	GRAND PRINCESS	13.25	2,862	37,922	2,862	37,206	1150	15,238	1,150	14,950
	Ovation of the Seas	13.50	4,578	61,803	4,578	64,092	1300	17,550	1,300	18,200
	RADIANCE OF THE SEAS	13.50	2,334	31,509	2,334	32,676	858	11,583	858	12,012

A Review of 2019 Cruise Ship Presence in Skagway, Alaska

Skagway	2019 SE ALASKA CRUISE SHIP SEASON				SCENARIO: MAXIMUM				
	Cruise Ships	Passengers		Crew		Passengers		Crew	
Ship	In-port Hours	Aboard Estimate	Aboard Hours	Ashore Estimate	Ashore Hours	Aboard Crew	Aboard Hours	Ashore Estimate	Ashore Hours
<b>SUBTOTAL</b>	45.25	9,967	132,199	9,967	134,939	3,351	44,586	3,351	45,377
8/20/2019									
SKG									
GOLDEN PRINCESS	15.00	2,895	43,425	2,895	43,425	1,100	16,500	1,100	16,500
SOLSTICE	11.00	3,135	34,485	3,135	34,485	1,000	11,000	1,000	11,000
RUBY PRINCESS	13.25	3,366	44,600	3,366	43,758	1,200	15,900	1,200	15,600
NIEUW AMSTERDAM	14.00	2,317	32,438	2,317	32,438	929	13,006	929	13,006
<b>SUBTOTAL</b>	53.25	11,713	154,948	11,713	154,106	4,229	56,406	4,229	56,106
8/21/2019									
SKG									
ROYAL PRINCESS	14.50	3,916	56,782	3,916	58,740	1,350	19,575	1,350	20,250
MILLENNIUM	9.00	2,374	21,366	2,374	21,366	997	8,973	997	8,973
NORWEGIAN BLISS	13.25	4,404	58,353	4,404	57,252	1,716	22,737	1,716	22,308
<b>SUBTOTAL</b>	36.75	10,694	136,501	10,694	137,358	4,063	51,285	4,063	51,531
8/22/2019									
SKG									
STAR PRINCESS	10.00	2,856	28,560	2,856	28,560	1,100	11,000	1,100	11,000
NOORDAM	14.00	2,169	30,366	2,169	30,366	820	11,480	820	11,480
DISNEY WONDER	12.50	1,929	24,113	1,929	25,077	947	11,838	947	12,311
BARANOF DREAM	8.00	41	328	41	328	19	152	19	152
<b>SUBTOTAL</b>	44.50	6,995	83,367	6,995	84,331	2,886	34,470	2,886	34,943

A Review of 2019 Cruise Ship Presence in Skagway, Alaska

Skagway	2019 SE ALASKA CRUISE SHIP SEASON				SCENARIO: MAXIMUM				
	Cruise Ships	Passengers	Crew		Passengers	Crew			
Ship	In-port Hours	Aboard Estimate	Aboard Hours	Ashore Estimate	Ashore Hours	Aboard Crew	Aboard Hours	Ashore Estimate	Ashore Hours
8/23/2019	SKG								
	NORWEGIAN JEWEL	10.00	2,627	26,270	2,627	1100	11,000	1,100	11,000
	CARNIVAL LEGEND	14.00	2,336	32,704	2,336	961	13,454	961	13,454
	<b>SUBTOTAL</b>	<b>24.00</b>	<b>4,963</b>	<b>58,974</b>	<b>4,963</b>	<b>2,061</b>	<b>24,454</b>	<b>2,061</b>	<b>24,454</b>
8/24/2019	SKG								
	CRYSTAL SYMPHONY	11.00	994	10,934	994	530	5,830	530	5,830
	ISLAND PRINCESS	13.50	2,435	32,873	2,435	900	12,150	900	12,600
	VOLENDAM	14.00	1,575	22,050	1,575	647	9,058	647	9,058
	ALASKAN DREAM	5.50	44	242	44	18	99	18	108
	<b>SUBTOTAL</b>	<b>44.00</b>	<b>5,048</b>	<b>66,099</b>	<b>5,048</b>	<b>2,095</b>	<b>27,137</b>	<b>2,095</b>	<b>27,596</b>
8/25/2019	SKG								
	AMERICAN CONSTELLATION	19.00	193	3,667	193	43	817	43	817
	CORAL PRINCESS	14.00	0	0	0	0	0	0	0
	SEVEN SEAS MARINER	10.00	779	7,790	779	440	4,400	440	4,400
	<b>SUBTOTAL</b>	<b>43.00</b>	<b>972</b>	<b>11,457</b>	<b>972</b>	<b>483</b>	<b>5,217</b>	<b>483</b>	<b>5,217</b>
8/26/2019	SKG								
	AMERICAN CONSTELLATION	5.00	193	965	193	43	215	43	215
	MILLENNIUM	13.50	2,374	32,049	2,374	997	13,460	997	13,958
	OVATION OF THE SEAS	13.50	4,578	61,803	4,578	1300	17,550	1,300	18,200



A Review of 2019 Cruise Ship Presence in Skagway, Alaska

Skagway	2019 SE ALASKA CRUISE SHIP SEASON						SCENARIO: MAXIMUM					
	Cruise Ships			Passengers			Crew			Crew		
Ship	In-port Hours	Aboard Estimate	Aboard Hours	Ashore Estimate	Ashore Hours	Aboard Crew	Aboard Hours	Ashore Estimate	Ashore Hours	Aboard Hours	Ashore Estimate	Ashore Hours
SILVER MUSE	9.50	656	6,232	656	6,560	408	3,876	408	4,080			
BARANOF DREAM	6.00	41	246	41	246	19	114	19	114			
<b>SUBTOTAL</b>	<b>47.50</b>	<b>7,842</b>	<b>101,295</b>	<b>7,842</b>	<b>105,099</b>	<b>2,767</b>	<b>35,215</b>	<b>2,767</b>	<b>36,567</b>			
8/27/2019	SKG											
ROYAL PRINCESS	15.00	3,916	58,740	3,916	58,740	1,350	20,250	1,350	20,250			
SOLSTICE	11.00	3,135	34,485	3,135	34,485	1,000	11,000	1,000	11,000			
RUBY PRINCESS	13.25	3,366	44,600	3,366	43,758	1,200	15,900	1,200	15,600			
NIEUW AMSTERDAM	14.00	2,317	32,438	2,317	32,438	929	13,006	929	13,006			
<b>SUBTOTAL</b>	<b>53.25</b>	<b>12,734</b>	<b>170,263</b>	<b>12,734</b>	<b>169,421</b>	<b>4,479</b>	<b>60,156</b>	<b>4,479</b>	<b>59,856</b>			
8/28/2019	SKG											
GOLDEN PRINCESS	15.00	2,895	43,425	2,895	43,425	1,100	16,500	1,100	16,500			
RADIANCE OF THE SEAS	9.50	2,334	22,173	2,334	23,340	858	8,151	858	8,580			
NORWEGIAN JOY	10.00	4,182	41,820	4,182	41,820	1,821	18,210	1,821	18,210			
NORWEGIAN BLISS	13.25	4,404	58,353	4,404	57,252	1,716	22,737	1,716	22,308			
<b>SUBTOTAL</b>	<b>47.75</b>	<b>13,815</b>	<b>165,771</b>	<b>13,815</b>	<b>165,837</b>	<b>5,495</b>	<b>65,598</b>	<b>5,495</b>	<b>65,598</b>			
8/29/2019	SKG											
GRAND PRINCESS	15.00	2,862	42,930	2,862	42,930	1,150	17,250	1,150	17,250			
STAR PRINCESS	10.00	2,856	28,560	2,856	28,560	1,100	11,000	1,100	11,000			
WESTERDAM	14.00	2,165	30,310	2,165	30,310	817	11,438	817	11,438			
DISNEY WONDER	12.50	1,929	24,113	1,929	25,077	947	11,838	947	12,311			

# A Review of 2019 Cruise Ship Presence in Skagway, Alaska

Skagway	2019 SE ALASKA CRUISE SHIP SEASON						SCENARIO: MAXIMUM						
	Cruise Ships			Passengers			Crew			Crew			
Ship	In-port Hours	Aboard Estimate	Aboard Hours	Ashore Estimate	Ashore Hours	Aboard Crew	Aboard Hours	Ashore Estimate	Ashore Hours	Aboard Estimate	Aboard Hours	Ashore Estimate	Ashore Hours
<b>SUBTOTAL</b>	51.50	9,812	125,913	9,812	126,877	4,014	51,526	4,014	51,999				
8/30/2019													
SKG													
CARNIVAL LEGEND	14.00	2,336	32,704	2,336	32,704	961	13,454	961	13,454				13,454
CRYSTAL SYMPHONY	10.00	994	9,940	994	9,940	530	5,300	530	5,300				5,300
NORWEGIAN JEWEL	12.00	2,627	31,524	2,627	31,524	1,100	13,200	1,100	13,200				13,200
<b>SUBTOTAL</b>	36.00	5,957	74,168	5,957	74,168	2,591	31,954	2,591	31,954				31,954
8/31/2019													
SKG													
CORAL PRINCESS	13.50	2,200	29,700	2,200	30,800	895	12,083	895	12,530				12,530
VOLENDAM	14.00	1,575	22,050	1,575	22,050	647	9,058	647	9,058				9,058
REGATTA	14.00	768	10,752	768	10,752	372	5,208	372	5,208				5,208
<b>SUBTOTAL</b>	41.50	4,543	62,502	4,543	63,602	1,914	26,349	1,914	26,796				26,796
9/1/2019													
SKG													
AMERICAN CONSTELLATION	19.00	193	3,667	193	3,667	43	817	43	817				817
ISLAND PRINCESS	14.00	2,435	34,090	2,435	34,090	900	12,600	900	12,600				12,600
SEVEN SEAS MARINER	8.00	779	6,232	779	6,232	440	3,520	440	3,520				3,520
SILVER MUSE	9.00	656	5,904	656	5,904	408	3,672	408	3,672				3,672
<b>SUBTOTAL</b>	50.00	4,063	49,893	4,063	49,893	1,791	20,609	1,791	20,609				20,609
9/2/2019													
SKG													
AMERICAN CONSTELLATION	5.00	193	965	193	965	43	215	43	215				215

A Review of 2019 Cruise Ship Presence in Skagway, Alaska

Skagway	2019 SE ALASKA CRUISE SHIP SEASON						SCENARIO: MAXIMUM					
	Cruise Ships			Passengers			Crew			Crew		
Ship	In-port Hours	Aboard Estimate	Aboard Hours	Ashore Estimate	Ashore Hours	Aboard Crew	Aboard Hours	Ashore Estimate	Ashore Hours	Aboard Hours	Ashore Estimate	Ashore Hours
OVATION OF THE SEAS	13.50	4,578	61,803	4,578	64,092	1300	17,550	1,300	18,200			
RADIANCE OF THE SEAS	13.50	2,334	31,509	2,334	32,676	858	11,583	858	12,012			
<b>SUBTOTAL</b>	<b>32.00</b>	<b>7,105</b>	<b>94,277</b>	<b>7,105</b>	<b>97,733</b>	<b>2,201</b>	<b>29,348</b>	<b>2,201</b>	<b>30,427</b>			
9/3/2019 SKG												
GOLDEN PRINCESS	15.00	2,895	43,425	2,895	43,425	1100	16,500	1,100	16,500			
SOLSTICE	11.00	3,135	34,485	3,135	34,485	1000	11,000	1,000	11,000			
RUBY PRINCESS	13.25	3,366	44,600	3,366	43,758	1200	15,900	1,200	15,600			
NIEUW AMSTERDAM	14.00	2,317	32,438	2,317	32,438	929	13,006	929	13,006			
<b>SUBTOTAL</b>	<b>53.25</b>	<b>11,713</b>	<b>154,948</b>	<b>11,713</b>	<b>154,106</b>	<b>4,229</b>	<b>56,406</b>	<b>4,229</b>	<b>56,106</b>			
9/4/2019 SKG												
ROYAL PRINCESS	14.00	3,916	54,824	3,916	54,824	1350	18,900	1,350	18,900			
NORWEGIAN BLISS	13.25	4,404	58,353	4,404	57,252	1716	22,737	1,716	22,308			
<b>SUBTOTAL</b>	<b>27.25</b>	<b>8,320</b>	<b>113,177</b>	<b>8,320</b>	<b>112,076</b>	<b>3,066</b>	<b>41,637</b>	<b>3,066</b>	<b>41,208</b>			
9/5/2019 SKG												
STAR PRINCESS	10.00	2,856	28,560	2,856	28,560	1100	11,000	1,100	11,000			
NOORDAM	14.00	2,169	30,366	2,169	30,366	820	11,480	820	11,480			
DISNEY WONDER	12.50	1,929	24,113	1,929	25,077	947	11,838	947	12,311			
<b>SUBTOTAL</b>	<b>36.50</b>	<b>6,954</b>	<b>83,039</b>	<b>6,954</b>	<b>84,003</b>	<b>2,867</b>	<b>34,318</b>	<b>2,867</b>	<b>34,791</b>			

A Review of 2019 Cruise Ship Presence in Skagway, Alaska

Skagway	2019 SE ALASKA CRUISE SHIP SEASON				SCENARIO: MAXIMUM					
	Cruise Ships	Passengers	Crew		Passengers	Crew				
	Ship	In-port Hours	Aboard Estimate	Aboard Hours	Ashore Estimate	Ashore Hours	Aboard Crew	Aboard Hours	Ashore Estimate	Ashore Hours
9/6/2019	SKG									
	NORWEGIAN JEWEL	10.00	2,627	26,270	2,627	26,270	1100	11,000	1,100	11,000
	CARNIVAL LEGEND	14.00	2,336	32,704	2,336	32,704	961	13,454	961	13,454
	CRYSTAL SYMPHONY	11.00	994	10,934	994	10,934	530	5,830	530	5,830
	BARANOF DREAM	6.00	41	246	41	246	19	114	19	114
	<b>SUBTOTAL</b>	<b>41.00</b>	<b>5,998</b>	<b>70,154</b>	<b>5,998</b>	<b>70,154</b>	<b>2,610</b>	<b>30,398</b>	<b>2,610</b>	<b>30,398</b>
9/7/2019	SKG									
	GRAND PRINCESS	14.25	2,862	40,784	2,862	40,068	1150	16,388	1,150	16,100
	ISLAND PRINCESS	13.50	2,435	32,873	2,435	34,090	900	12,150	900	12,600
	VOLENDAM	14.00	1,575	22,050	1,575	22,050	647	9,058	647	9,058
	<b>SUBTOTAL</b>	<b>41.75</b>	<b>6,872</b>	<b>95,707</b>	<b>6,872</b>	<b>96,208</b>	<b>2,697</b>	<b>37,596</b>	<b>2,697</b>	<b>37,758</b>
9/8/2019	SKG									
	AMERICAN CONSTELLATION	19.00	193	3,667	193	3,667	43	817	43	817
	CORAL PRINCESS	14.00	2,200	30,800	2,200	30,800	895	12,530	895	12,530
	SEVEN SEAS MARINER	10.00	779	7,790	779	7,790	440	4,400	440	4,400
	BARANOF DREAM	7.50	41	308	41	328	19	143	19	152
	<b>SUBTOTAL</b>	<b>50.50</b>	<b>3,213</b>	<b>42,565</b>	<b>3,213</b>	<b>42,585</b>	<b>1,397</b>	<b>17,890</b>	<b>1,397</b>	<b>17,899</b>
9/9/2019	SKG									
	AMERICAN CONSTELLATION	5.00	193	965	193	965	43	215	43	215

A Review of 2019 Cruise Ship Presence in Skagway, Alaska

Skagway	2019 SE ALASKA CRUISE SHIP SEASON						SCENARIO: MAXIMUM					
	Cruise Ships			Passengers			Crew			Crew		
Ship	In-port Hours	Aboard Estimate	Aboard Hours	Ashore Estimate	Ashore Hours	Aboard Crew	Aboard Hours	Ashore Estimate	Ashore Hours	Aboard Hours	Ashore Estimate	Ashore Hours
OVATION OF THE SEAS	13.50	4,578	61,803	4,578	64,092	1300	17,550	1,300	18,200			
SILVER MUSE	9.50	656	6,232	656	6,560	408	3,876	408	4,080			
<b>SUBTOTAL</b>	<b>28.00</b>	<b>5,427</b>	<b>69,000</b>	<b>5,427</b>	<b>71,617</b>	<b>1,751</b>	<b>21,641</b>	<b>1,751</b>	<b>22,495</b>			
9/10/2019	SKG											
ROYAL PRINCESS	15.00	3,916	58,740	3,916	58,740	1350	20,250	1,350	20,250			
SOLSTICE	11.00	3,135	34,485	3,135	34,485	1000	11,000	1,000	11,000			
RUBY PRINCESS	13.25	3,366	44,600	3,366	43,758	1200	15,900	1,200	15,600			
NIEUW AMSTERDAM	14.00	2,317	32,438	2,317	32,438	929	13,006	929	13,006			
<b>SUBTOTAL</b>	<b>53.25</b>	<b>12,734</b>	<b>170,263</b>	<b>12,734</b>	<b>169,421</b>	<b>4,479</b>	<b>60,156</b>	<b>4,479</b>	<b>59,856</b>			
9/11/2019	SKG											
GOLDEN PRINCESS	14.50	2,895	41,978	2,895	43,425	1100	15,950	1,100	16,500			
NORWEGIAN JOY	10.00	4,182	41,820	4,182	41,820	1821	18,210	1,821	18,210			
NORWEGIAN BLISS	13.25	4,404	58,353	4,404	57,252	1716	22,737	1,716	22,308			
<b>SUBTOTAL</b>	<b>37.75</b>	<b>11,481</b>	<b>142,151</b>	<b>11,481</b>	<b>142,497</b>	<b>4,637</b>	<b>56,897</b>	<b>4,637</b>	<b>57,018</b>			
9/12/2019	SKG											
STAR PRINCESS	10.00	2,856	28,560	2,856	28,560	1100	11,000	1,100	11,000			
WESTERDAM	14.00	2,165	30,310	2,165	30,310	817	11,438	817	11,438			
DISNEY WONDER	12.50	1,929	24,113	1,929	25,077	947	11,838	947	12,311			
<b>SUBTOTAL</b>	<b>36.50</b>	<b>6,950</b>	<b>82,983</b>	<b>6,950</b>	<b>83,947</b>	<b>2,864</b>	<b>34,276</b>	<b>2,864</b>	<b>34,749</b>			

A Review of 2019 Cruise Ship Presence in Skagway, Alaska

Skagway	2019 SE ALASKA CRUISE SHIP SEASON				SCENARIO: MAXIMUM				
	Cruise Ships	Passengers		Crew		Passengers		Crew	
	Ship	In-port Hours	Aboard Estimate	Aboard Hours	Ashore Estimate	Ashore Hours	Aboard Crew	Ashore Estimate	Ashore Hours
9/13/2019	SKG								
	CARNIVAL LEGEND	14.00	2,336	32,704	2,336	32,704	961	13,454	13,454
	CRYSTAL SYMPHONY	11.00	994	10,934	994	10,934	530	5,830	5,830
	NORWEGIAN JEWEL	12.00	2,627	31,524	2,627	31,524	1,100	13,200	13,200
	<b>SUBTOTAL</b>	<b>37.00</b>	<b>5,957</b>	<b>75,162</b>	<b>5,957</b>	<b>75,162</b>	<b>2,591</b>	<b>32,484</b>	<b>32,484</b>
9/14/2019	SKG								
	CORAL PRINCESS	13.50	2,200	29,700	2,200	30,800	895	12,083	12,530
	VOLENDAM	14.00	1,575	22,050	1,575	22,050	647	9,058	9,058
	<b>SUBTOTAL</b>	<b>27.50</b>	<b>3,775</b>	<b>51,750</b>	<b>3,775</b>	<b>52,850</b>	<b>1,542</b>	<b>21,141</b>	<b>21,588</b>
9/15/2019	SKG								
	SEVEN SEAS MARINER	7.00	779	5,453	779	5,453	440	3,080	3,080
	<b>SUBTOTAL</b>	<b>7.00</b>	<b>779</b>	<b>5,453</b>	<b>779</b>	<b>5,453</b>	<b>440</b>	<b>3,080</b>	<b>3,080</b>
9/16/2019	SKG								
	OVATION OF THE SEAS	13.50	4,578	61,803	4,578	64,092	1,300	17,550	18,200
	<b>SUBTOTAL</b>	<b>13.50</b>	<b>4,578</b>	<b>61,803</b>	<b>4,578</b>	<b>64,092</b>	<b>1,300</b>	<b>17,550</b>	<b>18,200</b>
9/17/2019	SKG								
	GOLDEN PRINCESS	14.50	2,895	41,978	2,895	43,425	1,100	15,950	16,500
	RUBY PRINCESS	13.25	3,366	44,600	3,366	43,758	1,200	15,900	15,600
	NIEUW AMSTERDAM	14.00	2,317	32,438	2,317	32,438	929	13,006	13,006

A Review of 2019 Cruise Ship Presence in Skagway, Alaska

Skagway	2019 SE ALASKA CRUISE SHIP SEASON				SCENARIO: MAXIMUM				
	Cruise Ships	Passengers		Crew		Passengers		Crew	
Ship	In-port Hours	Aboard Estimate	Aboard Hours	Ashore Estimate	Ashore Hours	Aboard Crew	Aboard Hours	Ashore Estimate	Ashore Hours
SUBTOTAL	41.75	8,578	119,016	8,578	119,621	3,229	44,856	3,229	45,106
9/18/2019									
SKG									
NORWEGIAN JOY	10.00	4,182	41,820	4,182	41,820	1821	18,210	1,821	18,210
NORWEGIAN BLISS	13.25	4,404	58,353	4,404	57,252	1716	22,737	1,716	22,308
NOORDAM	14.00	2,169	30,366	2,169	30,366	820	11,480	820	11,480
SUBTOTAL	37.25	10,755	130,539	10,755	129,438	4,357	52,427	4,357	51,998
9/19/2019									
SKG									
STAR PRINCESS	10.50	2,856	29,988	2,856	31,416	1100	11,550	1,100	12,100
SUBTOTAL	10.50	2,856	29,988	2,856	31,416	1,100	11,550	1,100	12,100
9/20/2019									
SKG									
NORWEGIAN JEWEL	10.00	2,627	26,270	2,627	26,270	1100	11,000	1,100	11,000
SUBTOTAL	10.00	2,627	26,270	2,627	26,270	1,100	11,000	1,100	11,000
9/21/2019									
SKG									
CORAL PRINCESS	13.50	2,200	29,700	2,200	30,800	895	12,083	895	12,530
VOLENDAM	14.00	1,575	22,050	1,575	22,050	647	9,058	647	9,058
SUBTOTAL	27.50	3,775	51,750	3,775	52,850	1,542	21,141	1,542	21,588
9/22/2019									
SKG									
CARNIVAL LEGEND	13.00	2,336	30,368	2,336	30,368	961	12,493	961	12,493





A Review of 2019 Cruise Ship Presence in Skagway, Alaska

Skagway	2019 SE ALASKA CRUISE SHIP SEASON						SCENARIO: MAXIMUM		
	Cruise Ships	Passengers			Crew				
Ship	In-port Hours	Aboard Estimate	Aboard Hours	Ashore Estimate	Ashore Hours	Aboard Crew	Aboard Hours	Ashore Estimate	Ashore Hours
SUBTOTAL	13.25	4,182	55,412	4,182	54,366	1,821	24,128	1,821	23,673
10/3/2019									
SKG									
NORWEGIAN JEWEL	13.25	2,627	34,808	2,627	34,151	1100	14,575	1,100	14,300
SUBTOTAL	13.25	2,627	34,808	2,627	34,151	1,100	14,575	1,100	14,300
GRAND TOTAL	5,604.75	1,066,875	13,626,469	1,066,875	13,740,816	412,673	5,234,570	412,673	5,276,076

## Appendix 10

*Scenario: High*

A Review of 2019 Cruise Ship Presence in Skagway, Alaska

Skagway	2019 SE ALASKA CRUISE SHIP SEASON				SCENARIO: HIGH				
	Cruise Ships	Passengers		Crew		Crew		Crew	
Ship	In-port Hours	Aboard Estimate	Aboard Hours	Ashore Estimate	Ashore Hours	Aboard Crew	Aboard Hours	Ashore Estimate	Ashore Hours
4/29/2019	SKG								
RUBY PRINCESS	13.50	3,366	45,441	3,198	38,376	1200	16,200	360	3,960
SUBTOTAL	13.50	3,366	45,441	3,198	38,376	1,200	16,200	360	3,960
4/30/2019	SKG								
NORWEGIAN JOY	13.25	4,182	55,412	3,973	43,703	1821	24,128	546	5,460
SUBTOTAL	13.25	4,182	55,412	3,973	43,703	1,821	24,128	546	5,460
5/2/2019	SKG								
CARNIVAL LEGEND	13.00	2,336	30,368	2,219	24,409	961	12,493	288	2,880
SUBTOTAL	13.00	2,336	30,368	2,219	24,409	961	12,493	288	2,880
5/3/2019	SKG								
STAR PRINCESS	13.50	2,856	38,556	2,713	32,556	1100	14,850	330	3,630
SUBTOTAL	13.50	2,856	38,556	2,713	32,556	1,100	14,850	330	3,630
5/4/2019	SKG								
ISLAND PRINCESS	13.50	2,435	32,873	2,313	27,756	900	12,150	270	2,970
SUBTOTAL	13.50	2,435	32,873	2,313	27,756	900	12,150	270	2,970
5/7/2019	SKG								
NORWEGIAN JOY	13.25	4,182	55,412	3,973	43,703	1821	24,128	546	5,460
NIEUW AMSTERDAM	14.00	2,317	32,438	2,201	26,412	929	13,006	279	3,069
									1

A Review of 2019 Cruise Ship Presence in Skagway, Alaska

Skagway	2019 SE ALASKA CRUISE SHIP SEASON						SCENARIO: HIGH						
	Cruise Ships			Passengers			Crew			Crew			
Ship	In-port Hours	Aboard Estimate	Aboard Hours	Ashore Estimate	Ashore Hours	Aboard Crew	Ashore Hours	Aboard Hours	Ashore Estimate	Ashore Hours	Aboard Hours	Ashore Estimate	Ashore Hours
SUBTOTAL	27.25	6,499	87,850	6,174	70,115	2,750	37,134	825	8,529				
5/8/2019													
NORWEGIAN BLISS	13.25	4,404	58,353	4,184	46,024	1,716	22,737	515	5,150				
SUBTOTAL	13.25	4,404	58,353	4,184	46,024	1,716	22,737	515	5,150				
5/9/2019													
CARNIVAL LEGEND	13.00	2,336	30,368	2,219	24,409	961	12,493	288	2,880				
SUBTOTAL	13.00	2,336	30,368	2,219	24,409	961	12,493	288	2,880				
5/10/2019													
GRAND PRINCESS	14.25	2,862	40,784	2,719	32,628	1,150	16,388	345	3,795				
GOLDEN PRINCESS	13.50	2,895	39,083	2,750	33,000	1,100	14,850	330	3,630				
SUBTOTAL	27.75	5,757	79,867	5,469	65,628	2,250	31,238	675	7,425				
5/11/2019													
CORAL PRINCESS	13.50	2,200	29,700	2,090	25,080	895	12,083	269	2,959				
VOLENDAM	14.00	1,575	22,050	1,496	17,952	647	9,058	194	2,134				
SUBTOTAL	27.50	3,775	51,750	3,586	43,032	1,542	21,141	463	5,093				
5/12/2019													
ISLAND PRINCESS	13.50	2,435	32,873	2,313	27,756	900	12,150	270	2,970				
SUBTOTAL	13.50	2,435	32,873	2,313	27,756	900	12,150	270	2,970				

A Review of 2019 Cruise Ship Presence in Skagway, Alaska

Skagway	2019 SE ALASKA CRUISE SHIP SEASON				SCENARIO: HIGH					
	Cruise Ships	Passengers	Crew		Passengers	Crew				
	Ship	In-port Hours	Aboard Estimate	Aboard Hours	Ashore Estimate	Ashore Hours	Aboard Crew	Aboard Hours	Ashore Estimate	Ashore Hours
5/13/2019	SKG									
	SEVEN SEAS MARINER	8.00	779	6,232	740	4,440	440	3,520	132	660
	ECLIPSE	13.00	3,135	40,755	2,978	32,758	1000	13,000	300	3,000
	<b>SUBTOTAL</b>	<b>21.00</b>	<b>3,914</b>	<b>46,987</b>	<b>3,718</b>	<b>37,198</b>	<b>1,440</b>	<b>16,520</b>	<b>432</b>	<b>3,660</b>
5/14/2019	SKG									
	RUBY PRINCESS	13.75	3,366	46,283	3,198	38,376	1200	16,500	360	3,960
	SOLSTICE	11.00	3,135	34,485	2,978	26,802	1000	11,000	300	2,400
	NIEUW AMSTERDAM	14.00	2,317	32,438	2,201	26,412	929	13,006	279	3,069
	MILLENNIUM	9.00	2,374	21,366	2,255	15,785	997	8,973	299	1,794
	NORWEGIAN BLISS	13.25	4,404	56,353	4,184	46,024	1716	22,737	515	5,150
	<b>SUBTOTAL</b>	<b>61.00</b>	<b>15,596</b>	<b>192,925</b>	<b>14,816</b>	<b>153,399</b>	<b>5,842</b>	<b>72,216</b>	<b>1,753</b>	<b>16,373</b>
5/15/2019	SKG									
	ROYAL PRINCESS	14.50	3,916	56,782	3,720	48,360	1350	19,575	405	4,860
	BARANOF DREAM	8.00	41	328	39	234	19	152	6	30
	<b>SUBTOTAL</b>	<b>22.50</b>	<b>3,957</b>	<b>57,110</b>	<b>3,759</b>	<b>48,594</b>	<b>1,369</b>	<b>19,727</b>	<b>411</b>	<b>4,890</b>
5/16/2019	SKG									
	WESTERDAM	9.00	2,165	19,485	2,057	14,399	817	7,353	245	1,470
	STAR PRINCESS	10.00	2,856	28,560	2,713	21,704	1100	11,000	330	2,310
	NOORDAM	14.00	2,169	30,366	2,061	24,732	820	11,480	246	2,706
	<b>SUBTOTAL</b>	<b>33.00</b>	<b>7,190</b>	<b>78,411</b>	<b>6,831</b>	<b>60,835</b>	<b>2,737</b>	<b>30,833</b>	<b>821</b>	<b>4,486</b>

# A Review of 2019 Cruise Ship Presence in Skagway, Alaska

Skagway	2019 SE ALASKA CRUISE SHIP SEASON						SCENARIO: HIGH		
	Cruise Ships			Passengers			Crew		
Ship	In-port Hours	Aboard Estimate	Aboard Hours	Ashore Estimate	Ashore Hours	Aboard Crew	Aboard Hours	Ashore Estimate	Ashore Hours
5/17/2019									
SUBTOTAL	33.00	7,190	78,411	6,831	60,835	2,737	29,833	821	6,486
SKG									
CARNIVAL LEGEND	13.00	2,336	30,368	2,219	24,409	961	12,493	288	2,880
SUBTOTAL	13.00	2,336	30,368	2,219	24,409	961	12,493	288	2,880
SKG									
5/18/2019									
ISLAND PRINCESS	13.50	2,435	32,873	2,313	27,756	900	12,150	270	2,970
VOLENDAM	14.00	1,575	22,050	1,496	17,952	647	9,058	194	2,134
SUBTOTAL	27.50	4,010	54,923	3,809	45,708	1,547	21,208	464	5,104
SKG									
5/19/2019									
CORAL PRINCESS	13.50	2,200	29,700	2,090	25,080	895	12,083	269	2,959
BARANOF DREAM	8.00	41	328	39	234	19	152	6	30
SUBTOTAL	21.50	2,241	30,028	2,129	25,314	914	12,235	275	2,989
SKG									
5/20/2019									
MILLENNIUM	13.50	2,374	32,049	2,255	27,060	997	13,460	299	3,289
OVATION OF THE SEAS	13.50	4,578	61,803	4,349	52,188	1300	17,550	390	4,290
SEVEN SEAS MARINER	9.00	779	7,011	740	5,180	440	3,960	132	792
SUBTOTAL	36.00	7,731	100,863	7,344	84,428	2,737	34,970	821	8,371
SKG									



A Review of 2019 Cruise Ship Presence in Skagway, Alaska

Skagway	2019 SE ALASKA CRUISE SHIP SEASON				SCENARIO: HIGH				
	Cruise Ships	Passengers	Crew		Passengers	Crew			
Ship	In-port Hours	Aboard Estimate	Aboard Hours	Ashore Estimate	Ashore Hours	Aboard Crew	Aboard Hours	Ashore Estimate	Ashore Hours
CARNIVAL LEGEND	13.00	2,336	30,368	2,219	24,409	961	12,493	288	2,880
NORWEGIAN JEWEL	12.00	2,627	31,524	2,496	24,960	1100	13,200	330	2,970
<b>SUBTOTAL</b>	<b>36.00</b>	<b>7,248</b>	<b>87,027</b>	<b>6,886</b>	<b>68,908</b>	<b>2,961</b>	<b>35,593</b>	<b>888</b>	<b>8,010</b>
5/25/2019	SKG								
CORAL PRINCESS	13.50	2,200	29,700	2,090	25,080	895	12,083	269	2,959
VOLENDAM	14.00	1,575	22,050	1,496	17,952	647	9,058	194	2,134
<b>SUBTOTAL</b>	<b>27.50</b>	<b>3,775</b>	<b>51,750</b>	<b>3,586</b>	<b>43,032</b>	<b>1,542</b>	<b>21,141</b>	<b>463</b>	<b>5,093</b>
5/26/2019	SKG								
ISLAND PRINCESS	13.50	2,435	32,873	2,313	27,756	900	12,150	270	2,970
<b>SUBTOTAL</b>	<b>13.50</b>	<b>2,435</b>	<b>32,873</b>	<b>2,313</b>	<b>27,756</b>	<b>900</b>	<b>12,150</b>	<b>270</b>	<b>2,970</b>
5/27/2019	SKG								
Ovation of the Seas	13.50	4,578	61,803	4,349	52,188	1300	17,550	390	4,290
Radiance of the Seas	13.50	2,334	31,509	2,217	26,604	858	11,583	257	2,827
<b>SUBTOTAL</b>	<b>27.00</b>	<b>6,912</b>	<b>93,312</b>	<b>6,566</b>	<b>78,792</b>	<b>2,158</b>	<b>29,133</b>	<b>647</b>	<b>7,117</b>
5/28/2019	SKG								
GOLDEN PRINCESS	15.00	2,895	43,425	2,750	35,750	1100	16,500	330	3,960
SOLSTICE	11.00	3,135	34,485	2,978	26,802	1000	11,000	300	2,400
RUBY PRINCESS	13.25	3,366	44,600	3,198	35,178	1200	15,900	360	3,600
NIEUW AMSTERDAM	14.00	2,317	32,438	2,201	26,412	929	13,006	279	3,069



A Review of 2019 Cruise Ship Presence in Skagway, Alaska

Skagway	2019 SE ALASKA CRUISE SHIP SEASON						SCENARIO: HIGH						
	Cruise Ships			Passengers			Crew			Crew			
Ship	In-port Hours	Aboard Estimate	Aboard Hours	Ashore Estimate	Ashore Hours	Aboard Crew	Ashore Hours	Aboard Hours	Ashore Estimate	Ashore Hours	Aboard Hours	Ashore Estimate	Ashore Hours
<b>SUBTOTAL</b>	53.25	11,713	154,948	11,127	124,142	4,229	56,406	1,269	13,029				
5/29/2019													
SKG													
AZAMARA QUEST	10.50	781	8,201	742	6,678	408	4,284	122	976				
ROYAL PRINCESS	14.50	3,916	56,782	3,720	48,360	1350	19,575	405	4,860				
MILLENNIUM	9.00	2,374	21,366	2,255	15,785	997	8,973	299	1,794				
NORWEGIAN BLISS	13.25	4,404	58,353	4,184	46,024	1716	22,737	515	5,150				
BARANOF DREAM	10.00	41	410	39	312	19	190	6	42				
<b>SUBTOTAL</b>	57.25	11,516	145,112	10,940	117,159	4,490	55,759	1,347	12,822				
5/30/2019													
SKG													
STAR PRINCESS	10.00	2,856	28,560	2,713	21,704	1100	11,000	330	2,310				
NOORDAM	14.00	2,169	30,366	2,061	24,732	820	11,480	246	2,706				
DISNEY WONDER	12.50	1,929	24,113	1,833	20,163	947	11,838	284	2,840				
SEVEN SEAS MARINER	10.00	779	7,790	740	5,920	440	4,400	132	924				
ALASKAN DREAM	5.50	44	242	42	168	18	99	5	15				
<b>SUBTOTAL</b>	52.00	7,777	91,071	7,389	72,687	3,325	38,817	997	8,795				
5/31/2019													
SKG													
GRAND PRINCESS	14.50	2,862	41,499	2,719	35,347	1150	16,675	345	4,140				
NORWEGIAN JEWEL	10.00	2,627	26,270	2,496	19,968	1100	11,000	330	2,310				
CARNIVAL LEGEND	14.00	2,336	32,704	2,219	26,628	961	13,454	288	3,168				
VIKING ORION	10.00	1,023	10,230	972	7,776	465	4,650	140	980				



A Review of 2019 Cruise Ship Presence in Skagway, Alaska

Skagway	2019 SE ALASKA CRUISE SHIP SEASON						SCENARIO: HIGH		
	Cruise Ships	Passengers			Crew				
Ship	In-port Hours	Aboard Estimate	Aboard Hours	Ashore Estimate	Ashore Hours	Aboard Crew	Aboard Hours	Ashore Estimate	Ashore Hours
SUBTOTAL	61.25	12,775	170,591	12,136	136,986	4,498	60,308	1,350	13,959
6/5/2019									
SKG									
GOLDEN PRINCESS	15.00	2,895	43,425	2,750	35,750	1100	16,500	330	3,960
RADIANCE OF THE SEAS	9.50	2,334	22,173	2,217	17,736	858	8,151	257	1,799
NORWEGIAN JOY	10.00	4,182	41,820	3,973	31,784	1821	18,210	546	3,822
NORWEGIAN BLISS	13.25	4,404	58,353	4,184	46,024	1716	22,737	515	5,150
SUBTOTAL	47.75	13,815	165,771	13,124	131,294	5,495	65,598	1,648	14,731
6/6/2019									
SKG									
STAR PRINCESS	10.00	2,856	28,560	2,713	21,704	1100	11,000	330	2,310
WESTERDAM	14.00	2,165	30,310	2,057	24,684	817	11,438	245	2,695
DISNEY WONDER	12.50	1,929	24,113	1,833	20,163	947	11,838	284	2,840
SUBTOTAL	36.50	6,950	82,983	6,603	66,551	2,864	34,276	859	7,845
6/7/2019									
SKG									
CARNIVAL LEGEND	14.00	2,336	32,704	2,219	26,628	961	13,454	288	3,168
REGATTA	8.00	768	6,144	730	4,380	372	2,976	112	560
NORWEGIAN JEWEL	12.00	2,627	31,524	2,496	24,960	1100	13,200	330	2,970
SUBTOTAL	34.00	5,731	70,372	5,445	55,968	2,433	29,630	730	6,698
6/8/2019									
SKG									
CORAL PRINCESS	13.50	2,200	29,700	2,090	25,080	895	12,083	269	2,959

A Review of 2019 Cruise Ship Presence in Skagway, Alaska

Skagway	2019 SE ALASKA CRUISE SHIP SEASON				SCENARIO: HIGH				
	Cruise Ships	Passengers		Crew		Passengers		Crew	
Ship	In-port Hours	Aboard Estimate	Aboard Hours	Ashore Estimate	Ashore Hours	Aboard Crew	Aboard Hours	Ashore Estimate	Ashore Hours
VOLENDAM	14.00	1,575	22,050	1,496	17,952	647	9,058	194	2,134
<b>SUBTOTAL</b>	<b>27.50</b>	<b>3,775</b>	<b>51,750</b>	<b>3,586</b>	<b>43,032</b>	<b>1,542</b>	<b>21,141</b>	<b>463</b>	<b>5,093</b>
6/9/2019	SKG								
ISLAND PRINCESS	15.00	2,435	36,525	2,313	30,069	900	13,500	270	3,240
SEVEN SEAS MARINER	7.00	779	5,453	740	3,700	440	3,080	132	528
AZAMARA QUEST	10.00	781	7,810	742	5,936	408	4,080	122	854
CRYSTAL SYMPHONY	11.00	994	10,934	944	8,496	530	5,830	159	1,272
<b>SUBTOTAL</b>	<b>43.00</b>	<b>4,989</b>	<b>60,722</b>	<b>4,739</b>	<b>48,201</b>	<b>2,278</b>	<b>26,490</b>	<b>683</b>	<b>5,894</b>
6/10/2019	SKG								
GRAND PRINCESS	14.25	2,862	40,784	2,719	32,628	1,150	16,388	345	3,795
Ovation of the Seas	13.50	4,578	61,803	4,349	52,188	1,300	17,550	390	4,290
Radiance of the Seas	13.50	2,334	31,509	2,217	26,604	858	11,583	257	2,827
VIKING ORION	10.00	1,023	10,230	972	7,776	465	4,650	140	980
<b>SUBTOTAL</b>	<b>51.25</b>	<b>10,797</b>	<b>144,326</b>	<b>10,257</b>	<b>119,196</b>	<b>3,773</b>	<b>50,171</b>	<b>1,132</b>	<b>11,892</b>
6/11/2019	SKG								
GOLDEN PRINCESS	15.00	2,895	43,425	2,750	35,750	1,100	16,500	330	3,960
SOLSTICE	11.00	3,135	34,485	2,978	26,802	1,000	11,000	300	2,400
RUBY PRINCESS	13.25	3,366	44,600	3,198	35,178	1,200	15,900	360	3,600
NIEUW AMSTERDAM	14.00	2,317	32,438	2,201	26,412	929	13,006	279	3,069
<b>SUBTOTAL</b>	<b>53.25</b>	<b>11,713</b>	<b>154,948</b>	<b>11,127</b>	<b>124,142</b>	<b>4,229</b>	<b>56,406</b>	<b>1,269</b>	<b>13,029</b>

A Review of 2019 Cruise Ship Presence in Skagway, Alaska

Skagway	2019 SE ALASKA CRUISE SHIP SEASON				SCENARIO: HIGH				
	Cruise Ships	Passengers		Crew		Passengers		Crew	
Ship	In-port Hours	Aboard Estimate	Aboard Hours	Ashore Estimate	Ashore Hours	Aboard Crew	Aboard Hours	Ashore Estimate	Ashore Hours
6/12/2019	SKG								
	ROYAL PRINCESS	14.50	3,916	56,782	3,720	48,360	1350	19,575	405
	MILLENNIUM	9.00	2,374	21,366	2,255	15,785	997	8,973	299
	NORWEGIAN BLISS	13.25	4,404	56,353	4,184	46,024	1716	22,737	515
	<b>SUBTOTAL</b>	<b>36.75</b>	<b>10,694</b>	<b>136,501</b>	<b>10,159</b>	<b>110,169</b>	<b>4,063</b>	<b>51,285</b>	<b>1,219</b>
6/13/2019	SKG								
	STAR PRINCESS	10.00	2,856	28,560	2,713	21,704	1100	11,000	330
	NOORDAM	14.00	2,169	30,366	2,061	24,732	820	11,480	246
	DISNEY WONDER	12.50	1,929	24,113	1,833	20,163	947	11,838	284
	BARANOF DREAM	8.00	41	328	39	234	19	152	6
	<b>SUBTOTAL</b>	<b>44.50</b>	<b>6,995</b>	<b>83,367</b>	<b>6,646</b>	<b>66,833</b>	<b>2,886</b>	<b>34,470</b>	<b>866</b>
6/14/2019	SKG								
	NORWEGIAN JEWEL	10.00	2,627	26,270	2,496	19,968	1100	11,000	330
	QUEEN ELIZABETH	13.00	2,285	29,705	2,171	23,881	900	11,700	270
	CARNIVAL LEGEND	14.00	2,336	32,704	2,219	26,628	961	13,454	288
	<b>SUBTOTAL</b>	<b>37.00</b>	<b>7,248</b>	<b>88,679</b>	<b>6,886</b>	<b>70,477</b>	<b>2,961</b>	<b>36,154</b>	<b>888</b>
6/15/2019	SKG								
	ISLAND PRINCESS	13.50	2,435	32,873	2,313	27,756	900	12,150	270
	VOLENDAM	14.00	1,575	22,050	1,496	17,952	647	9,058	194

A Review of 2019 Cruise Ship Presence in Skagway, Alaska

Skagway	2019 SE ALASKA CRUISE SHIP SEASON														
	Cruise Ships					Passengers					Crew				
	Ship	In-port Hours	Aboard Estimate	Aboard Hours	Aboard Estimate	Ashore Estimate	Ashore Hours	Aboard Crew	Aboard Hours	Ashore Estimate	Ashore Hours	Aboard Estimate	Aboard Hours	Ashore Estimate	Ashore Hours
	SUBTOTAL	27.50	4,010	54,923	3,809	45,708	1,547	21,208	464	5,104					
6/16/2019	SKG														
	CORAL PRINCESS	14.00	2,200	30,800	2,090	25,080	895	12,530	269	2,959					
	SEVEN SEAS MARINER	10.00	779	7,790	740	5,920	440	4,400	132	924					
	SUBTOTAL	24.00	2,979	38,590	2,830	31,000	1,335	16,930	401	3,883					
6/17/2019	SKG														
	MILLENNIUM	13.50	2,374	32,049	2,255	27,060	997	13,460	299	3,289					
	OVALATION OF THE SEAS	13.50	4,578	61,803	4,349	52,188	1300	17,550	390	4,290					
	SUBTOTAL	27.00	6,952	93,852	6,604	79,248	2,297	31,010	689	7,579					
6/18/2019	SKG														
	ROYAL PRINCESS	15.00	3,916	58,740	3,720	48,360	1350	20,250	405	4,860					
	SOLSTICE	11.00	3,135	34,485	2,978	26,802	1000	11,000	300	2,400					
	RUBY PRINCESS	13.25	3,366	44,600	3,198	35,178	1200	15,900	360	3,600					
	NIEUW AMSTERDAM	14.00	2,317	32,438	2,201	26,412	929	13,006	279	3,069					
	SUBTOTAL	53.25	12,734	170,263	12,097	136,752	4,479	60,156	1,344	13,929					
6/19/2019	SKG														
	GOLDEN PRINCESS	15.00	2,895	43,425	2,750	35,750	1100	16,500	330	3,960					
	RADIANCE OF THE SEAS	9.50	2,334	22,173	2,217	17,736	858	8,151	257	1,799					
	NORWEGIAN JOY	10.00	4,182	41,820	3,973	31,784	1821	18,210	546	3,822					

A Review of 2019 Cruise Ship Presence in Skagway, Alaska

Skagway	2019 SE ALASKA CRUISE SHIP SEASON						SCENARIO: HIGH						
	Cruise Ships			Passengers			Crew			Crew			
Ship	In-port Hours	Aboard Estimate	Aboard Hours	Ashore Estimate	Ashore Hours	Aboard Crew	Ashore Hours	Aboard Hours	Ashore Estimate	Ashore Hours	Aboard Hours	Ashore Estimate	Ashore Hours
NORWEGIAN BLISS	13.25	4,404	58,353	4,184	46,024	1716	22,737	515	5,150				
AMERICAN CONSTELLATION	16.00	193	3,088	183	2,562	43	688	13	169				
<b>SUBTOTAL</b>	<b>63.75</b>	<b>14,008</b>	<b>168,859</b>	<b>13,307</b>	<b>133,856</b>	<b>5,538</b>	<b>66,286</b>	<b>1,661</b>	<b>14,900</b>				
6/20/2019 SKG													
AMERICAN CONSTELLATION	5.00	193	965	183	549	43	215	13	26				
GRAND PRINCESS	15.00	2,862	42,930	2,719	35,347	1150	17,250	345	4,140				
STAR PRINCESS	10.00	2,856	28,560	2,713	21,704	1100	11,000	330	2,310				
WESTERDAM	14.00	2,165	30,310	2,057	24,684	817	11,438	245	2,695				
DISNEY WONDER	12.50	1,929	24,113	1,833	20,163	947	11,838	284	2,840				
<b>SUBTOTAL</b>	<b>56.50</b>	<b>10,005</b>	<b>126,878</b>	<b>9,505</b>	<b>102,447</b>	<b>4,057</b>	<b>51,741</b>	<b>1,217</b>	<b>12,011</b>				
6/21/2019 SKG													
CARNIVAL LEGEND	14.00	2,336	32,704	2,219	26,628	961	13,454	288	3,168				
VIKING ORION	10.00	1,023	10,230	972	7,776	465	4,650	140	980				
NORWEGIAN JEWEL	12.00	2,627	31,524	2,496	24,960	1100	13,200	330	2,970				
<b>SUBTOTAL</b>	<b>36.00</b>	<b>5,986</b>	<b>74,458</b>	<b>5,687</b>	<b>59,364</b>	<b>2,526</b>	<b>31,304</b>	<b>758</b>	<b>7,118</b>				
6/22/2019 SKG													
CORAL PRINCESS	13.50	2,200	29,700	2,090	25,080	895	12,083	269	2,959				
VOLENDAM	14.00	1,575	22,050	1,496	17,952	647	9,058	194	2,134				
<b>SUBTOTAL</b>	<b>27.50</b>	<b>3,775</b>	<b>51,750</b>	<b>3,586</b>	<b>43,032</b>	<b>1,542</b>	<b>21,141</b>	<b>463</b>	<b>5,093</b>				

A Review of 2019 Cruise Ship Presence in Skagway, Alaska

Skagway	2019 SE ALASKA CRUISE SHIP SEASON										SCENARIO: HIGH		
	Cruise Ships					Passengers					Crew		
Ship	In-port Hours	Aboard Estimate	Aboard Hours	Ashore Estimate	Ashore Hours	Aboard Crew	Ashore Hours	Aboard Hours	Ashore Estimate	Ashore Hours	Aboard Hours	Ashore Estimate	Ashore Hours
6/23/2019	SKG												
	AMERICAN CONSTELLATION	19.00	193	3,667	183	3,111	43	817	13	208			
	ISLAND PRINCESS	14.50	2,435	35,308	2,313	30,069	900	13,050	270	3,240			
	SEVEN SEAS MARINER	8.00	779	6,232	740	4,440	440	3,520	132	660			
	REGATTA	10.00	768	7,680	730	5,840	372	3,720	112	784			
	<b>SUBTOTAL</b>	<b>51.50</b>	<b>4,175</b>	<b>52,887</b>	<b>3,966</b>	<b>43,460</b>	<b>1,755</b>	<b>21,107</b>	<b>527</b>	<b>4,892</b>			
6/24/2019	SKG												
	AMERICAN CONSTELLATION	5.00	193	965	183	549	43	215	13	26			
	QUEEN ELIZABETH	13.00	2,285	29,705	2,171	23,881	900	11,700	270	2,700			
	Ovation of the Seas	13.50	4,578	61,803	4,349	52,188	1300	17,550	390	4,290			
	RADIANCE OF THE SEAS	13.50	2,334	31,509	2,217	26,604	858	11,583	257	2,827			
	<b>SUBTOTAL</b>	<b>45.00</b>	<b>9,390</b>	<b>123,982</b>	<b>8,920</b>	<b>103,222</b>	<b>3,101</b>	<b>41,048</b>	<b>930</b>	<b>9,843</b>			
6/25/2019	SKG												
	GOLDEN PRINCESS	15.00	2,895	43,425	2,750	35,750	1100	16,500	330	3,960			
	SOLSTICE	11.00	3,135	34,485	2,978	26,802	1000	11,000	300	2,400			
	RUBY PRINCESS	13.25	3,366	44,600	3,198	35,178	1200	15,900	360	3,600			
	NIEUW AMSTERDAM	14.00	2,317	32,438	2,201	26,412	929	13,006	279	3,069			
	<b>SUBTOTAL</b>	<b>53.25</b>	<b>11,713</b>	<b>154,948</b>	<b>11,127</b>	<b>124,142</b>	<b>4,229</b>	<b>56,406</b>	<b>1,269</b>	<b>13,029</b>			



A Review of 2019 Cruise Ship Presence in Skagway, Alaska

Skagway	2019 SE ALASKA CRUISE SHIP SEASON				SCENARIO: HIGH					
	Cruise Ships	Passengers	Crew		Passengers	Crew				
	Ship	In-port Hours	Aboard Estimate	Aboard Hours	Ashore Estimate	Ashore Hours	Aboard Crew	Aboard Hours	Ashore Estimate	Ashore Hours
6/26/2019	SKG									
	ROYAL PRINCESS	14.50	3,916	56,782	3,720	48,360	1350	19,575	405	4,860
	MILLENNIUM	9.00	2,374	21,366	2,255	15,785	997	8,973	299	1,794
	NORWEGIAN BLISS	13.25	4,404	56,353	4,184	46,024	1716	22,737	515	5,150
	<b>SUBTOTAL</b>	<b>36.75</b>	<b>10,694</b>	<b>136,501</b>	<b>10,159</b>	<b>110,169</b>	<b>4,063</b>	<b>51,285</b>	<b>1,219</b>	<b>11,804</b>
6/27/2019	SKG									
	STAR PRINCESS	10.50	2,856	29,988	2,713	24,417	1100	11,550	330	2,640
	AZAMARA QUEST	10.00	781	7,810	742	5,936	408	4,080	122	854
	NOORDAM	14.00	2,169	30,366	2,061	24,732	820	11,480	246	2,706
	DISNEY WONDER	12.50	1,929	24,113	1,833	20,163	947	11,838	284	2,840
	BARANOF DREAM	7.00	41	287	39	195	19	133	6	24
	<b>SUBTOTAL</b>	<b>54.00</b>	<b>7,776</b>	<b>92,564</b>	<b>7,388</b>	<b>75,443</b>	<b>3,294</b>	<b>39,081</b>	<b>988</b>	<b>9,064</b>
6/28/2019	SKG									
	NORWEGIAN JEWEL	10.00	2,627	26,270	2,496	19,968	1100	11,000	330	2,310
	CRYSTAL SYMPHONY	12.00	994	11,928	944	9,440	530	6,360	159	1,431
	CARNIVAL LEGEND	14.00	2,336	32,704	2,219	26,628	961	13,454	288	3,168
	<b>SUBTOTAL</b>	<b>36.00</b>	<b>5,957</b>	<b>70,902</b>	<b>5,659</b>	<b>56,036</b>	<b>2,591</b>	<b>30,814</b>	<b>777</b>	<b>6,909</b>
6/29/2019	SKG									
	ISLAND PRINCESS	14.50	2,435	35,308	2,313	30,069	900	13,050	270	3,240

A Review of 2019 Cruise Ship Presence in Skagway, Alaska

Skagway	2019 SE ALASKA CRUISE SHIP SEASON						SCENARIO: HIGH						
	Cruise Ships			Passengers			Crew			Crew			
Ship	In-port Hours	Aboard Estimate	Aboard Hours	Ashore Estimate	Ashore Hours	Aboard Crew	Ashore Hours	Aboard Hours	Ashore Estimate	Ashore Hours	Aboard Hours	Ashore Estimate	Ashore Hours
GRAND PRINCESS	13.75	2,862	39,353	2,719	32,628	1150	15,813	345	3,795				
ASUKA II	10.00	959	9,590	911	7,288	545	5,450	164	1,148				
VOLENDAM	14.00	1,575	22,050	1,496	17,952	647	9,058	194	2,134				
<b>SUBTOTAL</b>	<b>52.25</b>	<b>7,831</b>	<b>106,301</b>	<b>7,439</b>	<b>87,937</b>	<b>3,242</b>	<b>43,371</b>	<b>973</b>	<b>10,317</b>				
6/30/2019													
SKG													
CORAL PRINCESS	14.00	2,200	30,800	2,090	25,080	895	12,530	269	2,959				
SEVEN SEAS MARINER	10.00	779	7,790	740	5,920	440	4,400	132	924				
VIKING ORION	10.00	1,023	10,230	972	7,776	465	4,650	140	980				
<b>SUBTOTAL</b>	<b>34.00</b>	<b>4,002</b>	<b>48,820</b>	<b>3,802</b>	<b>38,776</b>	<b>1,800</b>	<b>21,580</b>	<b>541</b>	<b>4,863</b>				
7/1/2019													
SKG													
MILLENNIUM	13.50	2,374	32,049	2,255	27,060	997	13,460	299	3,289				
OVATION OF THE SEAS	13.50	4,578	61,803	4,349	52,188	1300	17,550	390	4,290				
SILVER MUSE	9.50	656	6,232	623	4,984	408	3,876	122	854				
AMERICAN CONSTELLATION	9.00	193	1,737	183	1,281	43	387	13	78				
<b>SUBTOTAL</b>	<b>45.50</b>	<b>7,801</b>	<b>101,821</b>	<b>7,410</b>	<b>85,513</b>	<b>2,748</b>	<b>35,273</b>	<b>824</b>	<b>8,511</b>				
7/2/2019													
SKG													
ROYAL PRINCESS	15.00	3,916	58,740	3,720	48,360	1350	20,250	405	4,860				
SOLSTICE	11.00	3,135	34,485	2,978	26,802	1000	11,000	300	2,400				
RUBY PRINCESS	13.25	3,366	44,600	3,198	35,178	1200	15,900	360	3,600				
NIEUW AMSTERDAM	14.00	2,317	32,438	2,201	26,412	929	13,006	279	3,069				

A Review of 2019 Cruise Ship Presence in Skagway, Alaska

Skagway	2019 SE ALASKA CRUISE SHIP SEASON				SCENARIO: HIGH				
	Cruise Ships	Passengers		Crew		Passengers		Crew	
Ship	In-port Hours	Aboard Estimate	Aboard Hours	Ashore Estimate	Ashore Hours	Aboard Crew	Ashore Hours	Aboard Hours	Ashore Hours
ALASKAN DREAM	5.50	44	242	42	168	18	99	5	15
<b>SUBTOTAL</b>	<b>58.75</b>	<b>12,778</b>	<b>170,505</b>	<b>12,139</b>	<b>136,920</b>	<b>4,497</b>	<b>60,255</b>	<b>1,349</b>	<b>13,944</b>
7/3/2019	SKG								
GOLDEN PRINCESS	15.00	2,895	43,425	2,750	35,750	1100	16,500	330	3,960
RADIANCE OF THE SEAS	9.50	2,334	22,173	2,217	17,736	858	8,151	257	1,799
NORWEGIAN JOY	10.00	4,182	41,820	3,973	31,784	1821	18,210	546	3,822
NORWEGIAN BLISS	13.25	4,404	58,353	4,184	46,024	1716	22,737	515	5,150
<b>SUBTOTAL</b>	<b>47.75</b>	<b>13,815</b>	<b>165,771</b>	<b>13,124</b>	<b>131,294</b>	<b>5,495</b>	<b>65,598</b>	<b>1,648</b>	<b>14,731</b>
7/4/2019	SKG								
STAR PRINCESS	10.00	2,856	28,560	2,713	21,704	1100	11,000	330	2,310
WESTERDAM	14.00	2,165	30,310	2,057	24,684	817	11,438	245	2,695
DISNEY WONDER	12.50	1,929	24,113	1,833	20,163	947	11,838	284	2,840
REGATTA	10.50	768	8,064	730	6,570	372	3,906	112	896
<b>SUBTOTAL</b>	<b>47.00</b>	<b>7,718</b>	<b>91,047</b>	<b>7,333</b>	<b>73,121</b>	<b>3,236</b>	<b>38,182</b>	<b>971</b>	<b>8,741</b>
7/5/2019	SKG								
SUN PRINCESS	13.50	2,218	29,943	2,107	25,284	924	12,474	277	3,047
CARNIVAL LEGEND	14.00	2,336	32,704	2,219	26,628	961	13,454	288	3,168
AMSTERDAM	9.00	1,518	13,662	1,442	10,094	647	5,823	194	1,164
NORWEGIAN JEWEL	12.00	2,627	31,524	2,496	24,960	1100	13,200	330	2,970
<b>SUBTOTAL</b>	<b>48.50</b>	<b>8,699</b>	<b>107,833</b>	<b>8,264</b>	<b>86,966</b>	<b>3,632</b>	<b>44,951</b>	<b>1,089</b>	<b>10,349</b>

A Review of 2019 Cruise Ship Presence in Skagway, Alaska

Skagway	2019 SE ALASKA CRUISE SHIP SEASON				SCENARIO: HIGH					
	Cruise Ships	Passengers	Crew							
	Ship	In-port Hours	Aboard Estimate	Aboard Hours	Ashore Estimate	Ashore Hours	Aboard Crew	Aboard Hours	Ashore Estimate	Ashore Hours
7/6/2019	SKG									
	CORAL PRINCESS	13.50	2,200	29,700	2,090	25,080	895	12,083	269	2,959
	VOLENDAM	14.00	1,575	22,050	1,496	17,952	647	9,058	194	2,134
	<b>SUBTOTAL</b>	<b>27.50</b>	<b>3,775</b>	<b>51,750</b>	<b>3,586</b>	<b>43,032</b>	<b>1,542</b>	<b>21,141</b>	<b>463</b>	<b>5,093</b>
7/7/2019	SKG									
	ISLAND PRINCESS	14.50	2,435	35,308	2,313	30,069	900	13,050	270	3,240
	SEVEN SEAS MARINER	10.00	779	7,790	740	5,920	440	4,400	132	924
	SILVER MUSE	9.00	656	5,904	623	4,361	408	3,672	122	732
	<b>SUBTOTAL</b>	<b>33.50</b>	<b>3,870</b>	<b>49,002</b>	<b>3,676</b>	<b>40,350</b>	<b>1,748</b>	<b>21,122</b>	<b>524</b>	<b>4,896</b>
7/8/2019	SKG									
	AZAMARA QUEST	10.00	781	7,810	742	5,936	408	4,080	122	854
	Ovation of the Seas	13.50	4,578	61,803	4,349	52,188	1300	17,550	390	4,290
	Radiance of the Seas	13.50	2,334	31,509	2,217	26,604	858	11,583	257	2,827
	AMERICAN CONSTELLATION	9.00	193	1,737	183	1,281	43	387	13	78
	<b>SUBTOTAL</b>	<b>46.00</b>	<b>7,886</b>	<b>102,859</b>	<b>7,491</b>	<b>86,009</b>	<b>2,609</b>	<b>33,600</b>	<b>782</b>	<b>8,049</b>
7/9/2019	SKG									
	GOLDEN PRINCESS	15.00	2,895	43,425	2,750	35,750	1100	16,500	330	3,960
	SOLSTICE	11.00	3,135	34,485	2,978	26,802	1000	11,000	300	2,400
	RUBY PRINCESS	13.25	3,366	44,600	3,198	35,178	1200	15,900	360	3,600

A Review of 2019 Cruise Ship Presence in Skagway, Alaska

Skagway	2019 SE ALASKA CRUISE SHIP SEASON						SCENARIO: HIGH		
	Cruise Ships	Passengers			Crew				
Ship	In-port Hours	Aboard Estimate	Aboard Hours	Ashore Estimate	Ashore Hours	Aboard Crew	Aboard Hours	Ashore Estimate	Ashore Hours
NIEUW AMSTERDAM	14.00	2,317	32,438	2,201	26,412	929	13,006	279	3,069
<b>SUBTOTAL</b>	<b>53.25</b>	<b>11,713</b>	<b>154,948</b>	<b>11,127</b>	<b>124,142</b>	<b>4,229</b>	<b>56,406</b>	<b>1,269</b>	<b>13,029</b>
7/10/2019	SKG								
ROYAL PRINCESS	14.50	3,916	56,782	3,720	48,360	1350	19,575	405	4,860
MILLENNIUM	9.00	2,374	21,366	2,255	15,785	997	8,973	299	1,794
CRYSTAL SYMPHONY	9.50	994	9,443	944	7,552	530	5,035	159	1,113
NORWEGIAN BLISS	13.25	4,404	58,353	4,184	46,024	1716	22,737	515	5,150
<b>SUBTOTAL</b>	<b>46.25</b>	<b>11,688</b>	<b>145,944</b>	<b>11,103</b>	<b>117,721</b>	<b>4,593</b>	<b>56,320</b>	<b>1,378</b>	<b>12,917</b>
7/11/2019	SKG								
STAR PRINCESS	10.00	2,856	28,560	2,713	21,704	1100	11,000	330	2,310
NOORDAM	14.00	2,169	30,366	2,061	24,732	820	11,480	246	2,706
VIKING ORION	10.00	1,023	10,230	972	7,776	465	4,650	140	980
BARANOF DREAM	8.00	41	328	39	234	19	152	6	30
<b>SUBTOTAL</b>	<b>42.00</b>	<b>6,089</b>	<b>69,484</b>	<b>5,785</b>	<b>54,446</b>	<b>2,404</b>	<b>27,282</b>	<b>722</b>	<b>6,026</b>
7/12/2019	SKG								
NORWEGIAN JEWEL	10.00	2,627	26,270	2,496	19,968	1100	11,000	330	2,310
CARNIVAL LEGEND	14.00	2,336	32,704	2,219	26,628	961	13,454	288	3,168
AMSTERDAM	9.00	1,518	13,662	1,442	10,094	647	5,823	194	1,164
<b>SUBTOTAL</b>	<b>33.00</b>	<b>6,481</b>	<b>72,636</b>	<b>6,157</b>	<b>56,690</b>	<b>2,708</b>	<b>30,277</b>	<b>812</b>	<b>6,642</b>

A Review of 2019 Cruise Ship Presence in Skagway, Alaska

Skagway	2019 SE ALASKA CRUISE SHIP SEASON				SCENARIO: HIGH				
	Cruise Ships	Passengers	Crew						
Ship	In-port Hours	Aboard Estimate	Aboard Hours	Ashore Estimate	Ashore Hours	Aboard Crew	Aboard Hours	Ashore Estimate	Ashore Hours
7/13/2019	SKG								
	ISLAND PRINCESS	13.50	2,435	32,873	2,313	27,756	900	12,150	2,970
	VOLENDAM	14.00	1,575	22,050	1,496	17,952	647	9,058	2,134
	<b>SUBTOTAL</b>	<b>27.50</b>	<b>4,010</b>	<b>54,923</b>	<b>3,809</b>	<b>45,708</b>	<b>1,547</b>	<b>21,208</b>	<b>5,104</b>
7/14/2019	SKG								
	AMERICAN CONSTELLATION	19.00	193	3,667	183	3,111	43	817	208
	CORAL PRINCESS	14.00	2,200	30,800	2,090	25,080	895	12,530	2,959
	CRYSTAL SYMPHONY	10.00	994	9,940	944	7,552	530	5,300	1,113
	<b>SUBTOTAL</b>	<b>43.00</b>	<b>3,387</b>	<b>44,407</b>	<b>3,217</b>	<b>35,743</b>	<b>1,468</b>	<b>18,647</b>	<b>4,280</b>
7/15/2019	SKG								
	AMERICAN CONSTELLATION	5.00	193	965	183	549	43	215	26
	MILLENNIUM	13.50	2,374	32,049	2,255	27,060	997	13,460	3,289
	OVATION OF THE SEAS	13.50	4,578	61,803	4,349	52,188	1300	17,550	4,290
	SILVER MUSE	9.50	656	6,232	623	4,984	408	3,876	854
	<b>SUBTOTAL</b>	<b>41.50</b>	<b>7,801</b>	<b>101,049</b>	<b>7,410</b>	<b>84,781</b>	<b>2,748</b>	<b>35,101</b>	<b>8,459</b>
7/16/2019	SKG								
	ROYAL PRINCESS	15.00	3,916	58,740	3,720	48,360	1350	20,250	4,860
	SOLSTICE	11.00	3,135	34,485	2,978	26,802	1000	11,000	2,400
	RUBY PRINCESS	13.25	3,366	44,600	3,198	35,178	1200	15,900	3,600

A Review of 2019 Cruise Ship Presence in Skagway, Alaska

Skagway	2019 SE ALASKA CRUISE SHIP SEASON						SCENARIO: HIGH		
	Cruise Ships	Passengers			Crew				
Ship	In-port Hours	Aboard Estimate	Aboard Hours	Ashore Estimate	Ashore Hours	Aboard Crew	Aboard Hours	Ashore Estimate	Ashore Hours
NIEUW AMSTERDAM	14.00	2,317	32,438	2,201	26,412	929	13,006	279	3,069
<b>SUBTOTAL</b>	<b>53.25</b>	<b>12,734</b>	<b>170,263</b>	<b>12,097</b>	<b>136,752</b>	<b>4,479</b>	<b>60,156</b>	<b>1,344</b>	<b>13,929</b>
7/17/2019	SKG								
GOLDEN PRINCESS	15.00	2,895	43,425	2,750	35,750	1100	16,500	330	3,960
RADIANCE OF THE SEAS	9.50	2,334	22,173	2,217	17,736	858	8,151	257	1,799
NORWEGIAN JOY	10.00	4,182	41,820	3,973	31,784	1821	18,210	546	3,822
NORWEGIAN BLISS	13.25	4,404	58,353	4,184	46,024	1716	22,737	515	5,150
<b>SUBTOTAL</b>	<b>47.75</b>	<b>13,815</b>	<b>165,771</b>	<b>13,124</b>	<b>131,294</b>	<b>5,495</b>	<b>65,598</b>	<b>1,648</b>	<b>14,731</b>
7/18/2019	SKG								
STAR PRINCESS	10.00	2,856	28,560	2,713	21,704	1100	11,000	330	2,310
WESTERDAM	14.00	2,165	30,310	2,057	24,684	817	11,438	245	2,695
SEVEN SEAS MARINER	10.00	779	7,790	740	5,920	440	4,400	132	924
<b>SUBTOTAL</b>	<b>34.00</b>	<b>5,800</b>	<b>66,660</b>	<b>5,510</b>	<b>52,308</b>	<b>2,357</b>	<b>26,838</b>	<b>707</b>	<b>5,929</b>
7/19/2019	SKG								
GRAND PRINCESS	13.50	2,862	38,637	2,719	32,628	1150	15,525	345	3,795
CARNIVAL LEGEND	14.00	2,336	32,704	2,219	26,628	961	13,454	288	3,168
NORWEGIAN JEWEL	12.00	2,627	31,524	2,496	24,960	1100	13,200	330	2,970
<b>SUBTOTAL</b>	<b>39.50</b>	<b>7,825</b>	<b>102,865</b>	<b>7,434</b>	<b>84,216</b>	<b>3,211</b>	<b>42,179</b>	<b>963</b>	<b>9,933</b>

A Review of 2019 Cruise Ship Presence in Skagway, Alaska

Skagway	2019 SE ALASKA CRUISE SHIP SEASON				SCENARIO: HIGH					
	Cruise Ships	Passengers	Crew		Passengers	Crew				
	Ship	In-port Hours	Aboard Estimate	Aboard Hours	Ashore Estimate	Ashore Hours	Aboard Crew	Aboard Hours	Ashore Estimate	Ashore Hours
7/20/2019	SKG									
	CORAL PRINCESS	13.50	2,200	29,700	2,090	25,080	895	12,083	269	2,959
	VOLENDAM	14.00	1,575	22,050	1,496	17,952	647	9,058	194	2,134
	VIKING ORION	10.00	1,023	10,230	972	7,776	465	4,650	140	980
	REGATTA	14.00	768	10,752	730	8,760	372	5,208	112	1,232
	<b>SUBTOTAL</b>	<b>51.50</b>	<b>5,566</b>	<b>72,732</b>	<b>5,288</b>	<b>59,568</b>	<b>2,379</b>	<b>30,999</b>	<b>715</b>	<b>7,305</b>
7/21/2019	SKG									
	AMERICAN CONSTELLATION	19.00	193	3,667	183	3,111	43	817	13	208
	LE SOLEAL	13.00	246	3,198	234	2,574	139	1,807	42	420
	ISLAND PRINCESS	14.50	2,435	35,308	2,313	30,069	900	13,050	270	3,240
	SILVER MUSE	9.00	656	5,904	623	4,361	408	3,672	122	732
	<b>SUBTOTAL</b>	<b>55.50</b>	<b>3,530</b>	<b>48,077</b>	<b>3,353</b>	<b>40,115</b>	<b>1,490</b>	<b>19,346</b>	<b>447</b>	<b>4,600</b>
7/22/2019	SKG									
	AMERICAN CONSTELLATION	5.00	193	965	183	549	43	215	13	26
	OYATION OF THE SEAS	13.50	4,578	61,803	4,349	52,188	1300	17,550	390	4,290
	RADIANCE OF THE SEAS	13.50	2,334	31,509	2,217	26,604	858	11,583	257	2,827
	<b>SUBTOTAL</b>	<b>32.00</b>	<b>7,105</b>	<b>94,277</b>	<b>6,749</b>	<b>79,341</b>	<b>2,201</b>	<b>29,348</b>	<b>660</b>	<b>7,143</b>
7/23/2019	SKG									
	GOLDEN PRINCESS	15.00	2,895	43,425	2,750	35,750	1100	16,500	330	3,960



A Review of 2019 Cruise Ship Presence in Skagway, Alaska

Skagway	2019 SE ALASKA CRUISE SHIP SEASON						SCENARIO: HIGH						
	Cruise Ships			Passengers			Crew			Crew			
Ship	In-port Hours	Aboard Estimate	Aboard Hours	Ashore Estimate	Ashore Hours	Aboard Crew	Ashore Hours	Aboard Hours	Ashore Estimate	Ashore Hours	Aboard Hours	Ashore Estimate	Ashore Hours
SOLSTICE	11.00	3,135	34,485	2,978	26,802	1000	11,000	300	2,400				
RUBY PRINCESS	13.25	3,366	44,600	3,198	35,178	1200	15,900	360	3,600				
NIEUW AMSTERDAM	14.00	2,317	32,438	2,201	26,412	929	13,006	279	3,069				
<b>SUBTOTAL</b>	<b>53.25</b>	<b>11,713</b>	<b>154,948</b>	<b>11,127</b>	<b>124,142</b>	<b>4,229</b>	<b>56,406</b>	<b>1,269</b>	<b>13,029</b>				
7/24/2019	SKG												
ROYAL PRINCESS	14.50	3,916	56,782	3,720	48,360	1350	19,575	405	4,860				
MILLENNIUM	9.00	2,374	21,366	2,255	15,785	997	8,973	299	1,794				
NORWEGIAN BLISS	13.25	4,404	58,353	4,184	46,024	1716	22,737	515	5,150				
<b>SUBTOTAL</b>	<b>36.75</b>	<b>10,694</b>	<b>136,501</b>	<b>10,159</b>	<b>110,169</b>	<b>4,063</b>	<b>51,285</b>	<b>1,219</b>	<b>11,804</b>				
7/25/2019	SKG												
STAR PRINCESS	10.50	2,856	29,988	2,713	24,417	1100	11,550	330	2,640				
AZAMARA QUEST	9.00	781	7,029	742	5,194	408	3,672	122	732				
NOORDAM	14.00	2,169	30,366	2,061	24,732	820	11,480	246	2,706				
DISNEY WONDER	12.50	1,929	24,113	1,833	20,163	947	11,838	284	2,840				
<b>SUBTOTAL</b>	<b>46.00</b>	<b>7,735</b>	<b>91,496</b>	<b>7,349</b>	<b>74,506</b>	<b>3,275</b>	<b>38,540</b>	<b>982</b>	<b>8,918</b>				
7/26/2019	SKG												
NORWEGIAN JEWEL	10.00	2,627	26,270	2,496	19,968	1100	11,000	330	2,310				
CARNIVAL LEGEND	14.00	2,336	32,704	2,219	26,628	961	13,454	288	3,168				
<b>SUBTOTAL</b>	<b>24.00</b>	<b>4,963</b>	<b>58,974</b>	<b>4,715</b>	<b>46,596</b>	<b>2,061</b>	<b>24,454</b>	<b>618</b>	<b>5,478</b>				

A Review of 2019 Cruise Ship Presence in Skagway, Alaska

Skagway	Cruise Ships				Passengers				Crew			
	Ship	In-port Hours	Aboard Estimate	Aboard Hours	Ashore Estimate	Ashore Hours	Aboard Crew	Aboard Hours	Ashore Estimate	Ashore Hours		
7/27/2019	SKG											
	CRYSTAL SYMPHONY	8.50	994	8,449	944	6,608	530	4,505	159	954		
	ISLAND PRINCESS	13.50	2,435	32,873	2,313	27,756	900	12,150	270	2,970		
	VOLENDAM	14.00	1,575	22,050	1,496	17,952	647	9,058	194	2,134		
	<b>SUBTOTAL</b>	<b>36.00</b>	<b>5,004</b>	<b>63,372</b>	<b>4,753</b>	<b>52,316</b>	<b>2,077</b>	<b>25,713</b>	<b>623</b>	<b>6,058</b>		
7/28/2019	SKG											
	CORAL PRINCESS	14.00	2,200	30,800	2,090	25,080	895	12,530	269	2,959		
	SEVEN SEAS MARINER	10.00	779	7,790	740	5,920	440	4,400	132	924		
	<b>SUBTOTAL</b>	<b>24.00</b>	<b>2,979</b>	<b>38,590</b>	<b>2,830</b>	<b>31,000</b>	<b>1,335</b>	<b>16,930</b>	<b>401</b>	<b>3,883</b>		
7/29/2019	SKG											
	MILLENNIUM	13.50	2,374	32,049	2,255	27,060	997	13,460	299	3,289		
	OVATION OF THE SEAS	13.50	4,578	61,803	4,349	52,188	1300	17,550	390	4,290		
	SILVER MUSE	9.50	656	6,232	623	4,984	408	3,876	122	854		
	VIKING ORION	10.00	1,023	10,230	972	7,776	465	4,650	140	980		
	AMERICAN CONSTELLATION	9.00	193	1,737	183	1,281	43	387	13	78		
	<b>SUBTOTAL</b>	<b>55.50</b>	<b>8,824</b>	<b>112,051</b>	<b>8,382</b>	<b>93,289</b>	<b>3,213</b>	<b>39,923</b>	<b>964</b>	<b>9,491</b>		
7/30/2019	SKG											
	ROYAL PRINCESS	15.00	3,916	58,740	3,720	48,360	1350	20,250	405	4,860		
	SOLSTICE	11.00	3,135	34,485	2,978	26,802	1000	11,000	300	2,400		

A Review of 2019 Cruise Ship Presence in Skagway, Alaska

Skagway	2019 SE ALASKA CRUISE SHIP SEASON						SCENARIO: HIGH					
	Cruise Ships			Passengers			Crew			Crew		
Ship	In-port Hours	Aboard Estimate	Aboard Hours	Ashore Estimate	Ashore Hours	Aboard Crew	Aboard Hours	Ashore Estimate	Ashore Hours	Aboard Hours	Ashore Estimate	Ashore Hours
RUBY PRINCESS	13.25	3,366	44,600	3,198	35,178	1200	15,900	360	3,600			
NIEUW AMSTERDAM	14.00	2,317	32,438	2,201	26,412	929	13,006	279	3,069			
<b>SUBTOTAL</b>	<b>53.25</b>	<b>12,734</b>	<b>170,263</b>	<b>12,097</b>	<b>136,752</b>	<b>4,479</b>	<b>60,156</b>	<b>1,344</b>	<b>13,929</b>			
7/31/2019 SKG												
GOLDEN PRINCESS	15.00	2,895	43,425	2,750	35,750	1100	16,500	330	3,960			
RADIANCE OF THE SEAS	9.50	2,334	22,173	2,217	17,736	858	8,151	257	1,799			
NORWEGIAN JOY	10.00	4,182	41,820	3,973	31,784	1821	18,210	546	3,822			
NORWEGIAN BLISS	13.25	4,404	58,353	4,184	46,024	1716	22,737	515	5,150			
BARANOF DREAM	8.00	41	328	39	234	19	152	6	30			
<b>SUBTOTAL</b>	<b>55.75</b>	<b>13,856</b>	<b>166,099</b>	<b>13,163</b>	<b>131,528</b>	<b>5,514</b>	<b>65,750</b>	<b>1,654</b>	<b>14,761</b>			
8/1/2019 SKG												
STAR PRINCESS	10.50	2,856	29,988	2,713	24,417	1100	11,550	330	2,640			
REGATTA	9.00	768	6,912	730	5,110	372	3,348	112	672			
WESTERDAM	14.00	2,165	30,310	2,057	24,684	817	11,438	245	2,695			
DISNEY WONDER	12.50	1,929	24,113	1,833	20,163	947	11,838	284	2,840			
ALASKAN DREAM	5.00	44	220	42	126	18	90	5	10			
<b>SUBTOTAL</b>	<b>51.00</b>	<b>7,762</b>	<b>91,543</b>	<b>7,375</b>	<b>74,500</b>	<b>3,254</b>	<b>38,264</b>	<b>976</b>	<b>8,857</b>			
8/2/2019 SKG												
LE SOLEAL	13.00	246	3,198	234	2,574	139	1,807	42	420			
CRYSTAL SYMPHONY	11.00	994	10,934	944	8,496	530	5,830	159	1,272			

A Review of 2019 Cruise Ship Presence in Skagway, Alaska

Skagway	2019 SE ALASKA CRUISE SHIP SEASON						SCENARIO: HIGH		
	Cruise Ships	Passengers			Crew				
Ship	In-port Hours	Aboard Estimate	Aboard Hours	Ashore Estimate	Ashore Hours	Aboard Crew	Aboard Hours	Ashore Estimate	Ashore Hours
CARNIVAL LEGEND	14.00	2,336	32,704	2,219	26,628	961	13,454	288	3,168
NORWEGIAN JEWEL	12.00	2,627	31,524	2,496	24,960	1100	13,200	330	2,970
<b>SUBTOTAL</b>	<b>50.00</b>	<b>6,203</b>	<b>78,360</b>	<b>5,893</b>	<b>62,658</b>	<b>2,730</b>	<b>34,291</b>	<b>819</b>	<b>7,830</b>
8/3/2019 SKG									
CORAL PRINCESS	13.50	2,200	29,700	2,090	25,080	895	12,083	269	2,959
VOLENDAM	14.00	1,575	22,050	1,496	17,952	647	9,058	194	2,134
AZAMARA QUEST	9.50	781	7,420	742	5,936	408	3,876	122	854
<b>SUBTOTAL</b>	<b>37.00</b>	<b>4,556</b>	<b>59,170</b>	<b>4,328</b>	<b>48,968</b>	<b>1,950</b>	<b>25,017</b>	<b>585</b>	<b>5,947</b>
8/4/2019 SKG									
LE SOLEAL	13.00	246	3,198	234	2,574	139	1,807	42	420
ISLAND PRINCESS	14.50	2,435	35,308	2,313	30,069	900	13,050	270	3,240
SEVEN SEAS MARINER	8.00	779	6,232	740	4,440	440	3,520	132	660
SILVER MUSE	9.00	656	5,904	623	4,361	408	3,672	122	732
<b>SUBTOTAL</b>	<b>44.50</b>	<b>4,116</b>	<b>50,642</b>	<b>3,910</b>	<b>41,444</b>	<b>1,887</b>	<b>22,049</b>	<b>566</b>	<b>5,052</b>
8/5/2019 SKG									
OVATION OF THE SEAS	13.50	4,578	61,803	4,349	52,188	1300	17,550	390	4,290
RADIANCE OF THE SEAS	13.50	2,334	31,509	2,217	26,604	858	11,583	257	2,827
AMERICAN CONSTELLATION	9.00	193	1,737	183	1,281	43	387	13	78
<b>SUBTOTAL</b>	<b>36.00</b>	<b>7,105</b>	<b>95,049</b>	<b>6,749</b>	<b>80,073</b>	<b>2,201</b>	<b>29,520</b>	<b>660</b>	<b>7,195</b>

A Review of 2019 Cruise Ship Presence in Skagway, Alaska

Skagway	2019 SE ALASKA CRUISE SHIP SEASON				SCENARIO: HIGH				
	Cruise Ships	Passengers		Crew		Passengers		Crew	
	Ship	In-port Hours	Aboard Estimate	Aboard Hours	Ashore Estimate	Ashore Hours	Aboard Crew	Ashore Estimate	Ashore Hours
8/6/2019	SKG								
	GOLDEN PRINCESS	15.00	2,895	43,425	2,750	35,750	1100	16,500	330
	SOLSTICE	11.00	3,135	34,485	2,978	26,802	1000	11,000	300
	RUBY PRINCESS	13.25	3,366	44,600	3,198	35,178	1200	15,900	360
	NIEUW AMSTERDAM	14.00	2,317	32,438	2,201	26,412	929	13,006	279
	<b>SUBTOTAL</b>	<b>53.25</b>	<b>11,713</b>	<b>154,948</b>	<b>11,127</b>	<b>124,142</b>	<b>4,229</b>	<b>56,406</b>	<b>1,269</b>
8/7/2019	SKG								
	ROYAL PRINCESS	14.50	3,916	56,782	3,720	48,360	1350	19,575	405
	MILLENNIUM	9.00	2,374	21,366	2,255	15,785	997	8,973	299
	NORWEGIAN BLISS	13.25	4,404	58,353	4,184	46,024	1716	22,737	515
	<b>SUBTOTAL</b>	<b>36.75</b>	<b>10,694</b>	<b>136,501</b>	<b>10,159</b>	<b>110,169</b>	<b>4,063</b>	<b>51,285</b>	<b>1,219</b>
8/8/2019	SKG								
	STAR PRINCESS	10.00	2,856	28,560	2,713	21,704	1100	11,000	330
	NOORDAM	14.00	2,169	30,366	2,061	24,732	820	11,480	246
	DISNEY WONDER	12.50	1,929	24,113	1,833	20,163	947	11,838	284
	<b>SUBTOTAL</b>	<b>36.50</b>	<b>6,954</b>	<b>83,039</b>	<b>6,607</b>	<b>66,599</b>	<b>2,867</b>	<b>34,318</b>	<b>860</b>
8/9/2019	SKG								
	VIKING ORION	12.00	1,023	12,276	972	9,720	465	5,580	140
	NORWEGIAN JEWEL	10.00	2,627	26,270	2,496	19,968	1100	11,000	330

A Review of 2019 Cruise Ship Presence in Skagway, Alaska

Skagway	2019 SE ALASKA CRUISE SHIP SEASON						SCENARIO: HIGH						
	Cruise Ships			Passengers			Crew			Crew			
Ship	In-port Hours	Aboard Estimate	Aboard Hours	Ashore Estimate	Ashore Hours	Aboard Crew	Ashore Hours	Aboard Hours	Ashore Estimate	Ashore Hours	Aboard Hours	Ashore Estimate	Ashore Hours
GRAND PRINCESS	13.50	2,862	38,637	2,719	32,628	1150	15,525	345	3,795				
CARNIVAL LEGEND	14.00	2,336	32,704	2,219	26,628	961	13,454	288	3,168				
<b>SUBTOTAL</b>	<b>49.50</b>	<b>8,848</b>	<b>109,887</b>	<b>8,406</b>	<b>88,944</b>	<b>3,676</b>	<b>45,559</b>	<b>1,103</b>	<b>10,533</b>				
8/10/2019	SKG												
ISLAND PRINCESS	13.50	2,435	32,873	2,313	27,756	900	12,150	270	2,970				
VOLENDAM	14.00	1,575	22,050	1,496	17,952	647	9,058	194	2,134				
<b>SUBTOTAL</b>	<b>27.50</b>	<b>4,010</b>	<b>54,923</b>	<b>3,809</b>	<b>45,708</b>	<b>1,547</b>	<b>21,208</b>	<b>464</b>	<b>5,104</b>				
8/11/2019	SKG												
AMERICAN CONSTELLATION	19.00	193	3,667	183	3,111	43	817	13	208				
CORAL PRINCESS	14.00	2,200	30,800	2,090	25,080	895	12,530	269	2,959				
SEVEN SEAS MARINER	10.00	779	7,790	740	5,920	440	4,400	132	924				
<b>SUBTOTAL</b>	<b>43.00</b>	<b>3,172</b>	<b>42,257</b>	<b>3,013</b>	<b>34,111</b>	<b>1,378</b>	<b>17,747</b>	<b>414</b>	<b>4,091</b>				
8/12/2019	SKG												
AMERICAN CONSTELLATION	5.00	193	965	183	549	43	215	13	26				
MILLENNIUM	13.50	2,374	32,049	2,255	27,060	997	13,460	299	3,289				
Ovation of the Seas	13.50	4,578	61,803	4,349	52,188	1300	17,550	390	4,290				
SILVER MUSE	9.50	656	6,232	623	4,984	408	3,876	122	854				
<b>SUBTOTAL</b>	<b>41.50</b>	<b>7,801</b>	<b>101,049</b>	<b>7,410</b>	<b>84,781</b>	<b>2,748</b>	<b>35,101</b>	<b>824</b>	<b>8,459</b>				

# A Review of 2019 Cruise Ship Presence in Skagway, Alaska

Skagway	2019 SE ALASKA CRUISE SHIP SEASON				SCENARIO: HIGH					
	Cruise Ships	Passengers	Crew		Passengers	Crew				
	Ship	In-port Hours	Aboard Estimate	Aboard Hours	Ashore Estimate	Ashore Hours	Aboard Crew	Aboard Hours	Ashore Estimate	Ashore Hours
8/13/2019	SKG									
	ROYAL PRINCESS	15.00	3,916	58,740	3,720	48,360	1350	20,250	405	4,860
	SOLSTICE	11.00	3,135	34,485	2,978	26,802	1000	11,000	300	2,400
	RUBY PRINCESS	13.25	3,366	44,600	3,198	35,178	1200	15,900	360	3,600
	NIEUW AMSTERDAM	14.00	2,317	32,438	2,201	26,412	929	13,006	279	3,069
	<b>SUBTOTAL</b>	<b>53.25</b>	<b>12,734</b>	<b>170,263</b>	<b>12,097</b>	<b>136,752</b>	<b>4,479</b>	<b>60,156</b>	<b>1,344</b>	<b>13,929</b>
8/14/2019	SKG									
	GOLDEN PRINCESS	15.00	2,895	43,425	2,750	35,750	1100	16,500	330	3,960
	RADIANCE OF THE SEAS	9.50	2,334	22,173	2,217	17,736	858	8,151	257	1,799
	NORWEGIAN JOY	10.00	4,182	41,820	3,973	31,784	1821	18,210	546	3,822
	NORWEGIAN BLISS	13.25	4,404	58,353	4,184	46,024	1716	22,737	515	5,150
	<b>SUBTOTAL</b>	<b>47.75</b>	<b>13,815</b>	<b>165,771</b>	<b>13,124</b>	<b>131,294</b>	<b>5,495</b>	<b>65,598</b>	<b>1,648</b>	<b>14,731</b>
8/15/2019	SKG									
	STAR PRINCESS	10.50	2,856	29,988	2,713	24,417	1100	11,550	330	2,640
	WESTERDAM	14.00	2,165	30,310	2,057	24,684	817	11,438	245	2,695
	DISNEY WONDER	12.50	1,929	24,113	1,833	20,163	947	11,838	284	2,840
	REGATTA	8.00	768	6,144	730	4,380	372	2,976	112	560
	<b>SUBTOTAL</b>	<b>45.00</b>	<b>7,718</b>	<b>90,555</b>	<b>7,333</b>	<b>73,644</b>	<b>3,236</b>	<b>37,802</b>	<b>971</b>	<b>8,735</b>





A Review of 2019 Cruise Ship Presence in Skagway, Alaska

Skagway	2019 SE ALASKA CRUISE SHIP SEASON						SCENARIO: HIGH		
	Cruise Ships	Passengers			Crew				
Ship	In-port Hours	Aboard Estimate	Aboard Hours	Ashore Estimate	Ashore Hours	Aboard Crew	Aboard Hours	Ashore Estimate	Ashore Hours
<b>SUBTOTAL</b>	45.25	9,967	132,199	9,468	109,250	3,351	44,586	1,005	10,593
8/20/2019									
SKG									
GOLDEN PRINCESS	15.00	2,895	43,425	2,750	35,750	1100	16,500	330	3,960
SOLSTICE	11.00	3,135	34,485	2,978	26,802	1000	11,000	300	2,400
RUBY PRINCESS	13.25	3,366	44,600	3,198	35,178	1200	15,900	360	3,600
NIEUW AMSTERDAM	14.00	2,317	32,438	2,201	26,412	929	13,006	279	3,069
<b>SUBTOTAL</b>	53.25	11,713	154,948	11,127	124,142	4,229	56,406	1,269	13,029
8/21/2019									
SKG									
ROYAL PRINCESS	14.50	3,916	56,782	3,720	48,360	1350	19,575	405	4,860
MILLENNIUM	9.00	2,374	21,366	2,255	15,785	997	8,973	299	1,794
NORWEGIAN BLISS	13.25	4,404	58,353	4,184	46,024	1716	22,737	515	5,150
<b>SUBTOTAL</b>	36.75	10,694	136,501	10,159	110,169	4,063	51,285	1,219	11,804
8/22/2019									
SKG									
STAR PRINCESS	10.00	2,856	28,560	2,713	21,704	1100	11,000	330	2,310
NOORDAM	14.00	2,169	30,366	2,061	24,732	820	11,480	246	2,706
DISNEY WONDER	12.50	1,929	24,113	1,833	20,163	947	11,838	284	2,840
BARANOF DREAM	8.00	41	328	39	234	19	152	6	30
<b>SUBTOTAL</b>	44.50	6,995	83,367	6,646	66,833	2,886	34,470	866	7,886

A Review of 2019 Cruise Ship Presence in Skagway, Alaska

Skagway	Cruise Ships				Passengers				Crew				SCENARIO: HIGH			
	Ship	In-port Hours	Aboard Estimate	Aboard Hours	Aboard Estimate	Ashore Estimate	Ashore Hours	Aboard Crew	Aboard Hours	Ashore Estimate	Ashore Hours	Aboard Estimate	Aboard Hours	Ashore Estimate	Ashore Hours	
8/23/2019	SKG															
	NORWEGIAN JEWEL	10.00	2,627	26,270	2,496	19,968	1100	11,000	330	2,310						
	CARNIVAL LEGEND	14.00	2,336	32,704	2,219	26,628	961	13,454	288	3,168						
	<b>SUBTOTAL</b>	<b>24.00</b>	<b>4,963</b>	<b>58,974</b>	<b>4,715</b>	<b>46,596</b>	<b>2,061</b>	<b>24,454</b>	<b>618</b>	<b>5,478</b>						
8/24/2019	SKG															
	CRYSTAL SYMPHONY	11.00	994	10,934	944	8,496	530	5,830	159	1,272						
	ISLAND PRINCESS	13.50	2,435	32,873	2,313	27,756	900	12,150	270	2,970						
	VOLENDAM	14.00	1,575	22,050	1,496	17,952	647	9,058	194	2,134						
	ALASKAN DREAM	5.50	44	242	42	168	18	99	5	15						
	<b>SUBTOTAL</b>	<b>44.00</b>	<b>5,048</b>	<b>66,099</b>	<b>4,795</b>	<b>54,372</b>	<b>2,095</b>	<b>27,137</b>	<b>628</b>	<b>6,391</b>						
8/25/2019	SKG															
	AMERICAN CONSTELLATION	19.00	193	3,667	183	3,111	43	817	13	208						
	CORAL PRINCESS	14.00	0	0	0	0	0	0	0	0						
	SEVEN SEAS MARINER	10.00	779	7,790	740	5,920	440	4,400	132	924						
	<b>SUBTOTAL</b>	<b>43.00</b>	<b>972</b>	<b>11,457</b>	<b>923</b>	<b>9,031</b>	<b>483</b>	<b>5,217</b>	<b>145</b>	<b>1,132</b>						
8/26/2019	SKG															
	AMERICAN CONSTELLATION	5.00	193	965	183	549	43	215	13	26						
	MILLENNIUM	13.50	2,374	32,049	2,255	27,060	997	13,460	299	3,289						
	OVATION OF THE SEAS	13.50	4,578	61,803	4,349	52,188	1300	17,550	390	4,290						

A Review of 2019 Cruise Ship Presence in Skagway, Alaska

Skagway	2019 SE ALASKA CRUISE SHIP SEASON						SCENARIO: HIGH						
	Cruise Ships			Passengers			Crew			Crew			
Ship	In-port Hours	Aboard Estimate	Aboard Hours	Ashore Estimate	Ashore Hours	Aboard Crew	Ashore Hours	Aboard Hours	Ashore Estimate	Ashore Hours	Aboard Hours	Ashore Estimate	Ashore Hours
SILVER MUSE	9.50	656	6,232	623	4,984	408	3,876	122	854				
BARANOF DREAM	6.00	41	246	39	156	19	114	6	18				
<b>SUBTOTAL</b>	<b>47.50</b>	<b>7,842</b>	<b>101,295</b>	<b>7,449</b>	<b>84,937</b>	<b>2,767</b>	<b>35,215</b>	<b>830</b>	<b>8,477</b>				
8/27/2019	SKG												
ROYAL PRINCESS	15.00	3,916	58,740	3,720	48,360	1350	20,250	405	4,860				
SOLSTICE	11.00	3,135	34,485	2,978	26,802	1000	11,000	300	2,400				
RUBY PRINCESS	13.25	3,366	44,600	3,198	35,178	1200	15,900	360	3,600				
NIEUW AMSTERDAM	14.00	2,317	32,438	2,201	26,412	929	13,006	279	3,069				
<b>SUBTOTAL</b>	<b>53.25</b>	<b>12,734</b>	<b>170,263</b>	<b>12,097</b>	<b>136,752</b>	<b>4,479</b>	<b>60,156</b>	<b>1,344</b>	<b>13,929</b>				
8/28/2019	SKG												
GOLDEN PRINCESS	15.00	2,895	43,425	2,750	35,750	1100	16,500	330	3,960				
RADIANCE OF THE SEAS	9.50	2,334	22,173	2,217	17,736	858	8,151	257	1,799				
NORWEGIAN JOY	10.00	4,182	41,820	3,973	31,784	1821	18,210	546	3,822				
NORWEGIAN BLISS	13.25	4,404	58,353	4,184	46,024	1716	22,737	515	5,150				
<b>SUBTOTAL</b>	<b>47.75</b>	<b>13,815</b>	<b>165,771</b>	<b>13,124</b>	<b>131,294</b>	<b>5,495</b>	<b>65,598</b>	<b>1,648</b>	<b>14,731</b>				
8/29/2019	SKG												
GRAND PRINCESS	15.00	2,862	42,930	2,719	35,347	1150	17,250	345	4,140				
STAR PRINCESS	10.00	2,856	28,560	2,713	21,704	1100	11,000	330	2,310				
WESTERDAM	14.00	2,165	30,310	2,057	24,684	817	11,438	245	2,695				
DISNEY WONDER	12.50	1,929	24,113	1,833	20,163	947	11,838	284	2,840				

A Review of 2019 Cruise Ship Presence in Skagway, Alaska

Skagway	2019 SE ALASKA CRUISE SHIP SEASON						SCENARIO: HIGH		
	Cruise Ships	Passengers			Crew				
Ship	In-port Hours	Aboard Estimate	Aboard Hours	Ashore Estimate	Ashore Hours	Aboard Crew	Aboard Hours	Ashore Estimate	Ashore Hours
<b>SUBTOTAL</b>	51.50	9,812	125,913	9,322	101,898	4,014	51,526	1,204	11,985
8/30/2019	SKG								
CARNIVAL LEGEND	14.00	2,336	32,704	2,219	26,628	961	13,454	288	3,168
CRYSTAL SYMPHONY	10.00	994	9,940	944	7,552	530	5,300	159	1,113
NORWEGIAN JEWEL	12.00	2,627	31,524	2,496	24,960	1100	13,200	330	2,970
<b>SUBTOTAL</b>	36.00	5,957	74,168	5,659	59,140	2,591	31,954	777	7,251
8/31/2019	SKG								
CORAL PRINCESS	13.50	2,200	29,700	2,090	25,080	895	12,083	269	2,959
VOLENDAM	14.00	1,575	22,050	1,496	17,952	647	9,058	194	2,134
REGATTA	14.00	768	10,752	730	8,760	372	5,208	112	1,232
<b>SUBTOTAL</b>	41.50	4,543	62,502	4,316	51,792	1,914	26,349	575	6,325
9/1/2019	SKG								
AMERICAN CONSTELLATION	19.00	193	3,667	183	3,111	43	817	13	208
ISLAND PRINCESS	14.00	2,435	34,090	2,313	27,756	900	12,600	270	2,970
SEVEN SEAS MARINER	8.00	779	6,232	740	4,440	440	3,520	132	660
SILVER MUSE	9.00	656	5,904	623	4,361	408	3,672	122	732
<b>SUBTOTAL</b>	50.00	4,063	49,893	3,859	39,668	1,791	20,609	537	4,570
9/2/2019	SKG								
AMERICAN CONSTELLATION	5.00	193	965	183	549	43	215	13	26



A Review of 2019 Cruise Ship Presence in Skagway, Alaska

Skagway	2019 SE ALASKA CRUISE SHIP SEASON						SCENARIO: HIGH					
	Cruise Ships			Passengers			Crew			Crew		
	Ship	In-port Hours	Aboard Estimate	Aboard Hours	Ashore Estimate	Ashore Hours	Aboard Crew	Ashore Hours	Aboard Hours	Ashore Estimate	Ashore Hours	
9/6/2019	SKG											
	NORWEGIAN JEWEL	10.00	2,627	26,270	2,496	19,968	1100	11,000	330	330	2,310	
	CARNIVAL LEGEND	14.00	2,336	32,704	2,219	26,628	961	13,454	288	288	3,168	
	CRYSTAL SYMPHONY	11.00	994	10,934	944	8,496	530	5,830	159	159	1,272	
	BARANOF DREAM	6.00	41	246	39	156	19	114	6	6	18	
	<b>SUBTOTAL</b>	<b>41.00</b>	<b>5,998</b>	<b>70,154</b>	<b>5,698</b>	<b>55,248</b>	<b>2,610</b>	<b>30,398</b>	<b>783</b>	<b>783</b>	<b>6,768</b>	
9/7/2019	SKG											
	GRAND PRINCESS	14.25	2,862	40,784	2,719	32,628	1150	16,388	345	345	3,795	
	ISLAND PRINCESS	13.50	2,435	32,873	2,313	27,756	900	12,150	270	270	2,970	
	VOLENDAM	14.00	1,575	22,050	1,496	17,952	647	9,058	194	194	2,134	
	<b>SUBTOTAL</b>	<b>41.75</b>	<b>6,872</b>	<b>95,707</b>	<b>6,528</b>	<b>78,336</b>	<b>2,697</b>	<b>37,596</b>	<b>809</b>	<b>809</b>	<b>8,899</b>	
9/8/2019	SKG											
	AMERICAN CONSTELLATION	19.00	193	3,667	183	3,111	43	817	13	13	208	
	CORAL PRINCESS	14.00	2,200	30,800	2,090	25,080	895	12,530	269	269	2,959	
	SEVEN SEAS MARINER	10.00	779	7,790	740	5,920	440	4,400	132	132	924	
	BARANOF DREAM	7.50	41	308	39	234	19	143	6	6	30	
	<b>SUBTOTAL</b>	<b>50.50</b>	<b>3,213</b>	<b>42,565</b>	<b>3,052</b>	<b>34,345</b>	<b>1,397</b>	<b>17,890</b>	<b>420</b>	<b>420</b>	<b>4,121</b>	
9/9/2019	SKG											
	AMERICAN CONSTELLATION	5.00	193	965	183	549	43	215	13	13	26	

A Review of 2019 Cruise Ship Presence in Skagway, Alaska

Skagway	2019 SE ALASKA CRUISE SHIP SEASON						SCENARIO: HIGH					
	Cruise Ships			Passengers			Crew			Crew		
Ship	In-port Hours	Aboard Estimate	Aboard Hours	Ashore Estimate	Ashore Hours	Aboard Crew	Aboard Hours	Ashore Estimate	Ashore Hours	Aboard Hours	Ashore Estimate	Ashore Hours
OVATION OF THE SEAS	13.50	4,578	61,803	4,349	52,188	1300	17,550	390	4,290			
SILVER MUSE	9.50	656	6,232	623	4,984	408	3,876	122	854			
<b>SUBTOTAL</b>	<b>28.00</b>	<b>5,427</b>	<b>69,000</b>	<b>5,155</b>	<b>57,721</b>	<b>1,751</b>	<b>21,641</b>	<b>525</b>	<b>5,170</b>			
9/10/2019												
ROYAL PRINCESS	15.00	3,916	58,740	3,720	48,360	1350	20,250	405	4,860			
SOLSTICE	11.00	3,135	34,485	2,978	26,802	1000	11,000	300	2,400			
RUBY PRINCESS	13.25	3,366	44,600	3,198	35,178	1200	15,900	360	3,600			
NIEUW AMSTERDAM	14.00	2,317	32,438	2,201	26,412	929	13,006	279	3,069			
<b>SUBTOTAL</b>	<b>53.25</b>	<b>12,734</b>	<b>170,263</b>	<b>12,097</b>	<b>136,752</b>	<b>4,479</b>	<b>60,156</b>	<b>1,344</b>	<b>13,929</b>			
9/11/2019												
GOLDEN PRINCESS	14.50	2,895	41,978	2,750	35,750	1100	15,950	330	3,960			
NORWEGIAN JOY	10.00	4,182	41,820	3,973	31,784	1821	18,210	546	3,822			
NORWEGIAN BLISS	13.25	4,404	58,353	4,184	46,024	1716	22,737	515	5,150			
<b>SUBTOTAL</b>	<b>37.75</b>	<b>11,481</b>	<b>142,151</b>	<b>10,907</b>	<b>113,558</b>	<b>4,637</b>	<b>56,897</b>	<b>1,391</b>	<b>12,932</b>			
9/12/2019												
STAR PRINCESS	10.00	2,856	28,560	2,713	21,704	1100	11,000	330	2,310			
WESTERDAM	14.00	2,165	30,310	2,057	24,684	817	11,438	245	2,695			
DISNEY WONDER	12.50	1,929	24,113	1,833	20,163	947	11,838	284	2,840			
<b>SUBTOTAL</b>	<b>36.50</b>	<b>6,950</b>	<b>82,983</b>	<b>6,603</b>	<b>66,551</b>	<b>2,864</b>	<b>34,276</b>	<b>859</b>	<b>7,845</b>			

A Review of 2019 Cruise Ship Presence in Skagway, Alaska

Skagway	2019 SE ALASKA CRUISE SHIP SEASON				SCENARIO: HIGH				
	Cruise Ships	Passengers		Crew		Passengers		Crew	
	Ship	In-port Hours	Aboard Estimate	Aboard Hours	Ashore Estimate	Ashore Hours	Aboard Crew	Ashore Estimate	Ashore Hours
9/13/2019	SKG								
	CARNIVAL LEGEND	14.00	2,336	32,704	2,219	26,628	961	13,454	3,168
	CRYSTAL SYMPHONY	11.00	994	10,934	944	8,496	530	5,830	1,272
	NORWEGIAN JEWEL	12.00	2,627	31,524	2,496	24,960	1100	13,200	2,970
	<b>SUBTOTAL</b>	<b>37.00</b>	<b>5,957</b>	<b>75,162</b>	<b>5,659</b>	<b>60,084</b>	<b>2,591</b>	<b>32,484</b>	<b>7,410</b>
9/14/2019	SKG								
	CORAL PRINCESS	13.50	2,200	29,700	2,090	25,080	895	12,083	2,959
	VOLENDAM	14.00	1,575	22,050	1,496	17,952	647	9,058	2,134
	<b>SUBTOTAL</b>	<b>27.50</b>	<b>3,775</b>	<b>51,750</b>	<b>3,586</b>	<b>43,032</b>	<b>1,542</b>	<b>21,141</b>	<b>5,093</b>
9/15/2019	SKG								
	SEVEN SEAS MARINER	7.00	779	5,453	740	3,700	440	3,080	528
	<b>SUBTOTAL</b>	<b>7.00</b>	<b>779</b>	<b>5,453</b>	<b>740</b>	<b>3,700</b>	<b>440</b>	<b>3,080</b>	<b>528</b>
9/16/2019	SKG								
	OVATION OF THE SEAS	13.50	4,578	61,803	4,349	52,188	1300	17,550	4,290
	<b>SUBTOTAL</b>	<b>13.50</b>	<b>4,578</b>	<b>61,803</b>	<b>4,349</b>	<b>52,188</b>	<b>1,300</b>	<b>17,550</b>	<b>4,290</b>
9/17/2019	SKG								
	GOLDEN PRINCESS	14.50	2,895	41,978	2,750	35,750	1100	15,950	3,960
	RUBY PRINCESS	13.25	3,366	44,600	3,198	35,178	1200	15,900	3,600
	NIEUW AMSTERDAM	14.00	2,317	32,438	2,201	26,412	929	13,006	3,069



A Review of 2019 Cruise Ship Presence in Skagway, Alaska

Skagway	2019 SE ALASKA CRUISE SHIP SEASON						SCENARIO: HIGH		
	Cruise Ships	Passengers			Crew				
Ship	In-port Hours	Aboard Estimate	Aboard Hours	Ashore Estimate	Ashore Hours	Aboard Crew	Aboard Hours	Ashore Estimate	Ashore Hours
SUBTOTAL	41.75	8,578	119,016	8,149	97,340	3,229	44,856	969	10,629
9/18/2019									
SKG									
NORWEGIAN JOY	10.00	4,182	41,820	3,973	31,784	1821	18,210	546	3,822
NORWEGIAN BLISS	13.25	4,404	58,353	4,184	46,024	1716	22,737	515	5,150
NOORDAM	14.00	2,169	30,366	2,061	24,732	820	11,480	246	2,706
SUBTOTAL	37.25	10,755	130,539	10,218	102,540	4,357	52,427	1,307	11,678
9/19/2019									
SKG									
STAR PRINCESS	10.50	2,856	29,988	2,713	24,417	1100	11,550	330	2,640
SUBTOTAL	10.50	2,856	29,988	2,713	24,417	1,100	11,550	330	2,640
9/20/2019									
SKG									
NORWEGIAN JEWEL	10.00	2,627	26,270	2,496	19,968	1100	11,000	330	2,310
SUBTOTAL	10.00	2,627	26,270	2,496	19,968	1,100	11,000	330	2,310
9/21/2019									
SKG									
CORAL PRINCESS	13.50	2,200	29,700	2,090	25,080	895	12,083	269	2,959
VOLENDAM	14.00	1,575	22,050	1,496	17,952	647	9,058	194	2,134
SUBTOTAL	27.50	3,775	51,750	3,586	43,032	1,542	21,141	463	5,093
9/22/2019									
SKG									
CARNIVAL LEGEND	13.00	2,336	30,368	2,219	24,409	961	12,493	288	2,880

A Review of 2019 Cruise Ship Presence in Skagway, Alaska

Skagway	2019 SE ALASKA CRUISE SHIP SEASON				SCENARIO: HIGH				
	Cruise Ships	Passengers		Crew		Passengers		Crew	
Ship	In-port Hours	Aboard Estimate	Aboard Hours	Ashore Estimate	Ashore Hours	Aboard Crew	Aboard Hours	Ashore Estimate	Ashore Hours
SUBTOTAL	13.00	2,336	30,368	2,219	24,409	961	12,493	288	2,880
9/23/2019	SKG								
ROYAL PRINCESS	13.50	3,916	52,866	3,720	44,640	1350	18,225	405	4,455
SUBTOTAL	13.50	3,916	52,866	3,720	44,640	1,350	18,225	405	4,455
9/24/2019	SKG								
NORWEGIAN JOY	13.25	4,182	55,412	3,973	43,703	1821	24,128	546	5,460
NIEUW AMSTERDAM	14.00	2,317	32,438	2,201	26,412	929	13,006	279	3,069
SUBTOTAL	27.25	6,499	87,850	6,174	70,115	2,750	37,134	825	8,529
9/25/2019	SKG								
NORWEGIAN BLISS	13.25	4,404	58,353	4,184	46,024	1716	22,737	515	5,150
WESTERDAM	14.00	2,165	30,310	2,057	24,684	817	11,438	245	2,695
NOORDAM	14.00	2,169	30,366	2,061	24,732	820	11,480	246	2,706
SUBTOTAL	41.25	8,738	119,029	8,302	95,440	3,353	45,655	1,006	10,551
9/26/2019	SKG								
NORWEGIAN JEWEL	13.25	2,627	34,808	2,496	27,456	1100	14,575	330	3,300
SUBTOTAL	13.25	2,627	34,808	2,496	27,456	1,100	14,575	330	3,300
10/1/2019	SKG								
NORWEGIAN JOY	13.25	4,182	55,412	3,973	43,703	1821	24,128	546	5,460

A Review of 2019 Cruise Ship Presence in Skagway, Alaska

Skagway	2019 SE ALASKA CRUISE SHIP SEASON				SCENARIO: HIGH			
	Cruise Ships		Passengers		Crew		Crew	
Ship	In-port Hours	Aboard Estimate	Aboard Hours	Ashore Estimate	Ashore Hours	Aboard Hours	Ashore Estimate	Ashore Hours
SUBTOTAL	13.25	4,182	55,412	3,973	43,703	1,821	24,128	5,460
10/3/2019								
SKG								
NORWEGIAN JEWEL	13.25	2,627	34,808	2,496	27,456	1,100	14,575	3,300
SUBTOTAL	13.25	2,627	34,808	2,496	27,456	1,100	14,575	3,300
GRAND TOTAL	5,604.75	1,066,875	13,626,469	1,013,513	11,026,511	412,673	5,234,570	1,211,457

## Appendix 11

*Scenario: Moderate*

A Review of 2019 Cruise Ship Presence in Skagway, Alaska

Skagway	2019 SE ALASKA CRUISE SHIP SEASON						SCENARIO: MODERATE					
	Cruise Ships	Passengers			Crew							
Ship	In-port Hours	Aboard Estimate	Aboard Hours	Ashore Estimate	Ashore Hours	Aboard Crew	Aboard Hours	Ashore Estimate	Ashore Hours	Aboard Estimate	Ashore Hours	
4/29/2019	SKG											
	RUBY PRINCESS	13.50	3,366	45,441	3,029	36,348	1200	16,200	300	3,000	3,000	
	<b>SUBTOTAL</b>	13.50	3,366	45,441	3,029	36,348	1,200	16,200	300	3,000	3,000	
4/30/2019	SKG											
	NORWEGIAN JOY	13.25	4,182	55,412	3,764	41,404	1821	24,128	455	4,095	4,095	
	<b>SUBTOTAL</b>	13.25	4,182	55,412	3,764	41,404	1,821	24,128	455	4,095	4,095	
5/2/2019	SKG											
	CARNIVAL LEGEND	13.00	2,336	30,368	2,102	23,122	961	12,493	240	2,160	2,160	
	<b>SUBTOTAL</b>	13.00	2,336	30,368	2,102	23,122	961	12,493	240	2,160	2,160	
5/3/2019	SKG											
	STAR PRINCESS	13.50	2,856	38,556	2,570	30,840	1100	14,850	275	2,750	2,750	
	<b>SUBTOTAL</b>	13.50	2,856	38,556	2,570	30,840	1,100	14,850	275	2,750	2,750	
5/4/2019	SKG											
	ISLAND PRINCESS	13.50	2,435	32,873	2,192	26,304	900	12,150	225	2,250	2,250	
	<b>SUBTOTAL</b>	13.50	2,435	32,873	2,192	26,304	900	12,150	225	2,250	2,250	
5/7/2019	SKG											
	NORWEGIAN JOY	13.25	4,182	55,412	3,764	41,404	1821	24,128	455	4,095	4,095	
	NIEUW AMSTERDAM	14.00	2,317	32,438	2,085	25,020	929	13,006	232	2,320	2,320	
	<b>SUBTOTAL</b>											
											1	

A Review of 2019 Cruise Ship Presence in Skagway, Alaska

Skagway	2019 SE ALASKA CRUISE SHIP SEASON				SCENARIO: MODERATE				
	Cruise Ships	Passengers		Crew		Crew		Crew	
Ship	In-port Hours	Aboard Estimate	Aboard Hours	Ashore Estimate	Ashore Hours	Aboard Crew	Aboard Hours	Ashore Estimate	Ashore Hours
SUBTOTAL	27.25	6,499	87,850	5,849	66,424	2,750	37,134	687	6,415
5/8/2019									
SKG									
NORWEGIAN BLISS	13.25	4,404	58,353	3,964	43,604	1,716	22,737	429	3,861
SUBTOTAL	13.25	4,404	58,353	3,964	43,604	1,716	22,737	429	3,861
5/9/2019									
SKG									
CARNIVAL LEGEND	13.00	2,336	30,368	2,102	23,122	961	12,493	240	2,160
SUBTOTAL	13.00	2,336	30,368	2,102	23,122	961	12,493	240	2,160
5/10/2019									
SKG									
GRAND PRINCESS	14.25	2,862	40,784	2,576	30,912	1,150	16,388	288	2,880
GOLDEN PRINCESS	13.50	2,895	39,083	2,606	31,272	1,100	14,850	275	2,750
SUBTOTAL	27.75	5,757	79,867	5,182	62,184	2,250	31,238	563	5,630
5/11/2019									
SKG									
CORAL PRINCESS	13.50	2,200	29,700	1,980	23,760	895	12,083	224	2,240
VOLENDAM	14.00	1,575	22,050	1,418	17,016	647	9,058	162	1,620
SUBTOTAL	27.50	3,775	51,750	3,398	40,776	1,542	21,141	386	3,860
5/12/2019									
SKG									
ISLAND PRINCESS	13.50	2,435	32,873	2,192	26,304	900	12,150	225	2,250
SUBTOTAL	13.50	2,435	32,873	2,192	26,304	900	12,150	225	2,250

A Review of 2019 Cruise Ship Presence in Skagway, Alaska

Skagway	2019 SE ALASKA CRUISE SHIP SEASON				SCENARIO: MODERATE				
	Cruise Ships	Passengers		Crew		Passengers		Crew	
Ship	In-port Hours	Aboard Estimate	Aboard Hours	Ashore Estimate	Ashore Hours	Aboard Crew	Aboard Hours	Ashore Estimate	Ashore Hours
5/13/2019	SKG								
	SEVEN SEAS MARINER	8.00	779	6,232	701	4,206	440	3,520	110
	ECLIPSE	13.00	3,135	40,755	2,822	31,042	1000	13,000	250
	<b>SUBTOTAL</b>	<b>21.00</b>	<b>3,914</b>	<b>46,987</b>	<b>3,523</b>	<b>35,248</b>	<b>1,440</b>	<b>16,520</b>	<b>360</b>
5/14/2019	SKG								
	RUBY PRINCESS	13.75	3,366	46,283	3,029	36,348	1200	16,500	300
	SOLSTICE	11.00	3,135	34,485	2,822	25,398	1000	11,000	250
	NIEUW AMSTERDAM	14.00	2,317	32,438	2,085	25,020	929	13,006	232
	MILLENNIUM	9.00	2,374	21,366	2,137	14,959	997	8,973	249
	NORWEGIAN BLISS	13.25	4,404	58,353	3,964	43,604	1716	22,737	429
	<b>SUBTOTAL</b>	<b>61.00</b>	<b>15,596</b>	<b>192,925</b>	<b>14,037</b>	<b>145,329</b>	<b>5,842</b>	<b>72,216</b>	<b>1,460</b>
5/15/2019	SKG								
	ROYAL PRINCESS	14.50	3,916	56,782	3,524	45,812	1350	19,575	338
	BARANOF DREAM	8.00	41	328	37	222	19	152	5
	<b>SUBTOTAL</b>	<b>22.50</b>	<b>3,957</b>	<b>57,110</b>	<b>3,561</b>	<b>46,034</b>	<b>1,369</b>	<b>19,727</b>	<b>343</b>
5/16/2019	SKG								
	WESTERDAM	9.00	2,165	19,485	1,949	13,643	817	7,353	204
	STAR PRINCESS	10.00	2,856	28,560	2,570	20,560	1100	11,000	275
	NOORDAM	14.00	2,169	30,366	1,952	23,424	820	11,480	205
	<b>SUBTOTAL</b>	<b>33.00</b>	<b>7,190</b>	<b>78,411</b>	<b>6,471</b>	<b>57,627</b>	<b>2,737</b>	<b>29,833</b>	<b>684</b>
	<b>SUBTOTAL</b>								

A Review of 2019 Cruise Ship Presence in Skagway, Alaska

Skagway	2019 SE ALASKA CRUISE SHIP SEASON				SCENARIO: MODERATE				
	Cruise Ships	Passengers		Crew		Passengers		Crew	
Ship	In-port Hours	Aboard Estimate	Aboard Hours	Ashore Estimate	Ashore Hours	Aboard Crew	Aboard Hours	Ashore Estimate	Ashore Hours
5/17/2019									
	SUBTOTAL	33.00	7,190	78,411	6,471	57,627	2,737	29,833	4,720
	SKG								
	CARNIVAL LEGEND	13.00	2,336	30,368	2,102	23,122	961	12,493	2,160
	SUBTOTAL	13.00	2,336	30,368	2,102	23,122	961	12,493	2,160
	SKG								
5/18/2019									
	ISLAND PRINCESS	13.50	2,435	32,873	2,192	26,304	900	12,150	2,250
	VOLENDAM	14.00	1,575	22,050	1,418	17,016	647	9,058	1,620
	SUBTOTAL	27.50	4,010	54,923	3,610	43,320	1,547	21,208	3,870
	SKG								
5/19/2019									
	CORAL PRINCESS	13.50	2,200	29,700	1,980	23,760	895	12,083	2,240
	BARANOF DREAM	8.00	41	328	37	222	19	152	20
	SUBTOTAL	21.50	2,241	30,028	2,017	23,982	914	12,235	2,260
	SKG								
5/20/2019									
	MILLENNIUM	13.50	2,374	32,049	2,137	25,644	997	13,460	2,490
	OVATION OF THE SEAS	13.50	4,578	61,803	4,120	49,440	1300	17,550	3,250
	SEVEN SEAS MARINER	9.00	779	7,011	701	4,907	440	3,960	550
	SUBTOTAL	36.00	7,731	100,863	6,958	79,991	2,737	34,970	6,290
	SKG								



A Review of 2019 Cruise Ship Presence in Skagway, Alaska

Skagway	2019 SE ALASKA CRUISE SHIP SEASON				SCENARIO: MODERATE					
	Cruise Ships	Passengers	Crew		Passengers	Crew				
	Ship	In-port Hours	Aboard Estimate	Aboard Hours	Ashore Estimate	Ashore Hours	Aboard Crew	Aboard Hours	Ashore Estimate	Ashore Hours
5/21/2019	SKG									
	ROYAL PRINCESS	15.00	3,916	58,740	3,524	45,812	1350	20,250	338	3,718
	SOLSTICE	11.00	3,135	34,485	2,822	25,398	1000	11,000	250	1,750
	RUBY PRINCESS	13.25	3,366	44,600	3,029	33,319	1200	15,900	300	2,700
	NIEUW AMSTERDAM	14.00	2,317	32,438	2,085	25,020	929	13,006	232	2,320
	<b>SUBTOTAL</b>	<b>53.25</b>	<b>12,734</b>	<b>170,263</b>	<b>11,460</b>	<b>129,549</b>	<b>4,479</b>	<b>60,156</b>	<b>1,120</b>	<b>10,488</b>
5/22/2019	SKG									
	GOLDEN PRINCESS	15.00	2,895	43,425	2,606	33,878	1100	16,500	275	3,025
	RADIANCE OF THE SEAS	9.50	2,334	22,173	2,101	16,808	858	8,151	215	1,290
	NORWEGIAN JOY	10.00	4,182	41,820	3,764	30,112	1821	18,210	455	2,730
	NORWEGIAN BLISS	13.25	4,404	58,353	3,964	43,604	1716	22,737	429	3,861
	<b>SUBTOTAL</b>	<b>47.75</b>	<b>13,815</b>	<b>165,771</b>	<b>12,435</b>	<b>124,402</b>	<b>5,495</b>	<b>65,598</b>	<b>1,374</b>	<b>10,906</b>
5/23/2019	SKG									
	STAR PRINCESS	10.00	2,856	28,560	2,570	20,560	1100	11,000	275	1,650
	WESTERDAM	14.00	2,165	30,310	1,949	23,388	817	11,438	204	2,040
	DISNEY WONDER	12.50	1,929	24,113	1,736	19,096	947	11,838	237	2,133
	<b>SUBTOTAL</b>	<b>36.50</b>	<b>6,950</b>	<b>82,983</b>	<b>6,255</b>	<b>63,044</b>	<b>2,864</b>	<b>34,276</b>	<b>716</b>	<b>5,823</b>
5/24/2019	SKG									
	QUEEN ELIZABETH	11.00	2,285	25,135	2,057	18,513	900	9,900	225	1,575

A Review of 2019 Cruise Ship Presence in Skagway, Alaska

Skagway	2019 SE ALASKA CRUISE SHIP SEASON				SCENARIO: MODERATE				
	Cruise Ships	Passengers	Crew						
Ship	In-port Hours	Aboard Estimate	Aboard Hours	Ashore Estimate	Ashore Hours	Aboard Crew	Aboard Hours	Ashore Estimate	Ashore Hours
CARNIVAL LEGEND	13.00	2,336	30,368	2,102	23,122	961	12,493	240	2,160
NORWEGIAN JEWEL	12.00	2,627	31,524	2,364	23,640	1100	13,200	275	2,200
<b>SUBTOTAL</b>	<b>36.00</b>	<b>7,248</b>	<b>87,027</b>	<b>6,523</b>	<b>65,275</b>	<b>2,961</b>	<b>35,593</b>	<b>740</b>	<b>5,935</b>
5/25/2019	SKG								
CORAL PRINCESS	13.50	2,200	29,700	1,980	23,760	895	12,083	224	2,240
VOLENDAM	14.00	1,575	22,050	1,418	17,016	647	9,058	162	1,620
<b>SUBTOTAL</b>	<b>27.50</b>	<b>3,775</b>	<b>51,750</b>	<b>3,398</b>	<b>40,776</b>	<b>1,542</b>	<b>21,141</b>	<b>386</b>	<b>3,860</b>
5/26/2019	SKG								
ISLAND PRINCESS	13.50	2,435	32,873	2,192	26,304	900	12,150	225	2,250
<b>SUBTOTAL</b>	<b>13.50</b>	<b>2,435</b>	<b>32,873</b>	<b>2,192</b>	<b>26,304</b>	<b>900</b>	<b>12,150</b>	<b>225</b>	<b>2,250</b>
5/27/2019	SKG								
Ovation of the Seas	13.50	4,578	61,803	4,120	49,440	1300	17,550	325	3,250
Radiance of the Seas	13.50	2,334	31,509	2,101	25,212	858	11,583	215	2,150
<b>SUBTOTAL</b>	<b>27.00</b>	<b>6,912</b>	<b>93,312</b>	<b>6,221</b>	<b>74,652</b>	<b>2,158</b>	<b>29,133</b>	<b>540</b>	<b>5,400</b>
5/28/2019	SKG								
GOLDEN PRINCESS	15.00	2,895	43,425	2,606	33,878	1100	16,500	275	3,025
SOLSTICE	11.00	3,135	34,485	2,822	25,398	1000	11,000	250	1,750
RUBY PRINCESS	13.25	3,366	44,600	3,029	33,319	1200	15,900	300	2,700
NIEUW AMSTERDAM	14.00	2,317	32,438	2,085	25,020	929	13,006	232	2,320

# A Review of 2019 Cruise Ship Presence in Skagway, Alaska

Skagway	2019 SE ALASKA CRUISE SHIP SEASON						SCENARIO: MODERATE						
	Cruise Ships			Passengers			Crew			Crew			
Ship	In-port Hours	Aboard Estimate	Aboard Hours	Ashore Estimate	Ashore Hours	Aboard Crew	Ashore Hours	Aboard Hours	Ashore Estimate	Ashore Hours	Aboard Hours	Ashore Estimate	Ashore Hours
<b>SUBTOTAL</b>	53.25	11,713	154,948	10,542	117,615	4,229	56,406	1,057	9,795				
5/29/2019													
SKG													
AZAMARA QUEST	10.50	781	8,201	703	6,327	408	4,284	102	714				
ROYAL PRINCESS	14.50	3,916	56,782	3,524	45,812	1350	19,575	338	3,718				
MILLENNIUM	9.00	2,374	21,366	2,137	14,959	997	8,973	249	1,245				
NORWEGIAN BLISS	13.25	4,404	58,353	3,964	43,604	1716	22,737	429	3,861				
BARANOF DREAM	10.00	41	410	37	296	19	190	5	30				
<b>SUBTOTAL</b>	57.25	11,516	145,112	10,365	110,998	4,490	55,759	1,123	9,568				
5/30/2019													
SKG													
STAR PRINCESS	10.00	2,856	28,560	2,570	20,560	1100	11,000	275	1,650				
NOORDAM	14.00	2,169	30,366	1,952	23,424	820	11,480	205	2,050				
DISNEY WONDER	12.50	1,929	24,113	1,736	19,096	947	11,838	237	2,133				
SEVEN SEAS MARINER	10.00	779	7,790	701	5,608	440	4,400	110	660				
ALASKAN DREAM	5.50	44	242	40	160	18	99	5	10				
<b>SUBTOTAL</b>	52.00	7,777	91,071	6,999	68,848	3,325	38,817	832	6,503				
5/31/2019													
SKG													
GRAND PRINCESS	14.50	2,862	41,499	2,576	33,488	1150	16,675	288	3,168				
NORWEGIAN JEWEL	10.00	2,627	26,270	2,364	18,912	1100	11,000	275	1,650				
CARNIVAL LEGEND	14.00	2,336	32,704	2,102	25,224	961	13,454	240	2,400				
VIKING ORION	10.00	1,023	10,230	921	7,368	465	4,650	116	696				



# A Review of 2019 Cruise Ship Presence in Skagway, Alaska

Skagway	2019 SE ALASKA CRUISE SHIP SEASON				SCENARIO: MODERATE				
	Cruise Ships	Passengers		Crew		Crew		Crew	
Ship	In-port Hours	Aboard Estimate	Aboard Hours	Ashore Estimate	Ashore Hours	Aboard Crew	Aboard Hours	Ashore Estimate	Ashore Hours
SUBTOTAL	61.25	12,775	170,591	11,497	129,771	4,498	60,308	1,125	10,508
6/5/2019									
SKG									
GOLDEN PRINCESS	15.00	2,895	43,425	2,606	33,878	1100	16,500	275	3,025
RADIANCE OF THE SEAS	9.50	2,334	22,173	2,101	16,808	858	8,151	215	1,290
NORWEGIAN JOY	10.00	4,182	41,820	3,764	30,112	1821	18,210	455	2,730
NORWEGIAN BLISS	13.25	4,404	58,353	3,964	43,604	1716	22,737	429	3,861
SUBTOTAL	47.75	13,815	165,771	12,435	124,402	5,495	65,598	1,374	10,906
6/6/2019									
SKG									
STAR PRINCESS	10.00	2,856	28,560	2,570	20,560	1100	11,000	275	1,650
WESTERDAM	14.00	2,165	30,310	1,949	23,388	817	11,438	204	2,040
DISNEY WONDER	12.50	1,929	24,113	1,736	19,096	947	11,838	237	2,133
SUBTOTAL	36.50	6,950	82,983	6,255	63,044	2,864	34,276	716	5,823
6/7/2019									
SKG									
CARNIVAL LEGEND	14.00	2,336	32,704	2,102	25,224	961	13,454	240	2,400
REGATTA	8.00	768	6,144	691	4,146	372	2,976	93	372
NORWEGIAN JEWEL	12.00	2,627	31,524	2,364	23,640	1100	13,200	275	2,200
SUBTOTAL	34.00	5,731	70,372	5,157	53,010	2,433	29,630	608	4,972
6/8/2019									
SKG									
CORAL PRINCESS	13.50	2,200	29,700	1,980	23,760	895	12,083	224	2,240

A Review of 2019 Cruise Ship Presence in Skagway, Alaska

Skagway	2019 SE ALASKA CRUISE SHIP SEASON				SCENARIO: MODERATE				
	Cruise Ships	Passengers		Crew		Passengers		Crew	
Ship	In-port Hours	Aboard Estimate	Aboard Hours	Ashore Estimate	Ashore Hours	Aboard Crew	Aboard Hours	Ashore Estimate	Ashore Hours
VOLENDAM	14.00	1,575	22,050	1,418	17,016	647	9,058	162	1,620
<b>SUBTOTAL</b>	<b>27.50</b>	<b>3,775</b>	<b>51,750</b>	<b>3,398</b>	<b>40,776</b>	<b>1,542</b>	<b>21,141</b>	<b>386</b>	<b>3,860</b>
6/9/2019	SKG								
ISLAND PRINCESS	15.00	2,435	36,525	2,192	28,496	900	13,500	225	2,475
SEVEN SEAS MARINER	7.00	779	5,453	701	3,505	440	3,080	110	330
AZAMARA QUEST	10.00	781	7,810	703	5,624	408	4,080	102	612
CRYSTAL SYMPHONY	11.00	994	10,934	895	8,055	530	5,830	133	931
<b>SUBTOTAL</b>	<b>43.00</b>	<b>4,989</b>	<b>60,722</b>	<b>4,491</b>	<b>45,680</b>	<b>2,278</b>	<b>26,490</b>	<b>570</b>	<b>4,348</b>
6/10/2019	SKG								
GRAND PRINCESS	14.25	2,862	40,784	2,576	30,912	1150	16,388	288	2,880
Ovation of the Seas	13.50	4,578	61,803	4,120	49,440	1300	17,550	325	3,250
Radiance of the Seas	13.50	2,334	31,509	2,101	25,212	858	11,583	215	2,150
VIKING ORION	10.00	1,023	10,230	921	7,368	465	4,650	116	696
<b>SUBTOTAL</b>	<b>51.25</b>	<b>10,797</b>	<b>144,326</b>	<b>9,718</b>	<b>112,932</b>	<b>3,773</b>	<b>50,171</b>	<b>944</b>	<b>8,976</b>
6/11/2019	SKG								
GOLDEN PRINCESS	15.00	2,895	43,425	2,606	33,878	1100	16,500	275	3,025
SOLSTICE	11.00	3,135	34,485	2,822	25,398	1000	11,000	250	1,750
RUBY PRINCESS	13.25	3,366	44,600	3,029	33,319	1200	15,900	300	2,700
NIEUW AMSTERDAM	14.00	2,317	32,438	2,085	25,020	929	13,006	232	2,320
<b>SUBTOTAL</b>	<b>53.25</b>	<b>11,713</b>	<b>154,948</b>	<b>10,542</b>	<b>117,615</b>	<b>4,229</b>	<b>56,406</b>	<b>1,057</b>	<b>9,795</b>

A Review of 2019 Cruise Ship Presence in Skagway, Alaska

Skagway	2019 SE ALASKA CRUISE SHIP SEASON				SCENARIO: MODERATE					
	Cruise Ships	Passengers	Crew		Passengers	Crew				
	Ship	In-port Hours	Aboard Estimate	Aboard Hours	Ashore Estimate	Ashore Hours	Aboard Crew	Aboard Hours	Ashore Estimate	Ashore Hours
6/12/2019	SKG									
	ROYAL PRINCESS	14.50	3,916	56,782	3,524	45,812	1350	19,575	338	3,718
	MILLENNIUM	9.00	2,374	21,366	2,137	14,959	997	8,973	249	1,245
	NORWEGIAN BLISS	13.25	4,404	56,353	3,964	43,604	1716	22,737	429	3,861
	<b>SUBTOTAL</b>	<b>36.75</b>	<b>10,694</b>	<b>136,501</b>	<b>9,625</b>	<b>104,375</b>	<b>4,063</b>	<b>51,285</b>	<b>1,016</b>	<b>8,824</b>
6/13/2019	SKG									
	STAR PRINCESS	10.00	2,856	28,560	2,570	20,560	1100	11,000	275	1,650
	NOORDAM	14.00	2,169	30,366	1,952	23,424	820	11,480	205	2,050
	DISNEY WONDER	12.50	1,929	24,113	1,736	19,096	947	11,838	237	2,133
	BARANOF DREAM	8.00	41	328	37	222	19	152	5	20
	<b>SUBTOTAL</b>	<b>44.50</b>	<b>6,995</b>	<b>83,367</b>	<b>6,295</b>	<b>63,302</b>	<b>2,886</b>	<b>34,470</b>	<b>722</b>	<b>5,853</b>
6/14/2019	SKG									
	NORWEGIAN JEWEL	10.00	2,627	26,270	2,364	18,912	1100	11,000	275	1,650
	QUEEN ELIZABETH	13.00	2,285	29,705	2,057	22,627	900	11,700	225	2,025
	CARNIVAL LEGEND	14.00	2,336	32,704	2,102	25,224	961	13,454	240	2,400
	<b>SUBTOTAL</b>	<b>37.00</b>	<b>7,248</b>	<b>88,679</b>	<b>6,523</b>	<b>66,763</b>	<b>2,961</b>	<b>36,154</b>	<b>740</b>	<b>6,075</b>
6/15/2019	SKG									
	ISLAND PRINCESS	13.50	2,435	32,873	2,192	26,304	900	12,150	225	2,250
	VOLENDAM	14.00	1,575	22,050	1,418	17,016	647	9,058	162	1,620

A Review of 2019 Cruise Ship Presence in Skagway, Alaska

Skagway	2019 SE ALASKA CRUISE SHIP SEASON										SCENARIO: MODERATE		
	Cruise Ships					Passengers					Crew		
	Ship	In-port Hours	Aboard Estimate	Aboard Hours	Aboard Estimate	Ashore Estimate	Ashore Hours	Aboard Crew	Aboard Hours	Ashore Estimate	Ashore Hours	Aboard Estimate	Ashore Hours
	SUBTOTAL	27.50	4,010	54,923	3,610	43,320	1,547	21,208	387	3,870			
6/16/2019	SKG												
	CORAL PRINCESS	14.00	2,200	30,800	1,980	23,760	895	12,530	224	2,240			
	SEVEN SEAS MARINER	10.00	779	7,790	701	5,608	440	4,400	110	660			
	SUBTOTAL	24.00	2,979	38,590	2,681	29,368	1,335	16,930	334	2,900			
6/17/2019	SKG												
	MILLENNIUM	13.50	2,374	32,049	2,137	25,644	997	13,460	249	2,490			
	OVALATION OF THE SEAS	13.50	4,578	61,803	4,120	49,440	1300	17,550	325	3,250			
	SUBTOTAL	27.00	6,952	93,852	6,257	75,084	2,297	31,010	574	5,740			
6/18/2019	SKG												
	ROYAL PRINCESS	15.00	3,916	58,740	3,524	45,812	1350	20,250	338	3,718			
	SOLSTICE	11.00	3,135	34,485	2,822	25,398	1000	11,000	250	1,750			
	RUBY PRINCESS	13.25	3,366	44,600	3,029	33,319	1200	15,900	300	2,700			
	NIEUW AMSTERDAM	14.00	2,317	32,438	2,085	25,020	929	13,006	232	2,320			
	SUBTOTAL	53.25	12,734	170,263	11,460	129,549	4,479	60,156	1,120	10,488			
6/19/2019	SKG												
	GOLDEN PRINCESS	15.00	2,895	43,425	2,606	33,878	1100	16,500	275	3,025			
	RADIANCE OF THE SEAS	9.50	2,334	22,173	2,101	16,808	858	8,151	215	1,290			
	NORWEGIAN JOY	10.00	4,182	41,820	3,764	30,112	1821	18,210	455	2,730			



A Review of 2019 Cruise Ship Presence in Skagway, Alaska

Skagway	2019 SE ALASKA CRUISE SHIP SEASON						SCENARIO: MODERATE						
	Cruise Ships			Passengers			Crew			Crew			
Ship	In-port Hours	Aboard Estimate	Aboard Hours	Ashore Estimate	Ashore Hours	Aboard Crew	Ashore Hours	Aboard Hours	Ashore Estimate	Ashore Hours	Aboard Hours	Ashore Estimate	Ashore Hours
NORWEGIAN BLISS	13.25	4,404	58,353	3,964	43,604	1716	429	22,737	429	3,861			
AMERICAN CONSTELLATION	16.00	193	3,088	174	2,436	43	11	688	11	132			
<b>SUBTOTAL</b>	<b>63.75</b>	<b>14,008</b>	<b>168,859</b>	<b>12,609</b>	<b>126,838</b>	<b>5,538</b>	<b>1,385</b>	<b>66,286</b>	<b>1,385</b>	<b>11,038</b>			
6/20/2019 SKG													
AMERICAN CONSTELLATION	5.00	193	965	174	522	43	11	215	11	11			
GRAND PRINCESS	15.00	2,862	42,930	2,576	33,488	1150	288	17,250	288	3,168			
STAR PRINCESS	10.00	2,856	28,560	2,570	20,560	1100	275	11,000	275	1,650			
WESTERDAM	14.00	2,165	30,310	1,949	23,388	817	204	11,438	204	2,040			
DISNEY WONDER	12.50	1,929	24,113	1,736	19,096	947	237	11,838	237	2,133			
<b>SUBTOTAL</b>	<b>56.50</b>	<b>10,005</b>	<b>126,878</b>	<b>9,005</b>	<b>97,054</b>	<b>4,057</b>	<b>1,015</b>	<b>51,741</b>	<b>1,015</b>	<b>9,002</b>			
6/21/2019 SKG													
CARNIVAL LEGEND	14.00	2,336	32,704	2,102	25,224	961	240	13,454	240	2,400			
VIKING ORION	10.00	1,023	10,230	921	7,368	465	116	4,650	116	696			
NORWEGIAN JEWEL	12.00	2,627	31,524	2,364	23,640	1100	275	13,200	275	2,200			
<b>SUBTOTAL</b>	<b>36.00</b>	<b>5,986</b>	<b>74,458</b>	<b>5,387</b>	<b>56,232</b>	<b>2,526</b>	<b>631</b>	<b>31,304</b>	<b>631</b>	<b>5,296</b>			
6/22/2019 SKG													
CORAL PRINCESS	13.50	2,200	29,700	1,980	23,760	895	224	12,083	224	2,240			
VOLENDAM	14.00	1,575	22,050	1,418	17,016	647	162	9,058	162	1,620			
<b>SUBTOTAL</b>	<b>27.50</b>	<b>3,775</b>	<b>51,750</b>	<b>3,398</b>	<b>40,776</b>	<b>1,542</b>	<b>386</b>	<b>21,141</b>	<b>386</b>	<b>3,860</b>			

A Review of 2019 Cruise Ship Presence in Skagway, Alaska

Skagway	2019 SE ALASKA CRUISE SHIP SEASON				SCENARIO: MODERATE				
	Cruise Ships	Passengers		Crew		Crew		Crew	
Ship	In-port Hours	Aboard Estimate	Aboard Hours	Ashore Estimate	Ashore Hours	Aboard Crew	Ashore Hours	Aboard Hours	Ashore Hours
6/23/2019	SKG								
	AMERICAN CONSTELLATION	19.00	193	3,667	174	2,958	43	817	11
	ISLAND PRINCESS	14.50	2,435	35,308	2,192	28,496	900	13,050	225
	SEVEN SEAS MARINER	8.00	779	6,232	701	4,206	440	3,520	110
	REGATTA	10.00	768	7,680	691	5,528	372	3,720	93
	<b>SUBTOTAL</b>	<b>51.50</b>	<b>4,175</b>	<b>52,887</b>	<b>3,758</b>	<b>41,188</b>	<b>1,755</b>	<b>21,107</b>	<b>439</b>
6/24/2019	SKG								
	AMERICAN CONSTELLATION	5.00	193	965	174	522	43	215	11
	QUEEN ELIZABETH	13.00	2,285	29,705	2,057	22,627	900	11,700	225
	Ovation of the Seas	13.50	4,578	61,803	4,120	49,440	1300	17,550	325
	RADIANCE OF THE SEAS	13.50	2,334	31,509	2,101	25,212	858	11,583	215
	<b>SUBTOTAL</b>	<b>45.00</b>	<b>9,390</b>	<b>123,982</b>	<b>8,452</b>	<b>97,801</b>	<b>3,101</b>	<b>41,048</b>	<b>776</b>
6/25/2019	SKG								
	GOLDEN PRINCESS	15.00	2,895	43,425	2,606	33,878	1100	16,500	275
	SOLSTICE	11.00	3,135	34,485	2,822	25,398	1000	11,000	250
	RUBY PRINCESS	13.25	3,366	44,600	3,029	33,319	1200	15,900	300
	NIEUW AMSTERDAM	14.00	2,317	32,438	2,085	25,020	929	13,006	232
	<b>SUBTOTAL</b>	<b>53.25</b>	<b>11,713</b>	<b>154,948</b>	<b>10,542</b>	<b>117,615</b>	<b>4,229</b>	<b>56,406</b>	<b>1,057</b>

A Review of 2019 Cruise Ship Presence in Skagway, Alaska

Skagway	2019 SE ALASKA CRUISE SHIP SEASON				SCENARIO: MODERATE					
	Cruise Ships	Passengers	Crew							
	Ship	In-port Hours	Aboard Estimate	Aboard Hours	Ashore Estimate	Ashore Hours	Aboard Crew	Aboard Hours	Ashore Estimate	Ashore Hours
6/26/2019	SKG									
	ROYAL PRINCESS	14.50	3,916	56,782	3,524	45,812	1350	19,575	338	3,718
	MILLENNIUM	9.00	2,374	21,366	2,137	14,959	997	8,973	249	1,245
	NORWEGIAN BLISS	13.25	4,404	56,353	3,964	43,604	1716	22,737	429	3,861
	<b>SUBTOTAL</b>	<b>36.75</b>	<b>10,694</b>	<b>136,501</b>	<b>9,625</b>	<b>104,375</b>	<b>4,063</b>	<b>51,285</b>	<b>1,016</b>	<b>8,824</b>
6/27/2019	SKG									
	STAR PRINCESS	10.50	2,856	29,988	2,570	23,130	1100	11,550	275	1,925
	AZAMARA QUEST	10.00	781	7,810	703	5,624	408	4,080	102	612
	NOORDAM	14.00	2,169	30,366	1,952	23,424	820	11,480	205	2,050
	DISNEY WONDER	12.50	1,929	24,113	1,736	19,096	947	11,838	237	2,133
	BARANOF DREAM	7.00	41	287	37	185	19	133	5	15
	<b>SUBTOTAL</b>	<b>54.00</b>	<b>7,776</b>	<b>92,564</b>	<b>6,998</b>	<b>71,459</b>	<b>3,294</b>	<b>39,081</b>	<b>824</b>	<b>6,735</b>
6/28/2019	SKG									
	NORWEGIAN JEWEL	10.00	2,627	26,270	2,364	18,912	1100	11,000	275	1,650
	CRYSTAL SYMPHONY	12.00	994	11,928	895	8,950	530	6,360	133	1,064
	CARNIVAL LEGEND	14.00	2,336	32,704	2,102	25,224	961	13,454	240	2,400
	<b>SUBTOTAL</b>	<b>36.00</b>	<b>5,957</b>	<b>70,902</b>	<b>5,361</b>	<b>53,086</b>	<b>2,591</b>	<b>30,814</b>	<b>648</b>	<b>5,114</b>
6/29/2019	SKG									
	ISLAND PRINCESS	14.50	2,435	35,308	2,192	28,496	900	13,050	225	2,475

A Review of 2019 Cruise Ship Presence in Skagway, Alaska

Skagway	2019 SE ALASKA CRUISE SHIP SEASON				SCENARIO: MODERATE				
	Cruise Ships	Passengers		Crew		Crew		Crew	
Ship	In-port Hours	Aboard Estimate	Aboard Hours	Ashore Estimate	Ashore Hours	Aboard Crew	Ashore Hours	Aboard Hours Estimate	Ashore Hours
GRAND PRINCESS	13.75	2,862	39,353	2,576	30,912	1150	15,813	288	2,880
ASUKA II	10.00	959	9,590	863	6,904	545	5,450	136	816
VOLENDAM	14.00	1,575	22,050	1,418	17,016	647	9,058	162	1,620
<b>SUBTOTAL</b>	<b>52.25</b>	<b>7,831</b>	<b>106,301</b>	<b>7,049</b>	<b>83,328</b>	<b>3,242</b>	<b>43,371</b>	<b>811</b>	<b>7,791</b>
6/30/2019	SKG								
CORAL PRINCESS	14.00	2,200	30,800	1,980	23,760	895	12,530	224	2,240
SEVEN SEAS MARINER	10.00	779	7,790	701	5,608	440	4,400	110	660
VIKING ORION	10.00	1,023	10,230	921	7,368	465	4,650	116	696
<b>SUBTOTAL</b>	<b>34.00</b>	<b>4,002</b>	<b>48,820</b>	<b>3,602</b>	<b>36,736</b>	<b>1,800</b>	<b>21,580</b>	<b>450</b>	<b>3,596</b>
7/1/2019	SKG								
MILLENNIUM	13.50	2,374	32,049	2,137	25,644	997	13,460	249	2,490
OVATION OF THE SEAS	13.50	4,578	61,803	4,120	49,440	1300	17,550	325	3,250
SILVER MUSE	9.50	656	6,232	590	4,720	408	3,876	102	612
AMERICAN CONSTELLATION	9.00	193	1,737	174	1,218	43	387	11	55
<b>SUBTOTAL</b>	<b>45.50</b>	<b>7,801</b>	<b>101,821</b>	<b>7,021</b>	<b>81,022</b>	<b>2,748</b>	<b>35,273</b>	<b>687</b>	<b>6,407</b>
7/2/2019	SKG								
ROYAL PRINCESS	15.00	3,916	58,740	3,524	45,812	1350	20,250	338	3,718
SOLSTICE	11.00	3,135	34,485	2,822	25,398	1000	11,000	250	1,750
RUBY PRINCESS	13.25	3,366	44,600	3,029	33,319	1200	15,900	300	2,700
NIEUW AMSTERDAM	14.00	2,317	32,438	2,085	25,020	929	13,006	232	2,320

A Review of 2019 Cruise Ship Presence in Skagway, Alaska

Skagway	2019 SE ALASKA CRUISE SHIP SEASON				SCENARIO: MODERATE				
	Cruise Ships	Passengers		Crew		Passengers		Crew	
Ship	In-port Hours	Aboard Estimate	Aboard Hours	Ashore Estimate	Ashore Hours	Aboard Crew	Ashore Hours	Aboard Estimate	Ashore Hours
ALASKAN DREAM	5.50	44	242	40	160	18	99	5	10
<b>SUBTOTAL</b>	<b>58.75</b>	<b>12,778</b>	<b>170,505</b>	<b>11,500</b>	<b>129,709</b>	<b>4,497</b>	<b>60,255</b>	<b>1,125</b>	<b>10,498</b>
7/3/2019	SKG								
GOLDEN PRINCESS	15.00	2,895	43,425	2,606	33,878	1100	16,500	275	3,025
RADIANCE OF THE SEAS	9.50	2,334	22,173	2,101	16,808	858	8,151	215	1,290
NORWEGIAN JOY	10.00	4,182	41,820	3,764	30,112	1821	18,210	455	2,730
NORWEGIAN BLISS	13.25	4,404	58,353	3,964	43,604	1716	22,737	429	3,861
<b>SUBTOTAL</b>	<b>47.75</b>	<b>13,815</b>	<b>165,771</b>	<b>12,435</b>	<b>124,402</b>	<b>5,495</b>	<b>65,598</b>	<b>1,374</b>	<b>10,906</b>
7/4/2019	SKG								
STAR PRINCESS	10.00	2,856	28,560	2,570	20,560	1100	11,000	275	1,650
WESTERDAM	14.00	2,165	30,310	1,949	23,388	817	11,438	204	2,040
DISNEY WONDER	12.50	1,929	24,113	1,736	19,096	947	11,838	237	2,133
REGATTA	10.50	768	8,064	691	6,219	372	3,906	93	651
<b>SUBTOTAL</b>	<b>47.00</b>	<b>7,718</b>	<b>91,047</b>	<b>6,946</b>	<b>69,263</b>	<b>3,236</b>	<b>38,182</b>	<b>809</b>	<b>6,474</b>
7/5/2019	SKG								
SUN PRINCESS	13.50	2,218	29,943	1,996	23,952	924	12,474	231	2,310
CARNIVAL LEGEND	14.00	2,336	32,704	2,102	25,224	961	13,454	240	2,400
AMSTERDAM	9.00	1,518	13,662	1,366	9,562	647	5,823	162	810
NORWEGIAN JEWEL	12.00	2,627	31,524	2,364	23,640	1100	13,200	275	2,200
<b>SUBTOTAL</b>	<b>48.50</b>	<b>8,699</b>	<b>107,833</b>	<b>7,828</b>	<b>82,378</b>	<b>3,632</b>	<b>44,951</b>	<b>908</b>	<b>7,720</b>

A Review of 2019 Cruise Ship Presence in Skagway, Alaska

Skagway	2019 SE ALASKA CRUISE SHIP SEASON				SCENARIO: MODERATE					
	Cruise Ships	Passengers	Crew							
	Ship	In-port Hours	Aboard Estimate	Aboard Hours	Ashore Estimate	Ashore Hours	Aboard Crew	Aboard Hours	Ashore Estimate	Ashore Hours
7/6/2019	SKG									
	CORAL PRINCESS	13.50	2,200	29,700	1,980	23,760	895	12,083	224	2,240
	VOLENDAM	14.00	1,575	22,050	1,418	17,016	647	9,058	162	1,620
	<b>SUBTOTAL</b>	<b>27.50</b>	<b>3,775</b>	<b>51,750</b>	<b>3,398</b>	<b>40,776</b>	<b>1,542</b>	<b>21,141</b>	<b>386</b>	<b>3,860</b>
7/7/2019	SKG									
	ISLAND PRINCESS	14.50	2,435	35,308	2,192	28,496	900	13,050	225	2,475
	SEVEN SEAS MARINER	10.00	779	7,790	701	5,608	440	4,400	110	660
	SILVER MUSE	9.00	656	5,904	590	4,130	408	3,672	102	510
	<b>SUBTOTAL</b>	<b>33.50</b>	<b>3,870</b>	<b>49,002</b>	<b>3,483</b>	<b>38,234</b>	<b>1,748</b>	<b>21,122</b>	<b>437</b>	<b>3,645</b>
7/8/2019	SKG									
	AZAMARA QUEST	10.00	781	7,810	703	5,624	408	4,080	102	612
	Ovation of the Seas	13.50	4,578	61,803	4,120	49,440	1300	17,550	325	3,250
	Radiance of the Seas	13.50	2,334	31,509	2,101	25,212	858	11,583	215	2,150
	AMERICAN CONSTELLATION	9.00	193	1,737	174	1,218	43	387	11	55
	<b>SUBTOTAL</b>	<b>46.00</b>	<b>7,886</b>	<b>102,859</b>	<b>7,098</b>	<b>81,494</b>	<b>2,609</b>	<b>33,600</b>	<b>653</b>	<b>6,067</b>
7/9/2019	SKG									
	GOLDEN PRINCESS	15.00	2,895	43,425	2,606	33,878	1100	16,500	275	3,025
	SOLSTICE	11.00	3,135	34,485	2,822	25,398	1000	11,000	250	1,750
	RUBY PRINCESS	13.25	3,366	44,600	3,029	33,319	1200	15,900	300	2,700

A Review of 2019 Cruise Ship Presence in Skagway, Alaska

Skagway	2019 SE ALASKA CRUISE SHIP SEASON						SCENARIO: MODERATE						
	Cruise Ships			Passengers			Crew			Crew			
Ship	In-port Hours	Aboard Estimate	Aboard Hours	Ashore Estimate	Ashore Hours	Aboard Crew	Ashore Hours	Aboard Hours	Ashore Estimate	Ashore Hours	Aboard Hours	Ashore Estimate	Ashore Hours
NIEUW AMSTERDAM	14.00	2,317	32,438	2,085	25,020	929	13,006	232	2,320				
<b>SUBTOTAL</b>	<b>53.25</b>	<b>11,713</b>	<b>154,948</b>	<b>10,542</b>	<b>117,615</b>	<b>4,229</b>	<b>56,406</b>	<b>1,057</b>	<b>9,795</b>				
7/10/2019	SKG												
ROYAL PRINCESS	14.50	3,916	56,782	3,524	45,812	1350	19,575	338	3,718				
MILLENNIUM	9.00	2,374	21,366	2,137	14,959	997	8,973	249	1,245				
CRYSTAL SYMPHONY	9.50	994	9,443	895	7,160	530	5,035	133	798				
NORWEGIAN BLISS	13.25	4,404	58,353	3,964	43,604	1716	22,737	429	3,861				
<b>SUBTOTAL</b>	<b>46.25</b>	<b>11,688</b>	<b>145,944</b>	<b>10,520</b>	<b>111,535</b>	<b>4,593</b>	<b>56,320</b>	<b>1,149</b>	<b>9,622</b>				
7/11/2019	SKG												
STAR PRINCESS	10.00	2,856	28,560	2,570	20,560	1100	11,000	275	1,650				
NOORDAM	14.00	2,169	30,366	1,952	23,424	820	11,480	205	2,050				
VIKING ORION	10.00	1,023	10,230	921	7,368	465	4,650	116	696				
BARANOF DREAM	8.00	41	328	37	222	19	152	5	20				
<b>SUBTOTAL</b>	<b>42.00</b>	<b>6,089</b>	<b>69,484</b>	<b>5,480</b>	<b>51,574</b>	<b>2,404</b>	<b>27,282</b>	<b>601</b>	<b>4,416</b>				
7/12/2019	SKG												
NORWEGIAN JEWEL	10.00	2,627	26,270	2,364	18,912	1100	11,000	275	1,650				
CARNIVAL LEGEND	14.00	2,336	32,704	2,102	25,224	961	13,454	240	2,400				
AMSTERDAM	9.00	1,518	13,662	1,366	9,562	647	5,823	162	810				
<b>SUBTOTAL</b>	<b>33.00</b>	<b>6,481</b>	<b>72,636</b>	<b>5,832</b>	<b>53,698</b>	<b>2,708</b>	<b>30,277</b>	<b>677</b>	<b>4,860</b>				

A Review of 2019 Cruise Ship Presence in Skagway, Alaska

Skagway	2019 SE ALASKA CRUISE SHIP SEASON				SCENARIO: MODERATE				
	Cruise Ships	Passengers	Crew						
Ship	In-port Hours	Aboard Estimate	Aboard Hours	Ashore Estimate	Ashore Hours	Aboard Crew	Aboard Hours	Ashore Estimate	Ashore Hours
7/13/2019	SKG								
ISLAND PRINCESS	13.50	2,435	32,873	2,192	26,304	900	12,150	225	2,250
VOLENDAM	14.00	1,575	22,050	1,418	17,016	647	9,058	162	1,620
	<b>SUBTOTAL</b>	<b>4,010</b>	<b>54,923</b>	<b>3,610</b>	<b>43,320</b>	<b>1,547</b>	<b>21,208</b>	<b>387</b>	<b>3,870</b>
7/14/2019	SKG								
AMERICAN CONSTELLATION	19.00	193	3,667	174	2,958	43	817	11	165
CORAL PRINCESS	14.00	2,200	30,800	1,980	23,760	895	12,530	224	2,240
CRYSTAL SYMPHONY	10.00	994	9,940	895	7,160	530	5,300	133	798
	<b>SUBTOTAL</b>	<b>3,387</b>	<b>44,407</b>	<b>3,049</b>	<b>33,878</b>	<b>1,468</b>	<b>18,647</b>	<b>368</b>	<b>3,203</b>
7/15/2019	SKG								
AMERICAN CONSTELLATION	5.00	193	965	174	522	43	215	11	11
MILLENNIUM	13.50	2,374	32,049	2,137	25,644	997	13,460	249	2,490
OVATION OF THE SEAS	13.50	4,578	61,803	4,120	49,440	1300	17,550	325	3,250
SILVER MUSE	9.50	656	6,232	590	4,720	408	3,876	102	612
	<b>SUBTOTAL</b>	<b>7,801</b>	<b>101,049</b>	<b>7,021</b>	<b>80,326</b>	<b>2,748</b>	<b>35,101</b>	<b>687</b>	<b>6,363</b>
7/16/2019	SKG								
ROYAL PRINCESS	15.00	3,916	58,740	3,524	45,812	1350	20,250	338	3,718
SOLSTICE	11.00	3,135	34,485	2,822	25,398	1000	11,000	250	1,750
RUBY PRINCESS	13.25	3,366	44,600	3,029	33,319	1200	15,900	300	2,700



A Review of 2019 Cruise Ship Presence in Skagway, Alaska

Skagway	2019 SE ALASKA CRUISE SHIP SEASON				SCENARIO: MODERATE				
	Cruise Ships	Passengers		Crew		Passengers		Crew	
Ship	In-port Hours	Aboard Estimate	Aboard Hours	Ashore Estimate	Ashore Hours	Aboard Crew	Ashore Hours	Aboard Estimate	Ashore Hours
NIEUW AMSTERDAM	14.00	2,317	32,438	2,085	25,020	929	13,006	232	2,320
<b>SUBTOTAL</b>	<b>53.25</b>	<b>12,734</b>	<b>170,263</b>	<b>11,460</b>	<b>129,549</b>	<b>4,479</b>	<b>60,156</b>	<b>1,120</b>	<b>10,488</b>
7/17/2019	SKG								
GOLDEN PRINCESS	15.00	2,895	43,425	2,606	33,878	1100	16,500	275	3,025
RADIANCE OF THE SEAS	9.50	2,334	22,173	2,101	16,808	858	8,151	215	1,290
NORWEGIAN JOY	10.00	4,182	41,820	3,764	30,112	1821	18,210	455	2,730
NORWEGIAN BLISS	13.25	4,404	58,353	3,964	43,604	1716	22,737	429	3,861
<b>SUBTOTAL</b>	<b>47.75</b>	<b>13,815</b>	<b>165,771</b>	<b>12,435</b>	<b>124,402</b>	<b>5,495</b>	<b>65,598</b>	<b>1,374</b>	<b>10,906</b>
7/18/2019	SKG								
STAR PRINCESS	10.00	2,856	28,560	2,570	20,560	1100	11,000	275	1,650
WESTERDAM	14.00	2,165	30,310	1,949	23,388	817	11,438	204	2,040
SEVEN SEAS MARINER	10.00	779	7,790	701	5,608	440	4,400	110	660
<b>SUBTOTAL</b>	<b>34.00</b>	<b>5,800</b>	<b>66,660</b>	<b>5,220</b>	<b>49,556</b>	<b>2,357</b>	<b>26,838</b>	<b>589</b>	<b>4,350</b>
7/19/2019	SKG								
GRAND PRINCESS	13.50	2,862	38,637	2,576	30,912	1150	15,525	288	2,880
CARNIVAL LEGEND	14.00	2,336	32,704	2,102	25,224	961	13,454	240	2,400
NORWEGIAN JEWEL	12.00	2,627	31,524	2,364	23,640	1100	13,200	275	2,200
<b>SUBTOTAL</b>	<b>39.50</b>	<b>7,825</b>	<b>102,865</b>	<b>7,042</b>	<b>79,776</b>	<b>3,211</b>	<b>42,179</b>	<b>803</b>	<b>7,480</b>

A Review of 2019 Cruise Ship Presence in Skagway, Alaska

Skagway	2019 SE ALASKA CRUISE SHIP SEASON				SCENARIO: MODERATE					
	Cruise Ships	Passengers		Crew		Crew		Crew		
Ship	In-port Hours	Aboard Estimate	Aboard Hours	Ashore Estimate	Ashore Hours	Aboard Crew	Ashore Estimate	Ashore Hours	Ashore Hours	
7/20/2019	SKG									
	CORAL PRINCESS	13.50	2,200	29,700	1,980	23,760	895	12,083	224	2,240
	VOLENDAM	14.00	1,575	22,050	1,418	17,016	647	9,058	162	1,620
	VIKING ORION	10.00	1,023	10,230	921	7,368	465	4,650	116	696
	REGATTA	14.00	768	10,752	691	8,292	372	5,208	93	930
	<b>SUBTOTAL</b>	<b>51.50</b>	<b>5,566</b>	<b>72,732</b>	<b>5,010</b>	<b>56,436</b>	<b>2,379</b>	<b>30,999</b>	<b>595</b>	<b>5,486</b>
7/21/2019	SKG									
	AMERICAN CONSTELLATION	19.00	193	3,667	174	2,958	43	817	11	165
	LE SOLEAL	13.00	246	3,198	221	2,431	139	1,807	35	315
	ISLAND PRINCESS	14.50	2,435	35,308	2,192	28,496	900	13,050	225	2,475
	SILVER MUSE	9.00	656	5,904	590	4,130	408	3,672	102	510
	<b>SUBTOTAL</b>	<b>55.50</b>	<b>3,530</b>	<b>48,077</b>	<b>3,177</b>	<b>38,015</b>	<b>1,490</b>	<b>19,346</b>	<b>373</b>	<b>3,465</b>
7/22/2019	SKG									
	AMERICAN CONSTELLATION	5.00	193	965	174	522	43	215	11	11
	Ovation of the Seas	13.50	4,578	61,803	4,120	49,440	1300	17,550	325	3,250
	Radiance of the Seas	13.50	2,334	31,509	2,101	25,212	858	11,583	215	2,150
	<b>SUBTOTAL</b>	<b>32.00</b>	<b>7,105</b>	<b>94,277</b>	<b>6,395</b>	<b>75,174</b>	<b>2,201</b>	<b>29,348</b>	<b>551</b>	<b>5,411</b>
7/23/2019	SKG									
	GOLDEN PRINCESS	15.00	2,895	43,425	2,606	33,878	1100	16,500	275	3,025

A Review of 2019 Cruise Ship Presence in Skagway, Alaska

Skagway	2019 SE ALASKA CRUISE SHIP SEASON						SCENARIO: MODERATE						
	Cruise Ships			Passengers			Crew			Crew			
Ship	In-port Hours	Aboard Estimate	Aboard Hours	Ashore Estimate	Ashore Hours	Aboard Crew	Ashore Hours	Aboard Hours	Ashore Estimate	Ashore Hours	Aboard Hours	Ashore Estimate	Ashore Hours
SOLSTICE	11.00	3,135	34,485	2,822	25,398	1000	11,000	250	1,750				
RUBY PRINCESS	13.25	3,366	44,600	3,029	33,319	1200	15,900	300	2,700				
NIEUW AMSTERDAM	14.00	2,317	32,438	2,085	25,020	929	13,006	232	2,320				
<b>SUBTOTAL</b>	<b>53.25</b>	<b>11,713</b>	<b>154,948</b>	<b>10,542</b>	<b>117,615</b>	<b>4,229</b>	<b>56,406</b>	<b>1,057</b>	<b>9,795</b>				
7/24/2019	SKG												
ROYAL PRINCESS	14.50	3,916	56,782	3,524	45,812	1350	19,575	338	3,718				
MILLENNIUM	9.00	2,374	21,366	2,137	14,959	997	8,973	249	1,245				
NORWEGIAN BLISS	13.25	4,404	58,353	3,964	43,604	1716	22,737	429	3,861				
<b>SUBTOTAL</b>	<b>36.75</b>	<b>10,694</b>	<b>136,501</b>	<b>9,625</b>	<b>104,375</b>	<b>4,063</b>	<b>51,285</b>	<b>1,016</b>	<b>8,824</b>				
7/25/2019	SKG												
STAR PRINCESS	10.50	2,856	29,988	2,570	23,130	1100	11,550	275	1,925				
AZAMARA QUEST	9.00	781	7,029	703	4,921	408	3,672	102	510				
NOORDAM	14.00	2,169	30,366	1,952	23,424	820	11,480	205	2,050				
DISNEY WONDER	12.50	1,929	24,113	1,736	19,096	947	11,838	237	2,133				
<b>SUBTOTAL</b>	<b>46.00</b>	<b>7,735</b>	<b>91,496</b>	<b>6,961</b>	<b>70,571</b>	<b>3,275</b>	<b>38,540</b>	<b>819</b>	<b>6,618</b>				
7/26/2019	SKG												
NORWEGIAN JEWEL	10.00	2,627	26,270	2,364	18,912	1100	11,000	275	1,650				
CARNIVAL LEGEND	14.00	2,336	32,704	2,102	25,224	961	13,454	240	2,400				
<b>SUBTOTAL</b>	<b>24.00</b>	<b>4,963</b>	<b>58,974</b>	<b>4,466</b>	<b>44,136</b>	<b>2,061</b>	<b>24,454</b>	<b>515</b>	<b>4,050</b>				

A Review of 2019 Cruise Ship Presence in Skagway, Alaska

Skagway	2019 SE ALASKA CRUISE SHIP SEASON				SCENARIO: MODERATE				
	Cruise Ships	Passengers		Crew		Passengers		Crew	
Ship	In-port Hours	Aboard Estimate	Aboard Hours	Ashore Estimate	Ashore Hours	Aboard Crew	Aboard Hours	Ashore Estimate	Ashore Hours
7/27/2019	SKG								
	CRYSTAL SYMPHONY	8.50	994	8,449	895	6,265	530	4,505	133
	ISLAND PRINCESS	13.50	2,435	32,873	2,192	26,304	900	12,150	225
	VOLENDAM	14.00	1,575	22,050	1,418	17,016	647	9,058	162
	<b>SUBTOTAL</b>	<b>36.00</b>	<b>5,004</b>	<b>63,372</b>	<b>4,505</b>	<b>49,585</b>	<b>2,077</b>	<b>25,713</b>	<b>520</b>
7/28/2019	SKG								
	CORAL PRINCESS	14.00	2,200	30,800	1,980	23,760	895	12,530	224
	SEVEN SEAS MARINER	10.00	779	7,790	701	5,608	440	4,400	110
	<b>SUBTOTAL</b>	<b>24.00</b>	<b>2,979</b>	<b>38,590</b>	<b>2,681</b>	<b>29,368</b>	<b>1,335</b>	<b>16,930</b>	<b>334</b>
7/29/2019	SKG								
	MILLENNIUM	13.50	2,374	32,049	2,137	25,644	997	13,460	249
	Ovation of the Seas	13.50	4,578	61,803	4,120	49,440	1300	17,550	325
	SILVER MUSE	9.50	656	6,232	590	4,720	408	3,876	102
	VIKING ORION	10.00	1,023	10,230	921	7,368	465	4,650	116
	AMERICAN CONSTELLATION	9.00	193	1,737	174	1,218	43	387	11
	<b>SUBTOTAL</b>	<b>55.50</b>	<b>8,824</b>	<b>112,051</b>	<b>7,942</b>	<b>88,390</b>	<b>3,213</b>	<b>39,923</b>	<b>803</b>
7/30/2019	SKG								
	ROYAL PRINCESS	15.00	3,916	58,740	3,524	45,812	1350	20,250	338
	SOLSTICE	11.00	3,135	34,485	2,822	25,398	1000	11,000	250

A Review of 2019 Cruise Ship Presence in Skagway, Alaska

Skagway	2019 SE ALASKA CRUISE SHIP SEASON				SCENARIO: MODERATE				
	Cruise Ships	Passengers		Crew		Passengers		Crew	
Ship	In-port Hours	Aboard Estimate	Aboard Hours	Ashore Estimate	Ashore Hours	Aboard Crew	Aboard Hours	Ashore Estimate	Ashore Hours
RUBY PRINCESS	13.25	3,366	44,600	3,029	33,319	1200	15,900	300	2,700
NIEUW AMSTERDAM	14.00	2,317	32,438	2,085	25,020	929	13,006	232	2,320
<b>SUBTOTAL</b>	<b>53.25</b>	<b>12,734</b>	<b>170,263</b>	<b>11,460</b>	<b>129,549</b>	<b>4,479</b>	<b>60,156</b>	<b>1,120</b>	<b>10,488</b>
7/31/2019 SKG									
GOLDEN PRINCESS	15.00	2,895	43,425	2,606	33,878	1100	16,500	275	3,025
RADIANCE OF THE SEAS	9.50	2,334	22,173	2,101	16,808	858	8,151	215	1,290
NORWEGIAN JOY	10.00	4,182	41,820	3,764	30,112	1821	18,210	455	2,730
NORWEGIAN BLISS	13.25	4,404	58,353	3,964	43,604	1716	22,737	429	3,861
BARANOF DREAM	8.00	41	328	37	222	19	152	5	20
<b>SUBTOTAL</b>	<b>55.75</b>	<b>13,856</b>	<b>166,099</b>	<b>12,472</b>	<b>124,624</b>	<b>5,514</b>	<b>65,750</b>	<b>1,379</b>	<b>10,926</b>
8/1/2019 SKG									
STAR PRINCESS	10.50	2,856	29,988	2,570	23,130	1100	11,550	275	1,925
REGATTA	9.00	768	6,912	691	4,837	372	3,348	93	465
WESTERDAM	14.00	2,165	30,310	1,949	23,388	817	11,438	204	2,040
DISNEY WONDER	12.50	1,929	24,113	1,736	19,096	947	11,838	237	2,133
ALASKAN DREAM	5.00	44	220	40	120	18	90	5	5
<b>SUBTOTAL</b>	<b>51.00</b>	<b>7,762</b>	<b>91,543</b>	<b>6,986</b>	<b>70,571</b>	<b>3,254</b>	<b>38,264</b>	<b>814</b>	<b>6,568</b>
8/2/2019 SKG									
LE SOLEAL	13.00	246	3,198	221	2,431	139	1,807	35	315
CRYSTAL SYMPHONY	11.00	994	10,934	895	8,055	530	5,830	133	931
25									

A Review of 2019 Cruise Ship Presence in Skagway, Alaska

Skagway	2019 SE ALASKA CRUISE SHIP SEASON						SCENARIO: MODERATE						
	Cruise Ships			Passengers			Crew			Crew			
Ship	In-port Hours	Aboard Estimate	Aboard Hours	Ashore Estimate	Ashore Hours	Aboard Crew	Ashore Hours	Aboard Hours	Ashore Estimate	Ashore Hours	Aboard Hours	Ashore Estimate	Ashore Hours
CARNIVAL LEGEND	14.00	2,336	32,704	2,102	25,224	961	13,454	240	2,400				
NORWEGIAN JEWEL	12.00	2,627	31,524	2,364	23,640	1100	13,200	275	2,200				
<b>SUBTOTAL</b>	<b>50.00</b>	<b>6,203</b>	<b>78,360</b>	<b>5,582</b>	<b>59,350</b>	<b>2,730</b>	<b>34,291</b>	<b>683</b>	<b>5,846</b>				
8/3/2019 SKG													
CORAL PRINCESS	13.50	2,200	29,700	1,980	23,760	895	12,083	224	2,240				
VOLENDAM	14.00	1,575	22,050	1,418	17,016	647	9,058	162	1,620				
AZAMARA QUEST	9.50	781	7,420	703	5,624	408	3,876	102	612				
<b>SUBTOTAL</b>	<b>37.00</b>	<b>4,556</b>	<b>59,170</b>	<b>4,101</b>	<b>46,400</b>	<b>1,950</b>	<b>25,017</b>	<b>488</b>	<b>4,472</b>				
8/4/2019 SKG													
LE SOLEAL	13.00	246	3,198	221	2,431	139	1,807	35	315				
ISLAND PRINCESS	14.50	2,435	35,308	2,192	28,496	900	13,050	225	2,475				
SEVEN SEAS MARINER	8.00	779	6,232	701	4,206	440	3,520	110	440				
SILVER MUSE	9.00	656	5,904	590	4,130	408	3,672	102	510				
<b>SUBTOTAL</b>	<b>44.50</b>	<b>4,116</b>	<b>50,642</b>	<b>3,704</b>	<b>39,263</b>	<b>1,887</b>	<b>22,049</b>	<b>472</b>	<b>3,740</b>				
8/5/2019 SKG													
OVATION OF THE SEAS	13.50	4,578	61,803	4,120	49,440	1300	17,550	325	3,250				
RADIANCE OF THE SEAS	13.50	2,334	31,509	2,101	25,212	858	11,583	215	2,150				
AMERICAN CONSTELLATION	9.00	193	1,737	174	1,218	43	387	11	55				
<b>SUBTOTAL</b>	<b>36.00</b>	<b>7,105</b>	<b>95,049</b>	<b>6,395</b>	<b>75,870</b>	<b>2,201</b>	<b>29,520</b>	<b>551</b>	<b>5,455</b>				

A Review of 2019 Cruise Ship Presence in Skagway, Alaska

Skagway	2019 SE ALASKA CRUISE SHIP SEASON				SCENARIO: MODERATE				
	Cruise Ships	Passengers		Crew		Crew		Crew	
Ship	In-port Hours	Aboard Estimate	Aboard Hours	Ashore Estimate	Ashore Hours	Aboard Crew	Ashore Hours	Aboard Hours	Ashore Hours
8/6/2019	SKG								
	GOLDEN PRINCESS	15.00	2,895	43,425	2,606	33,878	1100	16,500	3,025
	SOLSTICE	11.00	3,135	34,485	2,822	25,398	1000	11,000	1,750
	RUBY PRINCESS	13.25	3,366	44,600	3,029	33,319	1200	15,900	2,700
	NIEUW AMSTERDAM	14.00	2,317	32,438	2,085	25,020	929	13,006	2,320
	<b>SUBTOTAL</b>	<b>53.25</b>	<b>11,713</b>	<b>154,948</b>	<b>10,542</b>	<b>117,615</b>	<b>4,229</b>	<b>56,406</b>	<b>9,795</b>
8/7/2019	SKG								
	ROYAL PRINCESS	14.50	3,916	56,782	3,524	45,812	1350	19,575	3,718
	MILLENNIUM	9.00	2,374	21,366	2,137	14,959	997	8,973	1,245
	NORWEGIAN BLISS	13.25	4,404	56,353	3,964	43,604	1716	22,737	3,861
	<b>SUBTOTAL</b>	<b>36.75</b>	<b>10,694</b>	<b>136,501</b>	<b>9,625</b>	<b>104,375</b>	<b>4,063</b>	<b>51,285</b>	<b>8,824</b>
8/8/2019	SKG								
	STAR PRINCESS	10.00	2,856	28,560	2,570	20,560	1100	11,000	1,650
	NOORDAM	14.00	2,169	30,366	1,952	23,424	820	11,480	2,050
	DISNEY WONDER	12.50	1,929	24,113	1,736	19,096	947	11,838	2,133
	<b>SUBTOTAL</b>	<b>36.50</b>	<b>6,954</b>	<b>83,039</b>	<b>6,258</b>	<b>63,080</b>	<b>2,867</b>	<b>34,318</b>	<b>5,833</b>
8/9/2019	SKG								
	VIKING ORION	12.00	1,023	12,276	921	9,210	465	5,580	928
	NORWEGIAN JEWEL	10.00	2,627	26,270	2,364	18,912	1100	11,000	1,650

A Review of 2019 Cruise Ship Presence in Skagway, Alaska

Skagway	2019 SE ALASKA CRUISE SHIP SEASON						SCENARIO: MODERATE					
	Cruise Ships			Passengers			Crew			Crew		
Ship	In-port Hours	Aboard Estimate	Aboard Hours	Ashore Estimate	Ashore Hours	Aboard Crew	Aboard Hours	Ashore Estimate	Ashore Hours	Aboard Hours	Ashore Estimate	Ashore Hours
GRAND PRINCESS	13.50	2,862	38,637	2,576	30,912	1150	15,525	288	2,880			
CARNIVAL LEGEND	14.00	2,336	32,704	2,102	25,224	961	13,454	240	2,400			
<b>SUBTOTAL</b>	<b>49.50</b>	<b>8,848</b>	<b>109,887</b>	<b>7,963</b>	<b>84,258</b>	<b>3,676</b>	<b>45,559</b>	<b>919</b>	<b>7,858</b>			
8/10/2019												
ISLAND PRINCESS	13.50	2,435	32,873	2,192	26,304	900	12,150	225	2,250			
VOLENDAM	14.00	1,575	22,050	1,418	17,016	647	9,058	162	1,620			
<b>SUBTOTAL</b>	<b>27.50</b>	<b>4,010</b>	<b>54,923</b>	<b>3,610</b>	<b>43,320</b>	<b>1,547</b>	<b>21,208</b>	<b>387</b>	<b>3,870</b>			
8/11/2019												
AMERICAN CONSTELLATION	19.00	193	3,667	174	2,958	43	817	11	165			
CORAL PRINCESS	14.00	2,200	30,800	1,980	23,760	895	12,530	224	2,240			
SEVEN SEAS MARINER	10.00	779	7,790	701	5,608	440	4,400	110	660			
<b>SUBTOTAL</b>	<b>43.00</b>	<b>3,172</b>	<b>42,257</b>	<b>2,855</b>	<b>32,326</b>	<b>1,378</b>	<b>17,747</b>	<b>345</b>	<b>3,065</b>			
8/12/2019												
AMERICAN CONSTELLATION	5.00	193	965	174	522	43	215	11	11			
MILLENNIUM	13.50	2,374	32,049	2,137	25,644	997	13,460	249	2,490			
Ovation of the Seas	13.50	4,578	61,803	4,120	49,440	1300	17,550	325	3,250			
SILVER MUSE	9.50	656	6,232	590	4,720	408	3,876	102	612			
<b>SUBTOTAL</b>	<b>41.50</b>	<b>7,801</b>	<b>101,049</b>	<b>7,021</b>	<b>80,326</b>	<b>2,748</b>	<b>35,101</b>	<b>687</b>	<b>6,363</b>			



A Review of 2019 Cruise Ship Presence in Skagway, Alaska

Skagway	2019 SE ALASKA CRUISE SHIP SEASON				SCENARIO: MODERATE					
	Cruise Ships	Passengers	Crew		Passengers	Crew				
	Ship	In-port Hours	Aboard Estimate	Aboard Hours	Ashore Estimate	Ashore Hours	Aboard Crew	Aboard Hours	Ashore Estimate	Ashore Hours
8/13/2019	SKG									
	ROYAL PRINCESS	15.00	3,916	58,740	3,524	45,812	1350	20,250	338	3,718
	SOLSTICE	11.00	3,135	34,485	2,822	25,398	1000	11,000	250	1,750
	RUBY PRINCESS	13.25	3,366	44,600	3,029	33,319	1200	15,900	300	2,700
	NIEUW AMSTERDAM	14.00	2,317	32,438	2,085	25,020	929	13,006	232	2,320
	<b>SUBTOTAL</b>	<b>53.25</b>	<b>12,734</b>	<b>170,263</b>	<b>11,460</b>	<b>129,549</b>	<b>4,479</b>	<b>60,156</b>	<b>1,120</b>	<b>10,488</b>
8/14/2019	SKG									
	GOLDEN PRINCESS	15.00	2,895	43,425	2,606	33,878	1100	16,500	275	3,025
	RADIANCE OF THE SEAS	9.50	2,334	22,173	2,101	16,808	858	8,151	215	1,290
	NORWEGIAN JOY	10.00	4,182	41,820	3,764	30,112	1821	18,210	455	2,730
	NORWEGIAN BLISS	13.25	4,404	58,353	3,964	43,604	1716	22,737	429	3,861
	<b>SUBTOTAL</b>	<b>47.75</b>	<b>13,815</b>	<b>165,771</b>	<b>12,435</b>	<b>124,402</b>	<b>5,495</b>	<b>65,598</b>	<b>1,374</b>	<b>10,906</b>
8/15/2019	SKG									
	STAR PRINCESS	10.50	2,856	29,988	2,570	23,130	1100	11,550	275	1,925
	WESTERDAM	14.00	2,165	30,310	1,949	23,388	817	11,438	204	2,040
	DISNEY WONDER	12.50	1,929	24,113	1,736	19,096	947	11,838	237	2,133
	REGATTA	8.00	768	6,144	691	4,146	372	2,976	93	372
	<b>SUBTOTAL</b>	<b>45.00</b>	<b>7,718</b>	<b>90,555</b>	<b>6,946</b>	<b>69,760</b>	<b>3,236</b>	<b>37,802</b>	<b>809</b>	<b>6,470</b>

A Review of 2019 Cruise Ship Presence in Skagway, Alaska

Skagway	2019 SE ALASKA CRUISE SHIP SEASON				SCENARIO: MODERATE				
	Cruise Ships	Passengers	Crew		Passengers	Crew			
Ship	In-port Hours	Aboard Estimate	Aboard Hours	Ashore Estimate	Ashore Hours	Aboard Crew	Aboard Hours	Ashore Estimate	Ashore Hours
8/16/2019	SKG								
	CARNIVAL LEGEND	14.00	2,336	32,704	2,102	25,224	961	13,454	240
	NORWEGIAN JEWEL	12.00	2,627	31,524	2,364	23,640	1,100	13,200	275
	<b>SUBTOTAL</b>	<b>26.00</b>	<b>4,963</b>	<b>64,228</b>	<b>4,466</b>	<b>48,864</b>	<b>2,061</b>	<b>26,654</b>	<b>515</b>
8/17/2019	SKG								
	CORAL PRINCESS	13.50	2,200	29,700	1,980	23,760	895	12,083	224
	VOLENDAM	14.00	1,575	22,050	1,418	17,016	647	9,058	162
	<b>SUBTOTAL</b>	<b>27.50</b>	<b>3,775</b>	<b>51,750</b>	<b>3,398</b>	<b>40,776</b>	<b>1,542</b>	<b>21,141</b>	<b>386</b>
8/18/2019	SKG								
	AMERICAN CONSTELLATION	19.00	193	3,667	174	2,958	43	817	11
	ISLAND PRINCESS	14.00	2,435	34,090	2,192	26,304	900	12,600	225
	SEVEN SEAS MARINER	8.00	779	6,232	701	4,206	440	3,520	110
	SILVER MUSE	9.00	656	5,904	590	4,130	408	3,672	102
	<b>SUBTOTAL</b>	<b>50.00</b>	<b>4,063</b>	<b>49,893</b>	<b>3,657</b>	<b>37,598</b>	<b>1,791</b>	<b>20,609</b>	<b>448</b>
8/19/2019	SKG								
	AMERICAN CONSTELLATION	5.00	193	965	174	522	43	215	11
	GRAND PRINCESS	13.25	2,862	37,922	2,576	28,336	1,150	15,238	288
	Ovation of the Seas	13.50	4,578	61,803	4,120	49,440	1,300	17,550	325
	RADIANCE OF THE SEAS	13.50	2,334	31,509	2,101	25,212	858	11,583	215

# A Review of 2019 Cruise Ship Presence in Skagway, Alaska

Skagway	2019 SE ALASKA CRUISE SHIP SEASON				SCENARIO: MODERATE				
	Cruise Ships	Passengers		Crew		Crew		Crew	
Ship	In-port Hours	Aboard Estimate	Aboard Hours	Ashore Estimate	Ashore Hours	Aboard Crew	Aboard Hours	Ashore Estimate	Ashore Hours
<b>SUBTOTAL</b>	45.25	9,967	132,199	8,971	103,510	3,351	44,586	839	8,003
8/20/2019									
SKG									
GOLDEN PRINCESS	15.00	2,895	43,425	2,606	33,878	1100	16,500	275	3,025
SOLSTICE	11.00	3,135	34,485	2,822	25,398	1000	11,000	250	1,750
RUBY PRINCESS	13.25	3,366	44,600	3,029	33,319	1200	15,900	300	2,700
NIEUW AMSTERDAM	14.00	2,317	32,438	2,085	25,020	929	13,006	232	2,320
<b>SUBTOTAL</b>	53.25	11,713	154,948	10,542	117,615	4,229	56,406	1,057	9,795
8/21/2019									
SKG									
ROYAL PRINCESS	14.50	3,916	56,782	3,524	45,812	1350	19,575	338	3,718
MILLENNIUM	9.00	2,374	21,366	2,137	14,959	997	8,973	249	1,245
NORWEGIAN BLISS	13.25	4,404	58,353	3,964	43,604	1716	22,737	429	3,861
<b>SUBTOTAL</b>	36.75	10,694	136,501	9,625	104,375	4,063	51,285	1,016	8,824
8/22/2019									
SKG									
STAR PRINCESS	10.00	2,856	28,560	2,570	20,560	1100	11,000	275	1,650
NOORDAM	14.00	2,169	30,366	1,952	23,424	820	11,480	205	2,050
DISNEY WONDER	12.50	1,929	24,113	1,736	19,096	947	11,838	237	2,133
BARANOF DREAM	8.00	41	328	37	222	19	152	5	20
<b>SUBTOTAL</b>	44.50	6,995	83,367	6,295	63,302	2,886	34,470	722	5,853

A Review of 2019 Cruise Ship Presence in Skagway, Alaska

Skagway	2019 SE ALASKA CRUISE SHIP SEASON				SCENARIO: MODERATE				
	Cruise Ships	Passengers		Crew		Passengers		Crew	
Ship	In-port Hours	Aboard Estimate	Aboard Hours	Ashore Estimate	Ashore Hours	Aboard Crew	Aboard Hours	Ashore Estimate	Ashore Hours
8/23/2019	SKG								
	NORWEGIAN JEWEL	10.00	2,627	26,270	2,364	18,912	11,000	275	1,650
	CARNIVAL LEGEND	14.00	2,336	32,704	2,102	25,224	13,454	240	2,400
	<b>SUBTOTAL</b>	<b>24.00</b>	<b>4,963</b>	<b>58,974</b>	<b>4,466</b>	<b>44,136</b>	<b>24,454</b>	<b>515</b>	<b>4,050</b>
8/24/2019	SKG								
	CRYSTAL SYMPHONY	11.00	994	10,934	895	8,055	5,830	133	931
	ISLAND PRINCESS	13.50	2,435	32,873	2,192	26,304	12,150	225	2,250
	VOLENDAM	14.00	1,575	22,050	1,418	17,016	9,058	162	1,620
	ALASKAN DREAM	5.50	44	242	40	160	99	5	10
	<b>SUBTOTAL</b>	<b>44.00</b>	<b>5,048</b>	<b>66,099</b>	<b>4,545</b>	<b>51,535</b>	<b>27,137</b>	<b>525</b>	<b>4,811</b>
8/25/2019	SKG								
	AMERICAN CONSTELLATION	19.00	193	3,667	174	2,958	43	817	11
	CORAL PRINCESS	14.00	0	0	0	0	0	0	0
	SEVEN SEAS MARINER	10.00	779	7,790	701	5,608	440	4,400	660
	<b>SUBTOTAL</b>	<b>43.00</b>	<b>972</b>	<b>11,457</b>	<b>875</b>	<b>8,566</b>	<b>483</b>	<b>5,217</b>	<b>825</b>
8/26/2019	SKG								
	AMERICAN CONSTELLATION	5.00	193	965	174	522	43	215	11
	MILLENNIUM	13.50	2,374	32,049	2,137	25,644	997	13,460	2,490
	OVATION OF THE SEAS	13.50	4,578	61,803	4,120	49,440	1300	17,550	3,250

A Review of 2019 Cruise Ship Presence in Skagway, Alaska

Skagway	2019 SE ALASKA CRUISE SHIP SEASON				SCENARIO: MODERATE				
	Cruise Ships	Passengers	Crew						
Ship	In-port Hours	Aboard Estimate	Aboard Hours	Ashore Estimate	Ashore Hours	Aboard Crew	Aboard Hours	Ashore Estimate	Ashore Hours
SILVER MUSE	9.50	656	6,232	590	4,720	408	3,876	102	612
BARANOF DREAM	6.00	41	246	37	148	19	114	5	10
<b>SUBTOTAL</b>	<b>47.50</b>	<b>7,842</b>	<b>101,295</b>	<b>7,058</b>	<b>80,474</b>	<b>2,767</b>	<b>35,215</b>	<b>692</b>	<b>6,373</b>
8/27/2019	SKG								
ROYAL PRINCESS	15.00	3,916	58,740	3,524	45,812	1350	20,250	338	3,718
SOLSTICE	11.00	3,135	34,485	2,822	25,398	1000	11,000	250	1,750
RUBY PRINCESS	13.25	3,366	44,600	3,029	33,319	1200	15,900	300	2,700
NIEUW AMSTERDAM	14.00	2,317	32,438	2,085	25,020	929	13,006	232	2,320
<b>SUBTOTAL</b>	<b>53.25</b>	<b>12,734</b>	<b>170,263</b>	<b>11,460</b>	<b>129,549</b>	<b>4,479</b>	<b>60,156</b>	<b>1,120</b>	<b>10,488</b>
8/28/2019	SKG								
GOLDEN PRINCESS	15.00	2,895	43,425	2,606	33,878	1100	16,500	275	3,025
RADIANCE OF THE SEAS	9.50	2,334	22,173	2,101	16,808	858	8,151	215	1,290
NORWEGIAN JOY	10.00	4,182	41,820	3,764	30,112	1821	18,210	455	2,730
NORWEGIAN BLISS	13.25	4,404	58,353	3,964	43,604	1716	22,737	429	3,861
<b>SUBTOTAL</b>	<b>47.75</b>	<b>13,815</b>	<b>165,771</b>	<b>12,435</b>	<b>124,402</b>	<b>5,495</b>	<b>65,598</b>	<b>1,374</b>	<b>10,906</b>
8/29/2019	SKG								
GRAND PRINCESS	15.00	2,862	42,930	2,576	33,488	1150	17,250	288	3,168
STAR PRINCESS	10.00	2,856	28,560	2,570	20,560	1100	11,000	275	1,650
WESTERDAM	14.00	2,165	30,310	1,949	23,388	817	11,438	204	2,040
DISNEY WONDER	12.50	1,929	24,113	1,736	19,096	947	11,838	237	2,133

# A Review of 2019 Cruise Ship Presence in Skagway, Alaska

Skagway	2019 SE ALASKA CRUISE SHIP SEASON				SCENARIO: MODERATE				
	Cruise Ships	Passengers		Crew		Passengers		Crew	
Ship	In-port Hours	Aboard Estimate	Aboard Hours	Ashore Estimate	Ashore Hours	Aboard Crew	Aboard Hours	Ashore Estimate	Ashore Hours
<b>SUBTOTAL</b>	51.50	9,812	125,913	8,831	96,532	4,014	51,526	1,004	8,991
8/30/2019	SKG								
CARNIVAL LEGEND	14.00	2,336	32,704	2,102	25,224	961	13,454	240	2,400
CRYSTAL SYMPHONY	10.00	994	9,940	895	7,160	530	5,300	133	798
NORWEGIAN JEWEL	12.00	2,627	31,524	2,364	23,640	1,100	13,200	275	2,200
<b>SUBTOTAL</b>	36.00	5,957	74,168	5,361	56,024	2,591	31,954	648	5,398
8/31/2019	SKG								
CORAL PRINCESS	13.50	2,200	29,700	1,980	23,760	895	12,083	224	2,240
VOLENDAM	14.00	1,575	22,050	1,418	17,016	647	9,058	162	1,620
REGATTA	14.00	768	10,752	691	8,292	372	5,208	93	930
<b>SUBTOTAL</b>	41.50	4,543	62,502	4,089	49,068	1,914	26,349	479	4,790
9/1/2019	SKG								
AMERICAN CONSTELLATION	19.00	193	3,667	174	2,958	43	817	11	165
ISLAND PRINCESS	14.00	2,435	34,090	2,192	26,304	900	12,600	225	2,250
SEVEN SEAS MARINER	8.00	779	6,232	701	4,206	440	3,520	110	440
SILVER MUSE	9.00	656	5,904	590	4,130	408	3,672	102	510
<b>SUBTOTAL</b>	50.00	4,063	49,893	3,657	37,598	1,791	20,609	448	3,365
9/2/2019	SKG								
AMERICAN CONSTELLATION	5.00	193	965	174	522	43	215	11	11

A Review of 2019 Cruise Ship Presence in Skagway, Alaska

Skagway	2019 SE ALASKA CRUISE SHIP SEASON						SCENARIO: MODERATE					
	Cruise Ships			Passengers			Crew			Crew		
Ship	In-port Hours	Aboard Estimate	Aboard Hours	Ashore Estimate	Ashore Hours	Aboard Crew	Aboard Hours	Ashore Estimate	Ashore Hours	Aboard Hours	Ashore Estimate	Ashore Hours
OVATION OF THE SEAS	13.50	4,578	61,803	4,120	49,440	1300	17,550	325	3,250			
RADIANCE OF THE SEAS	13.50	2,334	31,509	2,101	25,212	858	11,583	215	2,150			
<b>SUBTOTAL</b>	<b>32.00</b>	<b>7,105</b>	<b>94,277</b>	<b>6,395</b>	<b>75,174</b>	<b>2,201</b>	<b>29,348</b>	<b>551</b>	<b>5,411</b>			
9/3/2019	SKG											
GOLDEN PRINCESS	15.00	2,895	43,425	2,606	33,878	1100	16,500	275	3,025			
SOLSTICE	11.00	3,135	34,485	2,822	25,398	1000	11,000	250	1,750			
RUBY PRINCESS	13.25	3,366	44,600	3,029	33,319	1200	15,900	300	2,700			
NIEUW AMSTERDAM	14.00	2,317	32,438	2,085	25,020	929	13,006	232	2,320			
<b>SUBTOTAL</b>	<b>53.25</b>	<b>11,713</b>	<b>154,948</b>	<b>10,542</b>	<b>117,615</b>	<b>4,229</b>	<b>56,406</b>	<b>1,057</b>	<b>9,795</b>			
9/4/2019	SKG											
ROYAL PRINCESS	14.00	3,916	54,824	3,524	42,288	1350	18,900	338	3,380			
NORWEGIAN BLISS	13.25	4,404	58,353	3,964	43,604	1716	22,737	429	3,861			
<b>SUBTOTAL</b>	<b>27.25</b>	<b>8,320</b>	<b>113,177</b>	<b>7,488</b>	<b>85,892</b>	<b>3,066</b>	<b>41,637</b>	<b>767</b>	<b>7,241</b>			
9/5/2019	SKG											
STAR PRINCESS	10.00	2,856	28,560	2,570	20,560	1100	11,000	275	1,650			
NOORDAM	14.00	2,169	30,366	1,952	23,424	820	11,480	205	2,050			
DISNEY WONDER	12.50	1,929	24,113	1,736	19,096	947	11,838	237	2,133			
<b>SUBTOTAL</b>	<b>36.50</b>	<b>6,954</b>	<b>83,039</b>	<b>6,258</b>	<b>63,080</b>	<b>2,867</b>	<b>34,318</b>	<b>717</b>	<b>5,833</b>			

# A Review of 2019 Cruise Ship Presence in Skagway, Alaska

Skagway	2019 SE ALASKA CRUISE SHIP SEASON										SCENARIO: MODERATE				
	Cruise Ships	Passengers					Crew								
Ship	In-port Hours	Aboard Estimate	Aboard Hours	Ashore Estimate	Ashore Hours	Aboard Crew	Ashore Hours	Aboard Hours	Ashore Estimate	Ashore Hours					
9/6/2019	SKG														
	NORWEGIAN JEWEL	10.00	2,627	26,270	2,364	18,912	1100	11,000	275	1,650					
	CARNIVAL LEGEND	14.00	2,336	32,704	2,102	25,224	961	13,454	240	2,400					
	CRYSTAL SYMPHONY	11.00	994	10,934	895	8,055	530	5,830	133	931					
	BARANOF DREAM	6.00	41	246	37	148	19	114	5	10					
	<b>SUBTOTAL</b>	<b>41.00</b>	<b>5,998</b>	<b>70,154</b>	<b>5,398</b>	<b>52,339</b>	<b>2,610</b>	<b>30,398</b>	<b>653</b>	<b>4,991</b>					
9/7/2019	SKG														
	GRAND PRINCESS	14.25	2,862	40,784	2,576	30,912	1150	16,388	288	2,880					
	ISLAND PRINCESS	13.50	2,435	32,873	2,192	26,304	900	12,150	225	2,250					
	VOLENDAM	14.00	1,575	22,050	1,418	17,016	647	9,058	162	1,620					
	<b>SUBTOTAL</b>	<b>41.75</b>	<b>6,872</b>	<b>95,707</b>	<b>6,186</b>	<b>74,232</b>	<b>2,697</b>	<b>37,596</b>	<b>675</b>	<b>6,750</b>					
9/8/2019	SKG														
	AMERICAN CONSTELLATION	19.00	193	3,667	174	2,958	43	817	11	165					
	CORAL PRINCESS	14.00	2,200	30,800	1,980	23,760	895	12,530	224	2,240					
	SEVEN SEAS MARINER	10.00	779	7,790	701	5,608	440	4,400	110	660					
	BARANOF DREAM	7.50	41	308	37	222	19	143	5	20					
	<b>SUBTOTAL</b>	<b>50.50</b>	<b>3,213</b>	<b>42,565</b>	<b>2,892</b>	<b>32,548</b>	<b>1,397</b>	<b>17,890</b>	<b>350</b>	<b>3,085</b>					
9/9/2019	SKG														
	AMERICAN CONSTELLATION	5.00	193	965	174	522	43	215	11	11					





A Review of 2019 Cruise Ship Presence in Skagway, Alaska

Skagway	2019 SE ALASKA CRUISE SHIP SEASON				SCENARIO: MODERATE				
	Cruise Ships	Passengers		Crew		Passengers		Crew	
Ship	In-port Hours	Aboard Estimate	Aboard Hours	Ashore Estimate	Ashore Hours	Aboard Crew	Ashore Hours	Aboard Hours	Ashore Hours
9/13/2019	SKG								
	CARNIVAL LEGEND	14.00	2,336	32,704	2,102	25,224	961	13,454	2,400
	CRYSTAL SYMPHONY	11.00	994	10,934	895	8,055	530	5,830	931
	NORWEGIAN JEWEL	12.00	2,627	31,524	2,364	23,640	1100	13,200	2,200
	<b>SUBTOTAL</b>	<b>37.00</b>	<b>5,957</b>	<b>75,162</b>	<b>5,361</b>	<b>56,919</b>	<b>2,591</b>	<b>32,484</b>	<b>5,531</b>
9/14/2019	SKG								
	CORAL PRINCESS	13.50	2,200	29,700	1,980	23,760	895	12,083	2,240
	VOLENDAM	14.00	1,575	22,050	1,418	17,016	647	9,058	1,620
	<b>SUBTOTAL</b>	<b>27.50</b>	<b>3,775</b>	<b>51,750</b>	<b>3,398</b>	<b>40,776</b>	<b>1,542</b>	<b>21,141</b>	<b>3,860</b>
9/15/2019	SKG								
	SEVEN SEAS MARINER	7.00	779	5,453	701	3,505	440	3,080	330
	<b>SUBTOTAL</b>	<b>7.00</b>	<b>779</b>	<b>5,453</b>	<b>701</b>	<b>3,505</b>	<b>440</b>	<b>3,080</b>	<b>330</b>
9/16/2019	SKG								
	OVATION OF THE SEAS	13.50	4,578	61,803	4,120	49,440	1300	17,550	3,250
	<b>SUBTOTAL</b>	<b>13.50</b>	<b>4,578</b>	<b>61,803</b>	<b>4,120</b>	<b>49,440</b>	<b>1,300</b>	<b>17,550</b>	<b>3,250</b>
9/17/2019	SKG								
	GOLDEN PRINCESS	14.50	2,895	41,978	2,606	33,878	1100	15,950	3,025
	RUBY PRINCESS	13.25	3,366	44,600	3,029	33,319	1200	15,900	2,700
	NIEUW AMSTERDAM	14.00	2,317	32,438	2,085	25,020	929	13,006	2,320

A Review of 2019 Cruise Ship Presence in Skagway, Alaska

Skagway	2019 SE ALASKA CRUISE SHIP SEASON				SCENARIO: MODERATE				
	Cruise Ships	Passengers		Crew		Passengers		Crew	
Ship	In-port Hours	Aboard Estimate	Aboard Hours	Ashore Estimate	Ashore Hours	Aboard Crew	Aboard Hours	Ashore Estimate	Ashore Hours
SUBTOTAL	41.75	8,578	119,016	7,720	92,217	3,229	44,856	807	8,045
9/18/2019	SKG								
NORWEGIAN JOY	10.00	4,182	41,820	3,764	30,112	1821	18,210	455	2,730
NORWEGIAN BLISS	13.25	4,404	58,353	3,964	43,604	1716	22,737	429	3,861
NOORDAM	14.00	2,169	30,366	1,952	23,424	820	11,480	205	2,050
SUBTOTAL	37.25	10,755	130,539	9,680	97,140	4,357	52,427	1,089	8,641
9/19/2019	SKG								
STAR PRINCESS	10.50	2,856	29,988	2,570	23,130	1100	11,550	275	1,925
SUBTOTAL	10.50	2,856	29,988	2,570	23,130	1,100	11,550	275	1,925
9/20/2019	SKG								
NORWEGIAN JEWEL	10.00	2,627	26,270	2,364	18,912	1100	11,000	275	1,650
SUBTOTAL	10.00	2,627	26,270	2,364	18,912	1,100	11,000	275	1,650
9/21/2019	SKG								
CORAL PRINCESS	13.50	2,200	29,700	1,980	23,760	895	12,083	224	2,240
VOLENDAM	14.00	1,575	22,050	1,418	17,016	647	9,058	162	1,620
SUBTOTAL	27.50	3,775	51,750	3,398	40,776	1,542	21,141	386	3,860
9/22/2019	SKG								
CARNIVAL LEGEND	13.00	2,336	30,368	2,102	23,122	961	12,493	240	2,160

A Review of 2019 Cruise Ship Presence in Skagway, Alaska

Skagway	2019 SE ALASKA CRUISE SHIP SEASON				SCENARIO: MODERATE				
	Cruise Ships	Passengers		Crew		Passengers		Crew	
Ship	In-port Hours	Aboard Estimate	Aboard Hours	Ashore Estimate	Ashore Hours	Aboard Crew	Aboard Hours	Ashore Estimate	Ashore Hours
SUBTOTAL	13.00	2,336	30,368	2,102	23,122	961	12,493	240	2,160
9/23/2019	SKG								
ROYAL PRINCESS	13.50	3,916	52,866	3,524	42,288	1350	18,225	338	3,380
SUBTOTAL	13.50	3,916	52,866	3,524	42,288	1,350	18,225	338	3,380
9/24/2019	SKG								
NORWEGIAN JOY	13.25	4,182	55,412	3,764	41,404	1821	24,128	455	4,095
NIEUW AMSTERDAM	14.00	2,317	32,438	2,085	25,020	929	13,006	232	2,320
SUBTOTAL	27.25	6,499	87,850	5,849	66,424	2,750	37,134	687	6,415
9/25/2019	SKG								
NORWEGIAN BLISS	13.25	4,404	58,353	3,964	43,604	1716	22,737	429	3,861
WESTERDAM	14.00	2,165	30,310	1,949	23,388	817	11,438	204	2,040
NOORDAM	14.00	2,169	30,366	1,952	23,424	820	11,480	205	2,050
SUBTOTAL	41.25	8,738	119,029	7,865	90,416	3,353	45,655	838	7,951
9/26/2019	SKG								
NORWEGIAN JEWEL	13.25	2,627	34,808	2,364	26,004	1100	14,575	275	2,475
SUBTOTAL	13.25	2,627	34,808	2,364	26,004	1,100	14,575	275	2,475
10/1/2019	SKG								
NORWEGIAN JOY	13.25	4,182	55,412	3,764	41,404	1821	24,128	455	4,095

A Review of 2019 Cruise Ship Presence in Skagway, Alaska

Skagway	2019 SE ALASKA CRUISE SHIP SEASON						SCENARIO: MODERATE			
	Cruise Ships	Passengers			Crew					
Ship	In-port Hours	Aboard Estimate	Aboard Hours	Ashore Estimate	Ashore Hours	Aboard Crew	Aboard Hours	Ashore Estimate	Ashore Hours	
SUBTOTAL	13.25	4,182	55,412	3,764	41,404	1,821	24,128	455	4,095	
10/3/2019										
NORWEGIAN JEWEL	13.25	2,627	34,808	2,364	26,004	1,100	14,575	275	2,475	
SUBTOTAL	13.25	2,627	34,808	2,364	26,004	1,100	14,575	275	2,475	
GRAND TOTAL	5,604.75	1,066,875	13,626,469	960,216	10,446,656	412,673	5,234,570	103,198	906,595	

## Appendix 12

*Scenario: Low*







A Review of 2019 Cruise Ship Presence in Skagway, Alaska

! G@D @H	-./0! # %&'@! 1 %&^ &2! # ' 3'4' # %&^ ( \$	! " # \$ %&' ( ) * + ,
EEEEEEEEEE" ; &C! 5@ > *EEEEEEEEEE	EEEEEEEEEE4 @ > C8FC; *EEEEEEEEEE	EEEEEEEEEEEEEE" ; CD EEEEEEEEEEEEEEE
! 5@	%? : @A %&5; ; C %&5; ; C	%? : @A %&5; ; C %&5; ; C
3 : = ; >	# > @B @C	3 : = ; > # > @B @C
! " # \$ %&	' + . . - 4 * 0 ' + - / ' / + / * 0 * ' ' 4 0 * ' / (	' 4 - /
! 2QR( R%#	KUM K N L Q MUMK I QJ KN	- IN N - OIQ I MPN I L C
12 - 2 * , 345		
6# ! 7% @ 9 ; 5 ; ! \$	' + ( . - 4 ' . ' 4 * 1 ' / + ( 1	' . 4 < , . ' 4 <
! 2QR( R%#	- L - P - NIK - / LQ N / M - PN	/ - IPQI / O - / IM K
12 02 * , 345		
79% ! \$ = # 7 6 ; 33	' + ( . , - 00 , ' 40 . ' 0@ . *	' . + 1 * ' 0 * ' 4 . *
8 " 9 ; ! \$ %&	' 4 < . * # ( 0 ' + ' - ' . + - *	/ ( - , # 10 ' . , ' + / '
! 2QR( R%#	- NM I KPK P OIQ N I L 00 I . IQO .	/ MPN - / L . C I . 0 - INQ
12 * 2 * , 345		
6 " # @ = # 7 6 ; 33	' 4 * * . - 4 * * ' + * * ' - 4 * * *	0 . 1 ' . 4 0 < ' - , ' 4 ' ' *
> # % " ? \$ # ; %&	< < . / < ' . ( ' . (	( ' 1 . ( ' .
! 2QR( R%#	- / JM - L IN - N - OK / IN / / N - P	O / P / - L IN / OI / IK - I
12 * 2 * , 345		
& 79 ; ! ! 7@	' + 10 . , + < < ' 4 < ( ' 0 < ( *	' , - ' < 4 / * ' , , ' + , ' *
" 8% A 7 ! : " ? . AB ; 3 ; %&	' < 1 * ( + / . 1 / + 0 - < 4 < 0	' < * * ' - 4 1 * . / * . 4 ( * *
3 ; 8 ; ! : 3 ; % @ . & # 7 ; #	' ) * * - 0 / < . . / * . < 4 * *	(( * < + / * 00 < 1 .
! 2QR( R%#	I KI . NL - C O / LK - MONP MKN .	- IN N I PION MPN PPO
		(













# A Review of 2019 Cruise Ship Presence in Skagway, Alaska

! G@D @H	- ./0* # %/ + %/ d 1 %' & 2 ! # * 3 ' 4 * # %/ d ( \$	! " # \$ % & ' ( ) * + ( \$
#####;=6-C! 5@>#####	#####4 @>@8FC;>#####	#####;CD#####
! 5@	%?: @A %?; @A %>5;C %>5;C	%?: @A %>5;C %>5;C
3: =i>	#>@B @C 3: =i>	" ;OD 3: =i>
! 2QR( R%#	/ . IJNC / N I Q 0 0 L I / O I O P P	I M I N I O N I M O O N
' ( )		
* + , - . / 0 * 2 3 4 ' ' < 1 . 4 2 2 E <	8 9 % 7 # 8 \$ % 9 8 5 \$ 7 8 9 % 8 5 \$ %	# 8 7 % 8 8 \$ : 7 # 8 % 8 8 ; 8
2 * > 4 ) 1 2 / ? . 1 ' >	5 9 % 6 7 8 9 % 8 5 \$ %	# 8 5 \$ 8 ; 8 5 8 ; 8 5 8
! 2QR( R%#	0 1 P - - / - N L 0 1 Q E W U P J L O U	N L W U I / E Q O - M E N
' ( )		
' @ * / 0 * 2 3 4 ' ' 2 + * + A - <	# % @ \$ 7 8 9 % 8 5 \$ % 9 8 5 \$ %	## 9 8 8 \$ % 5 \$ % 5 \$ %
A 1 2 4 , / > + 2 A 4 * ? - * - 2 + B / A * 4 - <	# 9 7 5 \$ # 8 5 \$ 7 8 ; \$ 8 1 8 # 8 5 \$ %	## 9 8 ; # 8 5 \$ % 8 5 ; # 9 8 ; # 8
! 2QR( R%#	M J I 0 P L P O D I I N I N U I L N	J N I P P I P P N L . . .
' ( )		
2 * > 4 ) 1 2 / O 4 > 4 . D = 4 4 2 / 4 . 1 E - ? 4 @	\$ 8 : : \$ 9 % ; \$ 9 # 8 1 8 5 \$ %	## 9 8 8 \$ % 9 8 8 \$ % 8 5 \$ %
3 - * 2 Y C - . / . 4 ) 4 2 A	\$ 9 \$ 5 \$ 8 8 1 8 5 \$ %	# 8 5 \$ % 8 5 \$ % 8 5 \$ %
! 2QR( R%#	M L O D Q I M P I I M . N M L / I	J M L I N I O - N E M C
' ( )		
1 . - 2 A / 0 * 2 3 4 ' ' >	\$ 8 # 5 \$ 8 8 ; & # 9 : \$ %	# 8 5 \$ % 8 5 \$ % 8 5 \$ %
' ( )		



A Review of 2019 Cruise Ship Presence in Skagway, Alaska

! G@D @H	- ./0! # %/ot%#d 1 %e" &2! # # 3'4 # # %/d ( \$	! " # \$ % &' ( ) * + ( ,
EEEEEEEEEE" ; &C! 5@ > *EEEEEEEEEE	EEEEEEEEEE*4 @ > C8FC; > *EEEEEEEEEE	EEEEEEEEEEEEEE" ; CD EEEEEEEEEEEEEEE
! 5@	%? : @A %? : @A %>5; C %>5; C	%? : @A %>5; C %>5; C
3 : = ; >	# > @B @C 3 : = ; >	" ; CD 3 : = ; > # > @B @C 3 : = ; >
! " # \$ % &' ( ) * + , / , - , * , / - / 1	) / - 1	2 * 1 3 , 4 0 / 3 ) - 2
29 25 , ) 3	678	
9 " : ' # < : % @ \$ % 66	/ , , , / 0 , , , ) - 1 , , ) 1 , , , 034	) / - 4 , ) 13 ) - 2 )
6 \$ ! \$ % 6 \$ 6 ; ( ' : % \$ :	1 , 0 1 - 0 2 / - 2 /	** , * * , , 00 ** ,
! 2 QR ( R % / #	- M . P L K W P . - M L - - M W -	/ M L K / M L - - N - M K
29 15 , ) 3	678	
( # \$ % % & (	) - 4 0 / 3 - ) - 0 * ) 0 - * , 331	) . * 2 , ) 33 ) - 13
" ! ' ? = % " @ ? A \$ , 6 \$ ' 6	* - ) 2 / 4 2 - ) 0 1 . 4 . 0 . 4 - 0 ,	) 1 - 4 4 , / 2 , / - * ,
! 2 QR ( R % / #	N L - P K W - . K W L - .	L / M / . C K O C M L /
29 05 , ) 3	678	
: " B' # < : % @ \$ % 66	. 4 2 , 4 . * , , . , / 2 . . - / 0 2	) . 4 , / , - / 4 , / 1 , / - 1 ,
6 " # 6 ? @ \$	) 4 , / - 0 4 , . ) - 4 , / * / .	) 2 - 3 2 ) , , , , ) , , , , / , , ) - / , ,
: > C B ; < : % @ \$ % 66	. 4 4 . , 2 , * , - 4 * 4 / - 2 ,	/ . * , 3 / , , ) 4 - 3 , / * , ) - 3 / ,
% \$ > D ; ( 6 ? \$ : &' (	) * 4 , / - ) 2 / 3 * 0 * ) - 1 3 ,	) 1 - 3 , 3 / 3 ) . , 2 ) 0 2 ) - 2 1 *
! 2 QR ( R % / #	K L J K / / M L N / K M I 0	O M Q 0 N M K N P O N I M O C
29 35 , ) 3	678	
8 " # & \$ % < : % @ \$ % 66	/ - 2 / . 3 * 0 , / - / 1 / * - 2 , 1	) , , ) 2 - 4 , / , , / - / , ,
: ' & = % @ \$ , " @ ? A \$ , 6 \$ ' 6	/ - ) / / / , - ) 4 3 ) - 0 , *	) , - 0 / * 0 4 0 0 - 4 ) / 0 2 ,
		) /



# A Review of 2019 Cruise Ship Presence in Skagway, Alaska

! G@D @H	- / 0 # % / d 1 % e m & 2 ! # # 3 ' 4 # # % / d ( \$	! " # \$ % & ' ( ) * + ,
EEEEEEEEEE" ; & C ! 5 @ > * EEEEEEEEEEE	EEEEEEEEEE4 @ > O8FC ; > * EEEEEEEEEEE	EEEEEEEEEEEEEE" ; O EEEEEEEEEEEEEEE
! 5 @	% ? : @ A % > 5 ; C % > 5 ; C	% ? : @ A % > 5 ; C % > 5 ; C
3 : = ; >	# > @ B @ C 3 : = ; >	# > @ B @ C 3 : = ; >
I 2 P Q @ % e t	L M N - N M N C - M / I - 0 M I . / M N - - / M N V -	L C - M I -
! " # \$ % & ' ( ) * + ,		
+ , - . / 0 + 1 2 3 1 ( 4 - 5 5 + 4 / 3 1	& ; @ % & 7 8 \$ \$ % 8 & ' # \$ % 8	; & 7 ' & # !
/ ( 5 + 1 < 2 - / 1 0 - ( (	# & % & \$ % % \$ & 8 9 ; # % % 7 % # ' %	\$ % 9 % & & % & 9 %
( - > - 1 2 - + ( 2 + . / 1 - .	; @ % 7 % 8 9 ! : ; % 9 %	; ; # ! : ; ;
. - * + 4 4 +	& % @ % ! ; ; 1 9 ; % 8 ' \$ % 8 ;	\$ 7 % \$ 7 %
I 2 P Q @ % e t	K J K L M O K N O M I - L M - R - O D . L / M I K - / M I . L W	- M R
! " # \$ % & ' ( ) * + ,		
+ , - . / 0 + 1 2 3 1 ( 4 - 5 5 + 4 / 3 1	8 @ % & 7 8 ; 7 8 & ' & ;	' & 8 8 ' & %
? @ - 1 2 5 / A + B - 4 C	& \$ @ % # 9 / 7 # 7 9 % & 8 9 ; 8	& 8 9 % & 8 9 ; %
3 > + 4 / 3 1 2 D 2 C - 2 - + (	& \$ @ % : @ # 8 9 ; 7 \$ 9 \$ ; %	# 1 % # \$ % ; %
. + < / + 1 0 - 2 3 D 2 C - 2 - + (	& \$ @ % # 8 # # # ; 9 : 7 8 9 %	& 7 # & 8 ; ;
I 2 P Q @ % e t	N K . O M L R / / - M / . I M K R R O M I K N L M . / N M N C	R - / M I L - C
! " # \$ % & ' ( ) * + ,		
* 3 5 < - 1 2 - / 1 0 - ( (	8 8 @ % # 9 \$ # \$ ; % ; % # 9 \$ 7	& 9 % # # % # 9 %
( 3 5 ( 4 / 0 -	& 8 @ % # 9 8 % \$ 8 % 8 % # 9 \$ 8 9 ! &	# % 8 8 9 % 8 9 %
. @ B E 2 - / 1 0 - ( (	& \$ @ % \$ 9 % % : @ 8 8 9 % # 9 %	# . % 8 9 # %
1 / - @ F 2 , ( 4 - . < + ,	& @ % # 8 % # 9 ; ; 8 9 %	& ! & 9 7 ;
I 2 P Q @ % e t	K L J K / . M N C / N M O K O M I K O M I I N M - 0 K M L R	O M R F M O N
! " # \$ % & ' ( ) * + ,		
		&







# A Review of 2019 Cruise Ship Presence in Skagway, Alaska

! G@D@H	- / 0 1 # % / @ / d 1 % 6 m	& 2 ' ! # ' 3 ' 4 ' # % / d ( \$	! " # \$ % & ' ( ) * + ,
#####;=6-C! 5@>#####	#####	#####	#####
! 5@	%?: @A	%?: @A	%?: @A
#####	#>@B@C	#>@B@C	#>@B@C
! 2 QR( R%#	M0 . J	0 . JN - J	OMP -
	I JKL		LMNOL
			PNOP
			Q R S T U V W X Y Z
! "#\$%&	( ) *		
+ , - . / 0 1 - 2 3 + 4 ( (	8567%	\$1.88%	88%
: , / 4 3 ; , . <	&=8@%	\$%&#%9	88&!
! 2 QR( R%#	-M&L	I MN I J	- N / N
			- ONM
! "#\$%&	( ) *		
2 / . 3 ; 0 1 - 2 3 + 4 ( (	8=67%	\$582%	889\$
( 4 : 4 3 ( 4 . ( 0 . - 2 4 -	898@%	! 8@%	#%\$
( 2 : 4 - 0 > ( 4	' 8@%	7' #	78#%
! 2 QR( R%#	PHL	I I N I N	- N O /
			- O N I 0
! " \$ % &	( ) *		
. ? . < . . 0 @ > 4 ( A	898@%	! 88%	#%#
: , : A 2 3 0 B 0 C 4 Q 4 . (	8567%	=88#\$	7#88!
- ; 2 3 + 4 0 B 0 C 4 Q 4 . (	8567%	\$88\$	\$98#%
. < 4 - 2 . 3 0 + , 3 ( A 4 / / . A 2 3	' 8@%	8&7	8&7 7
! 2 QR( R%#	I O K .	OPN L 0	ON O L
			LMNUO
! "#\$%&	( ) *		
* , / ; 4 3 0 1 - 2 3 + 4 ( (	878@%	\$85\$	5' 8-9%
( , / ( A 2 - 4	888@%	\$87%	5857%
			\$8-\$5
			888 #8
			\$857%
			\$85!
			\$8#5\$
			\$8-\$5
			\$88%
			\$857%
			\$8-\$5
			\$88 #8
			\$857%
			\$85!
			\$8#5\$
			\$8-\$5
			\$88%
			\$857%
			\$8-\$5
			\$88 #8
			\$857%
			\$85!
			\$8#5\$
			\$8-\$5
			\$88%
			\$857%
			\$8-\$5
			\$88 #8
			\$857%
			\$85!
			\$8#5\$
			\$8-\$5
			\$88%
			\$857%
			\$8-\$5
			\$88 #8
			\$857%
			\$85!
			\$8#5\$
			\$8-\$5
			\$88%
			\$857%
			\$8-\$5
			\$88 #8
			\$857%
			\$85!
			\$8#5\$
			\$8-\$5
			\$88%
			\$857%
			\$8-\$5
			\$88 #8
			\$857%
			\$85!
			\$8#5\$
			\$8-\$5
			\$88%
			\$857%
			\$8-\$5
			\$88 #8
			\$857%
			\$85!
			\$8#5\$
			\$8-\$5
			\$88%
			\$857%
			\$8-\$5
			\$88 #8
			\$857%
			\$85!
			\$8#5\$
			\$8-\$5
			\$88%
			\$857%
			\$8-\$5
			\$88 #8
			\$857%
			\$85!
			\$8#5\$
			\$8-\$5
			\$88%
			\$857%
			\$8-\$5
			\$88 #8
			\$857%
			\$85!
			\$8#5\$
			\$8-\$5
			\$88%
			\$857%
			\$8-\$5
			\$88 #8
			\$857%
			\$85!
			\$8#5\$
			\$8-\$5
			\$88%
			\$857%
			\$8-\$5
			\$88 #8
			\$857%
			\$85!
			\$8#5\$
			\$8-\$5
			\$88%
			\$857%
			\$8-\$5
			\$88 #8
			\$857%
			\$85!
			\$8#5\$
			\$8-\$5
			\$88%
			\$857%
			\$8-\$5
			\$88 #8
			\$857%
			\$85!
			\$8#5\$
			\$8-\$5
			\$88%
			\$857%
			\$8-\$5
			\$88 #8
			\$857%
			\$85!
			\$8#5\$
			\$8-\$5
			\$88%
			\$857%
			\$8-\$5
			\$88 #8
			\$857%
			\$85!
			\$8#5\$
			\$8-\$5
			\$88%
			\$857%
			\$8-\$5
			\$88 #8
			\$857%
			\$85!
			\$8#5\$
			\$8-\$5
			\$88%
			\$857%
			\$8-\$5
			\$88 #8
			\$857%
			\$85!
			\$8#5\$
			\$8-\$5
			\$88%
			\$857%
			\$8-\$5
			\$88 #8
			\$857%
			\$85!
			\$8#5\$
			\$8-\$5
			\$88%
			\$857%
			\$8-\$5
			\$88 #8
			\$857%
			\$85!
			\$8#5\$
			\$8-\$5
			\$88%
			\$857%
			\$8-\$5
			\$88 #8
			\$857%
			\$85!
			\$8#5\$
			\$8-\$5
			\$88%
			\$857%
			\$8-\$5
			\$88 #8
			\$857%
			\$85!
			\$8#5\$
			\$8-\$5
			\$88%
			\$857%
			\$8-\$5
			\$88 #8
			\$857%
			\$85!
			\$8#5\$
			\$8-\$5
			\$88%
			\$857%
			\$8-\$5
			\$88 #8
			\$857%
			\$85!
			\$8#5\$
			\$8-\$5
			\$88%
			\$857%
			\$8-\$5
			\$88 #8
			\$857%
			\$85!
			\$8#5\$
			\$8-\$5
			\$88%
			\$857%
			\$8-\$5
			\$88 #8
			\$857%
			\$85!
			\$8#5\$
			\$8-\$5
			\$88%
			\$857%
			\$8-\$5
			\$88 #8
			\$857%
			\$85!
			\$8#5\$
			\$8-\$5
			\$88%
			\$857%
			\$8-\$5
			\$88 #8
			\$857%
			\$85!
			\$8#5\$
			\$8-\$5
			\$88%
			\$857%
			\$8-\$5
			\$88 #8
			\$857%
			\$85!
			\$8#5\$
			\$8-\$5
			\$88%
			\$857%
			\$8-\$5
			\$88 #8
			\$857%
			\$85!
			\$8#5\$
			\$8-\$5
			\$88%
			\$857%
			\$8-\$5
			\$88 #8
			\$857%
			\$85!
			\$8#5\$
			\$8-\$5
			\$88%
			\$857%
			\$8-\$5
			\$88 #8
			\$857%
			\$85!
			\$8#5\$
			\$8-\$5
			\$88%
			\$857%
			\$8-\$5
			\$88 #8
			\$857%
			\$85!
			\$8#5\$
			\$8-\$5
			\$88%
			\$857%
			\$8-\$5
			\$88 #8
			\$857%
			\$85!
			\$8#5\$
			\$8-\$5
			\$88%
			\$857%
			\$8-\$5
			\$88 #8
			\$857%
			\$85!
			\$8#5\$
			\$8-\$5
			\$88%
			\$857%
			\$8-\$5
			\$88 #8
			\$857%
			\$85!
			\$8#5\$
			\$8-\$5
			\$88%
			\$857%
			\$8-\$5
			\$88 #8
			\$857%
			\$85!
			\$8#5\$
			\$8-\$5
			\$88%
			\$857%
			\$8-\$5
			\$88 #8
			\$857%
			\$85!
			\$8#5\$
			\$8-\$5
			\$88%
			\$857%
			\$8-\$5
			\$88 #8
			\$857%
			\$85!
			\$8#5\$
			\$8-\$5
			\$88%
			\$857%
			\$8-\$5
			\$88 #8
			\$857%
			\$85!
			\$8#5\$
			\$8-\$5
			\$88%
			\$857%
			\$8-\$5
			\$88 #8
			\$857%
			\$85!
			\$8#5\$
			\$8-\$5
			\$88%
			\$857%
			\$8-\$5
			\$88 #8
			\$857%
			\$85!
			\$8#5\$
			\$8-\$5
			\$88%
			\$857%
			\$8-\$5
			\$88 #8
			\$857%
			\$85!
			\$8#5\$
			\$8-\$5

A Review of 2019 Cruise Ship Presence in Skagway, Alaska

! G@D @H	- ./0! # %/ot%#d 1 %om &2! # ! 3'4! # %/d ( \$	! " # \$ % &' ( ) * + ( ,
EEEEEEEEEE" ; &C! 5@ > *EEEEEEEEEE	EEEEEEEEEE4 @ > O8FC; *EEEEEEEEEE	EEEEEEEEEEEEEEEE" ; OEEEEEEEEEEEEEEEE
! 5@	%?: @A %?; < #> @B @C 3: =; >	%?: @A %?; < #> @B @C 3: =; >
! " # \$ %! ' ( ) * + +	- 232 42040 / 132, / - 1425 / 22	0 622 / 42 , 6/2
( " * 6 %8 +9*! : 78	/ 1 23 / 514; 4 , 152 , < 622	5/5 , - 223 , ; 3 , 13<4
! 2QR( R%ot	/ . WNC / N LCI 0 0L I /	N - 0 I MN N ONV MOON
<= / # 2, 5	+>?	
! @S7A%!( ' ) * + +	, 402 - 1032 0, 13/2 - 12/3 - - 1; 3	, - 02 , 50<0 / <2 / k22
8'AA' ( ( " " 8	5.22 / 1 0; , 514/ / , 1- 4	51 <2 55< ; 6<- , 55 <53
) ! \$ +97A%\$8 &B@(\$	5.02 524 ; 10; ; <3;	432; 0- 2 012- 0 , 23 0- 2
( @ 6 * ? ' 7 ( %A++	, - / 0 4224 0- 120- - 142-	- 213/ < , <- 3 // k- < - 4- / k44
! 2QR( R%ot	NKI / . WFN / J- LNDJ 0L J/	PNND/ N L UJ I M L J- 0/ C MPP.
<= / # 2, 5	+>?	
+97! %!( ' ) * + +	, 222 / 1053 / 0 632 / 1 2<	, - 1 4/ , , 22 , , 222 // 2 , 1 22
( @ @ : 78	, 422 , 6</ , 51- 32; / < 132;	, 14; 2 , 34 , 14<3
C> ( ? % @ ' @	, 222 5- 2 51- 22 < 5,	4 k43 430 4302 5- 430
# 7! 7 ( @D% ! * 78	; 22 - < / 53 - , / 4	, 0/ , 4 , /
! 2QR( R%ot	N K. I L J I M L M N NP. I JNOP-	- IN N - PE O ND J L I J
<= / # 2, 5	+>?	
( @ 6 * ? ' 7 ( % 6 * A	, 222 / 1; ; / - 1; 2 / 12- 2	, , 22 , , 222 // 2 , 1 22
) 7! ( ' C7A% * ? ( :	, 422 / 1 4 / 51k- 3 , 1 20	; 202 53, - 1404 , 5/ , k/ ;
78 +9*! : 78	5.22 , 1; 2 , / 14/ 2 , 1 <-	01 30 34< 01 / - , 5 0, 3
		, 5



A Review of 2019 Cruise Ship Presence in Skagway, Alaska

! G@D @H	-./0! # %&'@/d 1 %&^m &2! # ' 3'4' # %/d ( \$	! " # \$ %&' ( ) * + ,
EEEEEEEEEE^m ;=6-C! 5@>*EEEEEEEEEE	EEEEEEEEEE^4 @>@8FC;>*EEEEEEEEEE	EEEEEEEEEEEEEE^m ;@EEEEEEEEEEEEEE
! 5@	%?: @A %>5;C %>5;C	%?: @A %>5;C %>5;C
! 2QR( R%#	KL.N IN.OK KL.N	I.L.OC K@/ I.L.PP
! "# %&#	( ) *	
4, . - / 0 2 + 3 4 ( (	%?#8 %?9%& #?9%&	' && #?#6& #9& #7. %&
; < , 4, / - =	#8\$% #7\$% #7\$! #7\$! &	' 7&9 #% #7: #
! 2QR( R%#	I INP P.OI C I.L.OO I.IDO. /IKPC	- /L.N I.O -IOM
! "# %&#	( ) *	
- = 42-6- . @ < . ( > 4, , - > < .	#' 5& #16 \$?%6 #8' %?%6	8\$ 9#1 ' %&
3 < 2 - , 0 2 + 3 4 ( (	%&& %?%& #7&& #7&&	9'6 #?%6\$& #1' #7' ##
3 2 ? ( > , 0 ? = 1 @ < . ?	' 8& ' 7&& 1: 9 87. 89 6\$& 6\$&	#& 6\$& #& 6\$&
! 2QR( R%#	P.I.J. I.L.OO P.I.LNK -I.V.C -I.MFI /IPNV /MINPC	-O.P -L.NC
! "# %&#	( ) *	
- = 42-6- . @ < . ( > 4, , - > < .	#16 #16 916 #8' #8' #8' 8\$	%#6 ' &
= + , 4, . + =	%#69 %?%\$ #?%\$ #?%\$	' ' #?%\$ & #1' #7' #
< ; - > < . @ < B @ 4 ( 4 - (	8# : % 6: 7#9! \$?%9& \$?%9&	#?%\$ #?%\$ %& %& 8#&
( + ; 4 2 @ - A ( 4	' 5& 6: 67: % 6& \$?%8% 8&9	\$?%: 9% 8#& PIK@/
! 2QR( R%#	P.I.J. Q.L.O/ O/LMK NL-N KND// -L.PV I.KL./	KK PIK@/
! "# %&#	( ) *	
2 < ? - , 0 2 + 3 4 ( (	\$?% \$?% 6\$?%& \$?% \$?%?	%& %?%& %& %&
( < , ( > 6 4	#?%& %?%& \$?%?%& %?%\$ #?%\$	#?%& #?%& %& #?%&
		%&

A Review of 2019 Cruise Ship Presence in Skagway, Alaska

! G@D @H	- ./0# # % / # 1 % & 2 ! # # 3 ' 4 # # % / ( \$	! " # \$ % & ' ( ) * + ,
EEEEEEEEEE" ; 6-C! 5@ > *EEEEEEEEEE	EEEEEEEEEE4 @ > C8FC ; > *EEEEEEEEEE	EEEEEEEEEEEEEE" ; CD EEEEEEEEEEEEEEE
! 5@	%? : @A %? : @A %>5 ; C %>5 ; C	%? : @A %? : @A %>5 ; C %>5 ; C
'89 : ; <	# > @B @C 3 : = ; >	# > @B @C 3 : = ; >
! " # \$ % ! ' ( ) * + +	- 232 42040 / 132, / - 1425 / 22	0622 / 42 / 2
( " " 6 % 8 + 9 * ! : 78	/ 123 / 54 ; 4 / 52 , < 522 / 5	- 223 / 3 / 3 < 4
! 2QR( R%ot	//IMN //IMND OIPQ O/ILIN OOMD N/ILIN PON	MOOC
<= ; # 2, 5	+>?	
? @A * ( % ! ' ( ) * + +	/ 3- / - 54 ; 2 / 1- < / 432 <	, 22 / 2 / 2
! 7 : ' ( ) * % B % C * % 7 +	5.02 / 1 / / / 21.05 / 24 / 2 / 4	0 ; / 10, / < / 32
( @ 6 * ? 7 ( % @ \$	- 1 2 / - 1 2 / 2 - 1 - /	51 5 / / 1, / 1, 2 - 34 / 1 2
( @ 6 * ? 7 ( % A + +	4224 0- 20- - 142- - 23 / <	, < , 3 // k- < - 4- / k44
! 2QR( R%ot	/ - ILN / I. IM - / . IMN PIOC .	ILOI NILOP / L00 MN-C
<= ; # 2, 5	+>?	
+97! %! ' ( ) * + +	/ 053 / 0632 / 12 <	, 22 / 22 / 2
6 * + 9 * ! : 78	, 53 / < 100 /	, 3 < - 14 ; - 3- / 43 <
+ * E * ( % * 7 + % 7 ! ' ( * !	< 2 ; < 2 ; 2 32 /	442 4422 / ; ; 442
! 2QR( R%ot	JOK. IEM NULO- OCP- JJULPC -LJIN -NRJP OM	JL. N
<= ; # 2, 5	+>?	
? ! 7 ( : % ! ' ( ) * + +	/ 32 / - 01 / < / 1, /	, 02 / 0 / 0 / - 2 / 2 < 2
) 7 ! ( ' E7 A % * ? ( :	4, 22 / 1 / 4 / 5 k- 3 / 20 /	53, - 1404 / 5 / / k / ;
( @ 6 * ? 7 ( % 6 * A	/ 22 / 1 ; ; / ; 303 / 2- 2	, 31 42 / 22 / - 1 22 / 2 / 2
! 2QR( R%ot	JOK. ML/C OJUL/O NLOV INOY .	JL // O- LMD NO- I LJJP
		/,



! G@D @H	- ./0! # %/ %/ d 1 %/ %/ & 2 ! # ' 3 ' 4 ' # / d ( \$	! " # \$ % & ' ( ) * + ,
EEEEEEEEEE " ; & C ! 5 @ > * EEEEEEEEEEE	EEEEEEEEEE 4 @ > O 8 F C ; > * EEEEEEEEEEE	EEEEEEEEEEEEEEEE " ; O EEEEEEEEEEEEEEEEE
! 5 @	% ? : @ A % > 5 ; ; C % > 5 ; ; C	% > 5 ; ; C % > 5 ; ; C
! " # ! \$ % '	+ . - * / ( , . * + 0 + / ( 1 , 2 1 (	(( , * * * (( , * * * + * * ( , * * *
3 4 5 6 7 8 9 ! !	/ , * * 0 * , 0 . + , 1 * ( + / , 0 * 2	( , 2 * * ( , 2 * * + 0 * ( , 2 + *
9 % 4 : 7 < ! \$ ' 3 = ; <	( 0 ) * * + ( * * 1 + 2 , 0 - 0 ( , > 2 *	( / , * * 1 ( - 1 ( - 1 > 0
! 2 Q R ( R % @	/ . I M N C / N L Q 0 O L I / O L O P P	I M N N N N E - 0 O N N O N N
> ? @ ? * ( 2	! @ A	
3 " 6 ; # 7 8 9 & ! !	/ . 1 * . ( , 1 + / , + 1 / / , + - 1	( / . * ( 2 , . > . + * * + > * *
< % # 9 9 % <	+ ( - - ( 2 , 0 + + ( - / 0 2 ( > *	2 2 > - 2 > / ( 2 2 > > 2 1
9 " 3 : ' A % 9 % # % !	( / ) + . 0 * 0 / , * , / / , 0 /	( > ( 1 + + , > / > / 0 / + > 0 0
! 2 Q R ( R % @	O I P - / - N L O I Q L M J P J L O J	N L M J I / L Q I O - M E N
> ? @ ? * ( 2	! @ A	
! \$ ; 3 7 8 9 & ! !	( * ) * + , 2 1 + > , + - + + >	(( , . * (( , . * + * * ( / , + *
; B ; < ; 3 ; 7 4 ! \$	> ( * 1 / 2 * 1 * 0 / , * + 1 * 0	/ , 1 > + - + - +
9 " 3 = ; <	( 0 ) * * ( - 2 > + + > , 1 * - ( , 1 > 1	(( , 0 * - * * ( 1 0 > 1
= % 9 ' 6 7 " 9 = ' 3	( + ) * ( , > 0 + ( , 2 + ( , 0 2 (	(( , / - ( - 2 ( , ( +
! 2 Q R ( R % @	N K . P L J - Q U L O I D P C I D P C	J L E P I J O L N M I N M I N
> ? @ ? * ( 2	! @ A	
9 " 3 : ' A % 9 7 0 : ' #	( * ) * + / - - + / , - * + , / * ( + ( - *	(( , * * (( , * * + * * ( , ( * *
& ; 3 9 % ; # ' A ' 9 =	( 0 ) * * + ( + 0 + 2 , > / 1 ( , * .	( / , 0 . 2 1 ( ( - 0 . 0 ( 2 + ( > +
! 2 Q R ( R % @	- N K . N L / - I J I M N J I Q I J I Q I	- N I N N - N I N N N - I D - C
> ? @ ? * ( 2	! @ A	
		+ /











A Review of 2019 Cruise Ship Presence in Skagway, Alaska

Code	Ship Name	Arrival	Departure	Days	Port	Notes
I 5C	5C	12/17	12/17	1	Skagway	
I 5D	5D	12/17	12/17	1	Skagway	
I 5E	5E	12/17	12/17	1	Skagway	
I 5F	5F	12/17	12/17	1	Skagway	
I 5G	5G	12/17	12/17	1	Skagway	
I 5H	5H	12/17	12/17	1	Skagway	
I 5I	5I	12/17	12/17	1	Skagway	
I 5J	5J	12/17	12/17	1	Skagway	
I 5K	5K	12/17	12/17	1	Skagway	
I 5L	5L	12/17	12/17	1	Skagway	
I 5M	5M	12/17	12/17	1	Skagway	
I 5N	5N	12/17	12/17	1	Skagway	
I 5O	5O	12/17	12/17	1	Skagway	
I 5P	5P	12/17	12/17	1	Skagway	
I 5Q	5Q	12/17	12/17	1	Skagway	
I 5R	5R	12/17	12/17	1	Skagway	
I 5S	5S	12/17	12/17	1	Skagway	
I 5T	5T	12/17	12/17	1	Skagway	
I 5U	5U	12/17	12/17	1	Skagway	
I 5V	5V	12/17	12/17	1	Skagway	
I 5W	5W	12/17	12/17	1	Skagway	
I 5X	5X	12/17	12/17	1	Skagway	
I 5Y	5Y	12/17	12/17	1	Skagway	
I 5Z	5Z	12/17	12/17	1	Skagway	
I 6A	6A	12/17	12/17	1	Skagway	
I 6B	6B	12/17	12/17	1	Skagway	
I 6C	6C	12/17	12/17	1	Skagway	
I 6D	6D	12/17	12/17	1	Skagway	
I 6E	6E	12/17	12/17	1	Skagway	
I 6F	6F	12/17	12/17	1	Skagway	
I 6G	6G	12/17	12/17	1	Skagway	
I 6H	6H	12/17	12/17	1	Skagway	
I 6I	6I	12/17	12/17	1	Skagway	
I 6J	6J	12/17	12/17	1	Skagway	
I 6K	6K	12/17	12/17	1	Skagway	
I 6L	6L	12/17	12/17	1	Skagway	
I 6M	6M	12/17	12/17	1	Skagway	
I 6N	6N	12/17	12/17	1	Skagway	
I 6O	6O	12/17	12/17	1	Skagway	
I 6P	6P	12/17	12/17	1	Skagway	
I 6Q	6Q	12/17	12/17	1	Skagway	
I 6R	6R	12/17	12/17	1	Skagway	
I 6S	6S	12/17	12/17	1	Skagway	
I 6T	6T	12/17	12/17	1	Skagway	
I 6U	6U	12/17	12/17	1	Skagway	
I 6V	6V	12/17	12/17	1	Skagway	
I 6W	6W	12/17	12/17	1	Skagway	
I 6X	6X	12/17	12/17	1	Skagway	
I 6Y	6Y	12/17	12/17	1	Skagway	
I 6Z	6Z	12/17	12/17	1	Skagway	
I 7A	7A	12/17	12/17	1	Skagway	
I 7B	7B	12/17	12/17	1	Skagway	
I 7C	7C	12/17	12/17	1	Skagway	
I 7D	7D	12/17	12/17	1	Skagway	
I 7E	7E	12/17	12/17	1	Skagway	
I 7F	7F	12/17	12/17	1	Skagway	
I 7G	7G	12/17	12/17	1	Skagway	
I 7H	7H	12/17	12/17	1	Skagway	
I 7I	7I	12/17	12/17	1	Skagway	
I 7J	7J	12/17	12/17	1	Skagway	
I 7K	7K	12/17	12/17	1	Skagway	
I 7L	7L	12/17	12/17	1	Skagway	
I 7M	7M	12/17	12/17	1	Skagway	
I 7N	7N	12/17	12/17	1	Skagway	
I 7O	7O	12/17	12/17	1	Skagway	
I 7P	7P	12/17	12/17	1	Skagway	
I 7Q	7Q	12/17	12/17	1	Skagway	
I 7R	7R	12/17	12/17	1	Skagway	
I 7S	7S	12/17	12/17	1	Skagway	
I 7T	7T	12/17	12/17	1	Skagway	
I 7U	7U	12/17	12/17	1	Skagway	
I 7V	7V	12/17	12/17	1	Skagway	
I 7W	7W	12/17	12/17	1	Skagway	
I 7X	7X	12/17	12/17	1	Skagway	
I 7Y	7Y	12/17	12/17	1	Skagway	
I 7Z	7Z	12/17	12/17	1	Skagway	
I 8A	8A	12/17	12/17	1	Skagway	
I 8B	8B	12/17	12/17	1	Skagway	
I 8C	8C	12/17	12/17	1	Skagway	
I 8D	8D	12/17	12/17	1	Skagway	
I 8E	8E	12/17	12/17	1	Skagway	
I 8F	8F	12/17	12/17	1	Skagway	
I 8G	8G	12/17	12/17	1	Skagway	
I 8H	8H	12/17	12/17	1	Skagway	
I 8I	8I	12/17	12/17	1	Skagway	
I 8J	8J	12/17	12/17	1	Skagway	
I 8K	8K	12/17	12/17	1	Skagway	
I 8L	8L	12/17	12/17	1	Skagway	
I 8M	8M	12/17	12/17	1	Skagway	
I 8N	8N	12/17	12/17	1	Skagway	
I 8O	8O	12/17	12/17	1	Skagway	
I 8P	8P	12/17	12/17	1	Skagway	
I 8Q	8Q	12/17	12/17	1	Skagway	
I 8R	8R	12/17	12/17	1	Skagway	
I 8S	8S	12/17	12/17	1	Skagway	
I 8T	8T	12/17	12/17	1	Skagway	
I 8U	8U	12/17	12/17	1	Skagway	
I 8V	8V	12/17	12/17	1	Skagway	
I 8W	8W	12/17	12/17	1	Skagway	
I 8X	8X	12/17	12/17	1	Skagway	
I 8Y	8Y	12/17	12/17	1	Skagway	
I 8Z	8Z	12/17	12/17	1	Skagway	
I 9A	9A	12/17	12/17	1	Skagway	
I 9B	9B	12/17	12/17	1	Skagway	
I 9C	9C	12/17	12/17	1	Skagway	
I 9D	9D	12/17	12/17	1	Skagway	
I 9E	9E	12/17	12/17	1	Skagway	
I 9F	9F	12/17	12/17	1	Skagway	
I 9G	9G	12/17	12/17	1	Skagway	
I 9H	9H	12/17	12/17	1	Skagway	
I 9I	9I	12/17	12/17	1	Skagway	
I 9J	9J	12/17	12/17	1	Skagway	
I 9K	9K	12/17	12/17	1	Skagway	
I 9L	9L	12/17	12/17	1	Skagway	
I 9M	9M	12/17	12/17	1	Skagway	
I 9N	9N	12/17	12/17	1	Skagway	
I 9O	9O	12/17	12/17	1	Skagway	
I 9P	9P	12/17	12/17	1	Skagway	
I 9Q	9Q	12/17	12/17	1	Skagway	
I 9R	9R	12/17	12/17	1	Skagway	
I 9S	9S	12/17	12/17	1	Skagway	
I 9T	9T	12/17	12/17	1	Skagway	
I 9U	9U	12/17	12/17	1	Skagway	
I 9V	9V	12/17	12/17	1	Skagway	
I 9W	9W	12/17	12/17	1	Skagway	
I 9X	9X	12/17	12/17	1	Skagway	
I 9Y	9Y	12/17	12/17	1	Skagway	
I 9Z	9Z	12/17	12/17	1	Skagway	



A Review of 2019 Cruise Ship Presence in Skagway, Alaska

! G@D @H	- / 0 1 # % / + / d 1 % e m & 2 ! # ' 3 ' 4 ' # % / d ( \$	! " # \$ % & ' ( ) * + , - . / 0 1 2 3 4 5 6 7 8 9 : ; < = > ? @ A B C D E F G H I J K L M N O P Q R S T U V W X Y Z [ \ ] ^ _ ` {   } ~
! # \$ % & #	( ) *	
+ , - . / 0 , 1 2 3 * 3 . 4	# 5 6 7 8 9	# 1 2 3 4 5 6 7 8 9
. ; - < 3 * / . 2-3 < 3 1	% 0 1 2 3 4 5 6 7 8 9	% 0 1 2 3 4 5 6 7 8 9
! 2 P Q R S T	U V W X Y Z	[ \ ] ^ _ ` {   } ~
! # \$ % & #	( ) *	
+ , - . / 0 1 2 3 4 5 6 7 8 9	# 0 1 2 3 4 5 6 7 8 9	# 0 1 2 3 4 5 6 7 8 9
0 ; 1 3 . 4 , ?	% 0 1 2 3 4 5 6 7 8 9	% 0 1 2 3 4 5 6 7 8 9
! # \$ % & #	( ) *	
, ? 3 - / + , . 2 ; . ( @ 1 1 , @ ; .	# 0 1 2 3 4 5 6 7 8 9	# 0 1 2 3 4 5 6 7 8 9
/ ( 1 , . 4 2 - / . + 3 ( (	% 0 1 2 3 4 5 6 7 8 9	% 0 1 2 3 4 5 6 7 8 9
( 3 0 3 . 2 3 , ( 2 , - / . 3 -	# 0 1 2 3 4 5 6 7 8 9	# 0 1 2 3 4 5 6 7 8 9
( / 1 0 3 - 2 A ( 3	% 0 1 2 3 4 5 6 7 8 9	% 0 1 2 3 4 5 6 7 8 9
! # \$ % & #	( ) *	
, ? 3 - / + , . 2 ; . ( @ 1 1 , @ ; .	# 0 1 2 3 4 5 6 7 8 9	# 0 1 2 3 4 5 6 7 8 9
* , . 4 2 - / . + 3 ( (	% 0 1 2 3 4 5 6 7 8 9	% 0 1 2 3 4 5 6 7 8 9
; 0 , @ ; . 2 B 2 C 3 2 3 , (	# 0 1 2 3 4 5 6 7 8 9	# 0 1 2 3 4 5 6 7 8 9
- , 4 / . + 3 2 B 2 C 3 2 3 , (	% 0 1 2 3 4 5 6 7 8 9	% 0 1 2 3 4 5 6 7 8 9
		9 &



A Review of 2019 Cruise Ship Presence in Skagway, Alaska

! G@D @H	-./0! # %&'( 1 %&' 1 %&' &2! # ' 3'4' # %&' ( \$	! " # \$ % &' ( ) * + , - . / 0 1 2 3 4 5 6 7 8 9 : ; < = > ? @ A B C D E F G H I J K L M N O P Q R S T U V W X Y Z [ \ ] ^ _ ` {   } ~
! "#\$%&'	( ) *	! "#\$%&'( ) * + , - . / 0 1 2 3 4 5 6 7 8 9 : ; < = > ? @ A B C D E F G H I J K L M N O P Q R S T U V W X Y Z [ \ ] ^ _ ` {   } ~
+ , - . / * 0 1 2 3 4 5 6 7 8 9 : ; < = > ? @ A B C D E F G H I J K L M N O P Q R S T U V W X Y Z [ \ ] ^ _ ` {   } ~	# \$ % &' ( ) * + , - . / 0 1 2 3 4 5 6 7 8 9 : ; < = > ? @ A B C D E F G H I J K L M N O P Q R S T U V W X Y Z [ \ ] ^ _ ` {   } ~	# \$ % &' ( ) * + , - . / 0 1 2 3 4 5 6 7 8 9 : ; < = > ? @ A B C D E F G H I J K L M N O P Q R S T U V W X Y Z [ \ ] ^ _ ` {   } ~
! "#\$%&'	( ) *	! "#\$%&'( ) * + , - . / 0 1 2 3 4 5 6 7 8 9 : ; < = > ? @ A B C D E F G H I J K L M N O P Q R S T U V W X Y Z [ \ ] ^ _ ` {   } ~
7 - > ( ? 1 4 2 > @ A B , + >	' % ' 6 : : ; < ! = \$ % &' ( ) * + , - . / 0 1 2 3 4 5 6 7 8 9 : ; < = > ? @ A B C D E F G H I J K L M N O P Q R S T U V W X Y Z [ \ ] ^ _ ` {   } ~	' % ' 6 : : ; < ! = \$ % &' ( ) * + , - . / 0 1 2 3 4 5 6 7 8 9 : ; < = > ? @ A B C D E F G H I J K L M N O P Q R S T U V W X Y Z [ \ ] ^ _ ` {   } ~
Q ( 4 1 + 9 2 - 0 - 7 / ( (	# \$ % &' ( ) * + , - . / 0 1 2 3 4 5 6 7 8 9 : ; < = > ? @ A B C D E F G H I J K L M N O P Q R S T U V W X Y Z [ \ ] ^ _ ` {   } ~	# \$ % &' ( ) * + , - . / 0 1 2 3 4 5 6 7 8 9 : ; < = > ? @ A B C D E F G H I J K L M N O P Q R S T U V W X Y Z [ \ ] ^ _ ` {   } ~
8 , 4 / + 9 1 @	& \$ % &' ( ) * + , - . / 0 1 2 3 4 5 6 7 8 9 : ; < = > ? @ A B C D E F G H I J K L M N O P Q R S T U V W X Y Z [ \ ] ^ _ ` {   } ~	& \$ % &' ( ) * + , - . / 0 1 2 3 4 5 6 7 8 9 : ; < = > ? @ A B C D E F G H I J K L M N O P Q R S T U V W X Y Z [ \ ] ^ _ ` {   } ~
1 4 1 ( ) 1 + 2 - / 1 @	% # \$ % &' ( ) * + , - . / 0 1 2 3 4 5 6 7 8 9 : ; < = > ? @ A B C D E F G H I J K L M N O P Q R S T U V W X Y Z [ \ ] ^ _ ` {   } ~	% # \$ % &' ( ) * + , - . / 0 1 2 3 4 5 6 7 8 9 : ; < = > ? @ A B C D E F G H I J K L M N O P Q R S T U V W X Y Z [ \ ] ^ _ ` {   } ~
! "#\$%&'	( ) *	! "#\$%&'( ) * + , - . / 0 1 2 3 4 5 6 7 8 9 : ; < = > ? @ A B C D E F G H I J K L M N O P Q R S T U V W X Y Z [ \ ] ^ _ ` {   } ~
1 @ - 0 1 + 2 , + ( ? / 4 4 1 ? 0 +	& \$ % &' ( ) * + , - . / 0 1 2 3 4 5 6 7 8 9 : ; < = > ? @ A B C D E F G H I J K L M N O P Q R S T U V W X Y Z [ \ ] ^ _ ` {   } ~	& \$ % &' ( ) * + , - . / 0 1 2 3 4 5 6 7 8 9 : ; < = > ? @ A B C D E F G H I J K L M N O P Q R S T U V W X Y Z [ \ ] ^ _ ` {   } ~
2 7 , - 1 4 2 - 0 - 7 / ( (	& \$ % &' ( ) * + , - . / 0 1 2 3 4 5 6 7 8 9 : ; < = > ? @ A B C D E F G H I J K L M N O P Q R S T U V W X Y Z [ \ ] ^ _ ` {   } ~	& \$ % &' ( ) * + , - . / 0 1 2 3 4 5 6 7 8 9 : ; < = > ? @ A B C D E F G H I J K L M N O P Q R S T U V W X Y Z [ \ ] ^ _ ` {   } ~
( / 8 / + 2 / 1 ( 2 0 1 - 0 - / -	& \$ % &' ( ) * + , - . / 0 1 2 3 4 5 6 7 8 9 : ; < = > ? @ A B C D E F G H I J K L M N O P Q R S T U V W X Y Z [ \ ] ^ _ ` {   } ~	& \$ % &' ( ) * + , - . / 0 1 2 3 4 5 6 7 8 9 : ; < = > ? @ A B C D E F G H I J K L M N O P Q R S T U V W X Y Z [ \ ] ^ _ ` {   } ~
! "#\$%&'	( ) *	! "#\$%&'( ) * + , - . / 0 1 2 3 4 5 6 7 8 9 : ; < = > ? @ A B C D E F G H I J K L M N O P Q R S T U V W X Y Z [ \ ] ^ _ ` {   } ~
1 @ - 0 1 + 2 , + ( ? / 4 4 1 ? 0 +	= \$ % &' ( ) * + , - . / 0 1 2 3 4 5 6 7 8 9 : ; < = > ? @ A B C D E F G H I J K L M N O P Q R S T U V W X Y Z [ \ ] ^ _ ` {   } ~	= \$ % &' ( ) * + , - . / 0 1 2 3 4 5 6 7 8 9 : ; < = > ? @ A B C D E F G H I J K L M N O P Q R S T U V W X Y Z [ \ ] ^ _ ` {   } ~
@ 0 4 / + + 0 @	& \$ % &' ( ) * + , - . / 0 1 2 3 4 5 6 7 8 9 : ; < = > ? @ A B C D E F G H I J K L M N O P Q R S T U V W X Y Z [ \ ] ^ _ ` {   } ~	& \$ % &' ( ) * + , - . / 0 1 2 3 4 5 6 7 8 9 : ; < = > ? @ A B C D E F G H I J K L M N O P Q R S T U V W X Y Z [ \ ] ^ _ ` {   } ~
, 8 1 ? 0 + 2 D 2 B / 2 / 1 (	& \$ % &' ( ) * + , - . / 0 1 2 3 4 5 6 7 8 9 : ; < = > ? @ A B C D E F G H I J K L M N O P Q R S T U V W X Y Z [ \ ] ^ _ ` {   } ~	& \$ % &' ( ) * + , - . / 0 1 2 3 4 5 6 7 8 9 : ; < = > ? @ A B C D E F G H I J K L M N O P Q R S T U V W X Y Z [ \ ] ^ _ ` {   } ~
		\$ #

A Review of 2019 Cruise Ship Presence in Skagway, Alaska

! G@D @H	-./0! # %/ot%#d 1 %om &2! # 3 4 #! # %/d ( \$	! " # \$ % &' ( ) * + ( ,
EEEEEEEEEE" ; &C! 5@ > *EEEEEEEEEE	EEEEEEEEEE*4 @ > O8FC; > *EEEEEEEEEE	EEEEEEEEEEEEEE" ; CD EEEEEEEEEEEEEEE
! 5@	%?: @A %?; @A %>5;C %>5;C	%?: @A %>5;C %>5;C
'8@; ; <	%?: @A %?; @A %>5;C %>5;C	%?: @A %>5;C %>5;C
3: =; >	# > @B @C 3: =; >	# > @B @C 3: =; >
! " \$ % &' ( ) ! %	* + - , . / : ; < = > ? @ A B C D E F G H I J K L M N O P Q R S T U V W X Y Z [ \ ] ^ _ ` a b c d e f g h i j k l m n o p q r s t u v w x y z {   } ~	35- 40 3 3
67&789: ; &%/(	. + - , . / : ; < = > ? @ A B C D E F G H I J K L M N O P Q R S T U V W X Y Z [ \ ] ^ _ ` a b c d e f g h i j k l m n o p q r s t u v w x y z {   } ~	2/41. 2/41. 553 3
! 2QR( R%ot	I JKL JMN 0-MJO CMLO LOPJP -MOJ PLM/L LLI	IIII L
4-0! -0- 5*	! =>	
&9?7# @&'8A%! !	2! , - - , 2/3-- 2! - 0. 22/04. 52, -	0- /0, - 01-
! 9#! B'A%	55+- 0/4, - 25/2, - 0/302 5. / * . 5	55/- - - 0 -
&) 6? @&'8A%! !	52+0, 2! - - 3- / , 3, 0! - 5 02/3- *	5, / * - - 03-
8 %@ C '7( ! B%&; 7(	53+- 0/5. 0*/343 5/1* - 51/* - -	*0* 52/- - . 54. 5/ . 13
! 2QR( R%ot	LPKL //MLJC /LIMJO 0MILC	IIMJO QMILC NDC JIMOI
4-04-0- 5*	! =>	
> 9#; %B @&'8A%! !	5, +- 0/ . 20 2*/34- 0/021 03/ . - 1 55--	5. / , - - 00-
&7; '78A%9: 'BD%! %?!	* + - 0/500 0- /5, * 5/4- 3 5- /403 4, 4	4/5, 5 510 4, -
89&C %&'78'E9?	5+- 2/4- 0 24/ - 0 2/020 5*/2* 0 5405	54/05- 2. 3 5/40-
89&C %&'78'6#?! !	52+0, 3/ - - 3 , 2/ - , 2 2/3- 2 2- / . 01 515.	00/121 232 0/133
! 2QR( R%ot	IJKL / - MLQ / L M/ - / . MLJC NMLL LMWL LMWL / M00	CLM0N / M00 JIMOI
4-0* -0- 5*	! =>	
> &78; '@&'8A%! !	5, +- 0/ . 0 2*/ - 2- 0/050 03/220	55, - 51/0, - 02-
! B7& @&'8A%! !	5+- 0! , * . 0! , * - 0/0- 1 52/030	55- - - 00-
C % B%&; 7(	53+- 5* . 4 0! / , 0 5/ . 12 5 / 12-	451 55/324 5. 2 5/3. 1
; '1 8%?'C 9 8; %&	50+- 5/1, 3 05/* 0, 5/3* 5 52/35*	*31 55/424 54* 5/ . 50

A Review of 2019 Cruise Ship Presence in Skagway, Alaska

! G@D @H	- ./0! # %&'( 1 %&^ &2! # 3'4! # %& ( \$	! " # \$ % & ' ( ) * + , - . / 0 1 2 3 4 5 6 7 8 9 : ; < = > ? @ A B C D E F G H I J K L M N O P Q R S T U V W X Y Z [ \ ] ^ _ ` {   } ~
EEEEEEEEEE;=6-C! 5@>*EEEEEEEEEE	EEEEEEEEEE*4 @>@8FC;>*EEEEEEEEEE	EEEEEEEEEEEEEEEEEE" ;@EEEEEEEEEEEEEEEEEE
I 5@	%?: @A %?; @A %>5;C %>5;C	%?: @A %?; @A %>5;C %>5;C
I 2 QR( R%#	I / J. K0-. // M N C O L K P N Q O P	I / L - N M L / N K - N P O
! "# \$ % & ' ( ) * + , - . / 0 1 2 3 4	%&%& %&%#9 &7 \$: &7 \$: &7 \$: &7 \$:	' 9& &#7: 5 & % &7& %
+ - ; ( < , 1 2 ; = > ? @ ;	' \$5 ' 7&5\$ 89! 579\$!	: # \$ : # \$ \$ &9
. @ A 3 * / . B A 3 1	%#! % 7: 9 %&# \$ %&# \$	&#7& \$ %& \$ &7 5\$
I 2 QR( R%#	I M N N Q M P M N P	P L O / P L O I N I / K P O Q K
! "# \$ % & ' ( ) * + , - . / 0 1 2 3 4	%&\$ \$ %&\$ \$ %&\$ \$ %&\$ \$	' : &7& # &8' &7& &
0 @ 1 3 4 , =	&5& \$ &5#% %&7&5! %&7&8	' 7: ! &8% &7&9&
- 3 * , < ,	9! ' 7&8% : ' # : 7 # \$	: 7& ! &8 % 999
I 2 QR( R%#	M L P. M L P. I N K. P L / .	/ O / M - N P M O P K - P L M P K
! "# \$ % & ' ( ) * + , - . / 0 1 2 3 4	88: #7% 85' %7#:	! 88 ' &9
, = 3 - / + , 2 @ ( < 3 1 1 , < / @	85& \$ %7&5 \$ #7' 9 &7! %	' \$ \$ &7&3\$ \$ & \$
( / 1 , . 4 2 - / . + 3 ( (	8\$! : 795 9\$% : \$8	55\$ #7 % \$ ! ! %85
( 3 0 3 2 3 , ( 2 , - / . 3 -	' 8\$ : ' 9 : 795	! % #798% ! %
( / 1 0 3 - 2 C ( 3	I . J. P L O P M L P M O	- I N O P L O - I P P K
! "# \$ % & ' ( ) * + , - . / 0 1 2 3 4	: 8\$ 88: ! 8: 85' 85'	' %& : 5# %& \$
, = 3 - / + , 2 @ ( < 3 1 1 , < / @		
		#5

A Review of 2019 Cruise Ship Presence in Skagway, Alaska

Code	Ship Name	Arrival	Departure	Days	Port	Notes
I 507	1507	12/34	1/32	56	2-5	430
I 2 QR	R507	42/44	45/23	16	5/5	64
I 2 QR	R507	1-1	1-1	1	-1	1000
I 2 QR	R507	42/4	42/6	2	0	440
I 2 QR	R507	42/0	42/4	4	0	400
I 2 QR	R507	42/30	102/1	420	4-210	410
I 2 QR	R507	42/03	4/215	4	4	53
I 2 QR	R507	1-1	1-1	1	-1	1000
I 2 QR	R507	42/30	1/230	1	0	460
I 2 QR	R507	12/01	1/20	20	6,3	4611
I 2 QR	R507	1-1	1-1	1	-1	1000
I 2 QR	R507	42/3	4/230	4206	0	440
I 2 QR	R507	1,00	2,64	46205	263	31
I 2 QR	R507	4/0	4/24	21	16	5
I 2 QR	R507	1-1	1-1	1	-1	1000





A Review of 2019 Cruise Ship Presence in Skagway, Alaska

! G@D @H	- ./0! # %/ot%#d 1 %om &2! # 3'4' # %/d ( \$	! " # \$ %&'()*+(- ,
EEEEEEEEEE" ;=6-C! 5@>*EEEEEEEEEE	EEEEEEEEEE4 @>O8FC;>*EEEEEEEEEE	EEEEEEEEEEEEEE" ;OEEEEEEEEEEEEEE
! 5@	%?: @A %?>@A %>5;C %>5;C	%?: @A %?>@A %>5;C %>5;C
'89'; ;<	#>@B @C 3: =; >	#>@B @C 3: =; >
! " # \$ % & ' ( ) * + , - . / 0 1 2 3 4 5 6 7 8 9 : ; < = > ? @ A B C D E F G H I J K L M N O P Q R S T U V W X Y Z [ \ ] ^ _ ` {   } ~	12 34 / 32 56 - 2 - 5 - / 2 50 - / 2 50	, 62 / 0 430
+ % " * 8 9 : +	/ ; 3 / 234 / 06 - 2014	- 263 54
! 2 QR( R%ot	K0MM N-LO-K KLOK M LPO	- / INK/ - IOP
; < 0-40, ;	+=>	
8! ? #7' @B %A* ++	- 2 30 - 200 - 2043 - 2153	402/ 0 460
+! 7+\$ %A	45/0 - , 2 / 0 424 - , 32 3,	, 200 400
8: B? @B %A* ++	- 2030 102 / 1 420, 4- 20;	, 200 , 410
&%: C '#9 +\$* 8D#9	42 03 4; 2151 , 2; 0 , 62 00 ; 4;	- 2003 , 53 , 261
! 2 QR( R%ot	// LPM / PLOO / OLLK 0/ LPPN	N L L PN I ON OIKOK
; < , -40, ;	+=>	
> ! 7D* &' @B %A* ++	42- 4 - 52 31 42- 6 41206	, 2 / 0 440
&! 8 C * > %& E! ?	- 204 - 52040 - 2- 4 ; 2 ; 4	, 52, 0 - 31
&! 8 C * > %& B7% +	1201 / - 20/ - - 20- - 02346	, 6, 3 442- 6 - 1-
! 2 QR( R%ot	/ . LKM / - 0L MC I LLO- OKIN-N	KMKC PNLLOC O-C NOK
; < 4-40, ;	+=>	
+\$#8' @B %A* ++	42; 3 4/ 2 30 4206	, 200 , 440
C * +\$* 8D#9	, 2 35 462 / 4 , 26-	, 32- 0 5, 6 , 2- 5 , 3-
D%&* ? C! &D* 8	, 4/ 0 , 26/ 1 4, 2 4/ , 2; ,	, 16 , 2- 5 , 5; , 2 , 4
! 2 QR( R%ot	MUP. NMF I OPLMC PUDJ	- L L NK MKL ON PO- KL OD
; < 4-40, ;	+=>	

A Review of 2019 Cruise Ship Presence in Skagway, Alaska

! G@D @H	- ./0! # %/ot%/d 1 %om &2! # ' 3'4' # %/d ( \$	! " # \$ % & ' ( ) * + ,
EEEEEEEEEE" ;&C! 5@>*EEEEEEEEEE	EEEEEEEEEE4 @>@8FC;>*EEEEEEEEEE	EEEEEEEEEEEEEE" ;@EEEEEEEEEEEEEE
! 5@	%?: @A %?> @A %>5;C %>5;C	%?: @A %?> @A %>5;C %>5;C
'8@ : ; <	#>@B @C 3: = ; >	#>@B @C 3: = ; >
! "\$ % & #!	' ( )	' ( )
* + , - ./ +0(2) 2- 3	#45&& %6#%4 % 8\$8 #9&: &	! 8# #9&: 4 #! %
* , ; ' < +01 ; = > ? @ ;	! 84 ! 84 ! 84 789	: \$8 : @88 #88
- @ A 2) .+ B2A 20	%6&& %699 %68: 8 %68\$8	#88 #88/4& %88 #6 4&
! 2QR( R%ot	! JK. LIW C CPWI C N@D I	! 0MOC - M/O/ I - MPN L/P
! "\$ % & #!	' ( )	' ( )
* @ +0> .- * 2' ' / @02- 3 +=	%8&& %7&&& #6&& #6&& #7&&& 9! :	#%89\$ #7! #6##
! 2QR( R%ot	- JKL I MW - NJMP - M/ J - 0M J.	/ MIN - / MIN I . P - M J-
! "\$ % & #!	' ( )	' ( )
' 2/ 2- 1 2+ ' 1+ , - 2,	78&& 789 48 : 8 8&? #888	44& \$898 99 #78
! 2QR( R%ot	JK. J . P NOLC Q - / MP . C	NN I MP. PP / JC
! "\$ % & #!	' ( )	' ( )
@ + < . @ 10Ck?21 2+ ' / I KL	N/O LOMPJ I MW P	I LMP. / MWL. - Q
! 2QR( R%ot	#55 & 468% : 8697 \$6 \$9 \$: 69& #76 : &	%88 %88 4& #64&
! "\$ % & #!	' ( )	' ( )
) @032- > , - * 2' ' , DE; > , - * 2' '	%88% \$9684 %6&& %46&7	#88 #88 #. 6 : & %88
	%55% \$888 486 4: %88# %6&&!	#. 6 && %88 #6 %8
		\$9

A Review of 2019 Cruise Ship Presence in Skagway, Alaska

! G@D@H	- ./0! # %&%'d 1 %&^ &2! # ' 3'4' # %& ( \$	! " # \$ %&' ( ) * + ,
EEEEEEEEEE" ;&C! 5@>*EEEEEEEEEE	EEEEEEEEEE4 @>@8FC;>*EEEEEEEEEE	EEEEEEEEEEEEEE" ;@EEEEEEEEEEEEEE
! 5@	%?: @A %&5;C %&5;C 3: =;> #>@B@C	%?: @A %&2: @A %&5;C %&5;C 3: =;> #>@B@C
! "\$%&' ( ) * + , ' (	12 03 142 5. - 2640 - 62400 - 62400	414 - 7203 - 53 - 236.
! 2QR( R%#	I / JKL KWON / . NMIO	OM-0 I IMLP P I P LIWOI
48 5810-4 ) 9:		
! ; + % #: " ! & ; =	7501 75010 7271 - 42741 - 51- 73.	- 210
! ; + % #: " ! & ? )	.20. @20@ 72 07 70216 - 6-3 11276 7. 7	12..
! ; ; + , ' (	- ./00 - 261 162305 - 263 - 3230	510 - - 2 50 - 3. - 2 63
! 2QR( R%#	OKJL OIKVN // NRV	I NOLK L- M- K NW PMI.
48 4810-4 ) 9:		
) *' + &+ " B#)	1203 1621 1206 - @. 4 - - 00	-- 200 110 - 210
! 2QR( R%#	/ . J. - MOP - KMLN - M. K / LMI O	/ M. / M. / M. / M. / M. / M. / M. / M.
4810810-4 ) 9:		
! ; + % #: " ! & % # ?	12755 17250 12070 - 12 50 - - 00	-- 200 110 - 2 00
! 2QR( R%#	/ . J. - MNN - OMN - MO - M/ N	/ M. / M. / M. / M. / M. / M. / M. / M.
481-810-4 ) 9:		
B; + ' ?&+ " B#)	1200 16200 - 200 - 6200 54 6 - 1257	- 64 - 23-
C; ? # ! , ' (	- ./00 - 2 71 1020 5 - 2- 6 - 12 60 3 6 426	- 14 - 2 3-
! 2QR( R%#	- KL. OWO I KVIN - M/ K - OMK / M/ I	- M/ K O N - M/ K
		74

# A Review of 2019 Cruise Ship Presence in Skagway, Alaska

Code	Ship Name	Company	Arrival	Departure	Days	Port	Notes
! "##"#\$%							
) * + , - . / 0 1 ( , 2							
! "##"#\$%							
+ ; < / 0 + , ) 1 &&							
! "##"#\$%							
, ; + > 1 ( , * , 0 ; <							
, - 1 0 A & B 1 + 2 * A							
! "##"#\$%							
, ; + > 1 ( , * , 0 / - &&							
> 1 & B 1 + 2 * A							
, ; + 2 * A							
! "##"#\$%							
, ; + > 1 ( , * , 0 1 > 1 /							
! 2 QR( R%#							
							6\$



## Appendix 13

*Table 1. North American Cruises, Key Statistics*

## North American Cruise Statistics

Table 1. North American Cruises, Key Statistics  
(Capacity and Traffic in Millions)

Year/Qtr.	Vessels		Capacity <sup>^</sup>			Traffic		Occupancy %	
	No.	Cruises	Pass. Pass.Nights	Avg. Nights		Pass. Pass. Nights		Pass. Pass.Nights	
2006	110	4,435	9.13	60.45	6.62	9.97	65.03	109	108
1	99	1,118	2.25	15.15	6.72	2.42	16.01	107	106
2	99	1,065	2.19	14.38	6.55	2.44	15.70	111	109
3	82	1,091	2.27	14.46	6.38	2.53	15.94	112	110
4	103	1,161	2.41	16.46	6.82	2.59	17.38	107	106
2007	116	4,498	9.42	62.59	6.65	10.31	67.39	109	108
1	104	1,206	2.48	16.99	6.86	2.65	17.90	107	105
2	105	1,071	2.27	14.86	6.56	2.50	16.10	110	108
3	80	1,112	2.35	14.85	6.31	2.64	16.46	112	111
4	102	1,109	2.32	15.88	6.84	2.52	16.92	108	107
2008	120	4,239	9.04	59.53	6.59	9.94	64.34	110	108
1	100	1,190	2.50	16.69	6.68	2.71	17.87	108	107
2	93	997	2.14	13.73	6.42	2.38	15.05	112	110
3	79	1,025	2.18	13.76	6.30	2.46	15.29	113	111
4	103	1,027	2.22	15.34	6.91	2.39	16.14	108	105
2009	113	4,126	8.95	59.11	6.61	9.87	63.87	110	108
1	97	1,098	2.35	16.01	6.82	2.54	16.95	108	106
2	97	1,000	2.16	14.07	6.50	2.41	15.33	112	109
3	76	1,023	2.21	13.89	6.29	2.51	15.54	113	112
4	97	1,005	2.23	15.14	6.81	2.41	16.05	108	106
2010	114	4,216	9.60	64.24	6.69	10.63	69.83	111	109
1	96	1,092	2.47	16.88	6.85	2.69	18.12	109	107
2	96	1,007	2.28	15.00	6.58	2.55	16.49	112	110
3	79	1,030	2.35	15.14	6.44	2.67	16.97	114	112
4	103	1,087	2.51	17.22	6.87	2.71	18.25	108	106
2011	115	4,222	9.72	65.50	6.74	10.89	71.82	112	110
1	102	1,160	2.64	18.25	6.90	2.89	19.54	109	107
2	96	992	2.28	15.15	6.63	2.60	16.84	114	111
3	80	995	2.26	14.65	6.48	2.62	16.59	116	113
4	102	1,075	2.53	17.44	6.91	2.79	18.85	110	108

Source: Maritime Administration.

<sup>^</sup> Capacity is based on two passengers per stateroom. Average nights = passenger nights/passengers.



## Appendix 14

*Table 1. North American Cruises, Key Statistics — Annotated*

*A Review of 2019 Cruise Ship Presence in Skagway, Alaska*

Year/Qtr.	Vessels		Capacity^			Tra* c		Occupancy %	
	No.	Cruises	Pass.	Pass. Nights	Avg. Nights	Pass.	Pass. Nights	Pass.	Pass. Nights
2006	110	4.435	9.13	60.45	6.62	9.97	65.03	109	108
1	99	1.118	2.25	15.15	6.72	2.42	16.01	107	106
2	99	1.065	2.19	14.38	6.55	2.44	15.70	111	109
3	82	1.091	2.27	14.46	6.38	2.53	15.94	112	110
4	103	1.161	2.41	16.46	6.82	2.59	17.38	107	106
2007	116	4.498	9.42	62.59	6.65	10.31	67.39	109	108
1	104	1.206	2.48	16.99	6.86	2.65	17.90	107	105
2	105	1.071	2.27	14.86	6.56	2.50	16.10	110	108
3	80	1.112	2.35	14.85	6.31	2.64	16.46	112	111
4	102	1.109	2.32	15.88	6.84	2.52	16.92	108	107
2008	120	4.239	9.04	59.53	6.59	9.94	64.34	110	108
1	100	1.190	2.50	16.69	6.68	2.71	17.87	108	107
2	93	997	2.14	13.73	6.42	2.38	15.05	112	110
3	79	1.025	2.18	13.76	6.30	2.46	15.29	113	111
4	103	1.027	2.22	15.34	6.91	2.39	16.14	108	105
2009	113	4.126	8.95	59.11	6.61	9.87	63.87	110	108
1	97	1.098	2.35	16.01	6.82	2.54	16.95	108	106
2	97	1.000	2.16	14.07	6.50	2.41	15.33	112	109
3	76	1.023	2.21	13.89	6.29	2.51	15.54	113	112
4	97	1.005	2.23	15.14	6.81	2.41	16.05	108	106
2010	114	4.216	9.60	64.24	6.69	10.63	69.83	111	109
1	96	1.092	2.47	16.88	6.85	2.69	18.12	109	107
2	96	1.007	2.28	15.00	6.58	2.55	16.49	112	110
3	79	1.030	2.35	15.14	6.44	2.67	16.97	114	112
4	103	1.087	2.51	17.22	6.87	2.71	18.25	108	106
2011	115	4.222	9.72	65.50	6.74	10.89	71.82	112	110
1	102	1.160	2.64	18.25	6.90	2.89	19.54	109	107
2	96	992	2.28	15.15	6.63	2.60	16.84	114	111
3	80	995	2.26	14.65	6.48	2.62	16.59	116	113
4	102	1.075	2.53	17.44	6.91	2.79	18.85	110	108
<b>Calculated for 2006-2011. Not part of original report.</b>									
Average								110	
Minimum								109	
Maximum								112	
Median								110	
<b>Calculated for 2010-2011, 2nd and 3rd Quarters only. Not part of original report.</b>									
Average								113	
Median								113	

## Appendix 15

*Excerpt: Aggregate Analysis — Economic Contribution of Cruise Tourism to Destination Economies. Vol. I*



# A Review of 2019 Cruise Ship Presence in Skagway, Alaska

! "#\$% ' ( ) \* + , - . / : ; < = > ? @ A B C D E F G H I J K L M N O P Q R S T U V W X Y Z [ \ ] ^ \_ ` a b c d e f g h i j k l m n o p q r s t u v w x y z { | } ~ ¡ ¢ £ ¤ ¥ ¦ § ¨ © ª « ¬ ® ¯ ° ± ² ³ ´ µ ¶ · ¸ ¹ º » ¼ ½ ¾ ¿

**EXECUTIVE SUMMARY ..... 2**

ECONOMIC IMPACTS ..... 3

PASSENGER, CREW AND CRUISE LINE EXPENDITURES ..... 7

PASSENGER ATTRIBUTES AND SATISFACTION ..... 17

COMPARISON TO THE 2012 STUDY ..... 20

**INTRODUCTION ..... 22**

THE CARIBBEAN, MEXICO AND CENTRAL AND SOUTH AMERICAN CRUISE MARKET ..... 23

PASSENGER AND CREW ARRIVALS AT PARTICIPATING DESTINATIONS ..... 24

**DATA AND METHODS ..... 26**

ESTIMATES OF TOTAL CRUISE TOURISM EXPENDITURES ..... 26

ESTIMATES OF THE ECONOMIC CONTRIBUTION ..... 30

APPENDIX – PASSENGER AND CREW SURVEYS ..... 32

**ECONOMIC CONTRIBUTION ANALYSIS ..... 38**

PASSENGER AND CREW EXPENDITURES ..... 39

EXPENDITURES BY CRUISE LINES ..... 54

DIRECT CRUISE TOURISM EXPENDITURES ..... 57

ECONOMIC CONTRIBUTION OF CRUISE TOURISM EXPENDITURES ..... 59

COMPARISON TO 2012 STUDY ..... 67

**APPENDIX B – DATA AND RANKING TABLES ..... 74**

A Review of 2019 Cruise Ship Presence in Skagway, Alaska

Florida-Caribbean Cruise Association

Economic Impact of Cruise Tourism

!" #S%&' (#!%" )

!

"#%!'&' (!\*+\*,)-.%!&#. !/O+&1\$2' &\$O+!O3!/'1' \$%. !&O' 1\$%4!O+!&#. !./O+O4\$. %!O3!56! (. %&\$+\* &\$O+%!O/\*&. (! \$+!&#. !7\*1\$22. \*+&8!9. :\$/O!\*+(!7. +&1\*!,!\*(!; O' &#!<4. 1\$/\*="! "#. !%&' (!)!>\*%!3'+ (. (!2)!&#. !?0!\$ (\*@ 7\*1\$22. \*+!71' \$%. !<%%O/\$\* &\$O+!A?77<B!\*+(!&#. !56!C\*1&\$/\$C\* &\$+D! (. %&\$+\* &\$O+%=!E&\$,\$-\$+D!O+%=#O1. !.: @ C. + (\$&' 1. !(\*&\*!O,,, /&. (!3!O4!C\*%%. +D. 1!\*+(!1. >!%' 1F.)%&!C0!&1%. 1F\$/ . !\*(+\*F\$D\* &\$O+!3. .%!/O,@ ,. /&. (!3!O4!&#. !(. %&\$+\* &\$O+%!\*(!777<14. 42. 1!/'1' \$%. !,\$+. %&^%!\*+(! : C. + (\$&' 1. %!3O1!C!O!F\$%\$O+%!\*(+ (! O&#. 1!%&O1. %!\$+!&#. 17\*1\$22. \*+!C!O!F\$ (. (!2)!&#. !/'1' \$%. !,\$+. %&8!&O&\*,!/'1' \$%. !&O' 1\$%4! . : C. + (\$&' 1. %!>. 1. ! . %&\$4 \* &. (!3O1!. \* /#!O3!&#. 1C\*1&\$/\$C\* &\$+D! (. %&\$+\* &\$O+%=!"# . !./O+O4\$! /O+&1\$2' &\$O+!O3!&#. %. !. : C. + (@ \$&' 1. %!3O1!. \* /#! (. %&\$+\* &\$O+!>\*%!&#. +!. %&\$4 \* &. (!3O1!&#. !GH@4O+&#!C. 1\$O (!2. D\$+=\$+D!\$+!9\*)&!HI GJ! \*+(! + (\$+D!\$+!<C!\$,\$!HI G6!' &\$,\$-\$+D! . /O+O4\$! / (\*&\*! /O,,, /&. (!3!O4!1,O/\*,&8!1. D\$O+\*,!\*+(!\$+&. 1+\* &\$O+\*,! %O' 1/. %=!

#####  
"!\$%&' ( ()!\* &\* +&, !-./&O!1%2!10344-.&5!6/0%6, &!&74&/5.13, &!52!2!2, &!20!86-690:!) ; < ) ! ( , 3.0&O= (2. />2! ( , 3.0&1 ? /&O= ( &-&+ ,.1@! ( , 3.0&O= ! <.O/&@! ( , 3.0&1 ? /&=! A6-2/5! ) \* &. ,B2! ? /&=! C6,9&D.2/! ( , 3.0&1 ? /&=! EFG! ( , 3.0&O=H, ./B&O0! ( , 3.0&O=H6@2-! (2, .++&2/! ;/1&, /21.6/2-!2/5!\$1 ; ! ( , 3.0&O!)

Business Research and Economic Advisors

Page 22

!

# A Review of 2019 Cruise Ship Presence in Skagway, Alaska

Florida-Caribbean Cruise Association

Economic Impact of Cruise Tourism

! "#\$%&' ( ) #&\* +\$, #- ( /&\* O\$%#\* 1' &2&\* O\$3 / 41" \$56 #' (7  
. &\* \$%' 4(8#\$, &' 9#1\$\$

! "\$%&' ( ) #&\* +\$, #- . +, \$ / . / O1&' \$2' O(+ # \$3 #+, (\* &, (. \* +\$ (\*\$, " # \$4. ' 135\$ 622. ' 3(\* 7\$, . \$2& / &2(, 8\$ 3&, &\$ / . 9(3# 3\$) 8\$%' O(+ # \$: (\* # +\$, \* # ' \* &, (. \* & 1\$6++ . 2(&, (. \* \$-%: ; 6=>\$, " # \$2' O(+ # \$( \* 30+, ' 8\$' & 3\$? ?5@ \$- (11( . \*) # 3\$ 3& 8+\$ 3# / 1. 8# 3\$, " . 07" . O, \$, " # \$%&' ( ) #&\* +\$( \* \$ ABCD& 22. O\*, (\* 7\$E. '\$ \* # &' 18\$ DB\$ percent of the industry's 71. ) & 1\$) # 3\$ 3& 8\$ 2& / &2(, 85\$! " # \$ & 9# ' & 7\$ 2' O(+ # \$1# \* 7, " \$' #- & (\* # 3\$ &, \$ & ) . O, \$ F\$ 3& 8+ 5\$! " O+> \$2' O(+ # \$+ " ( / + \$ . / # ' &, (\* 7\$ (\*\$, " # \$' # 7( . \* \$' & 3\$ + OEE(2(# \* , \$2& / &2(, 8\$, . \$2&' ' 8\$ \* # &' 18\$ G5B\$ - (11( . \* \$ / & + + # \* 7# ' + \$ (\* \$ ABCD\$

; \* \$ & # / &' & , # \$' # / . ' , \$' # 2# \* , 18\$ / O) 1(+ " # 3\$) 8\$, " # \$%&' ( ) #&\* +\$! . O' (+, \$ H' 7\* (1 &, (. \* \$-%! H=C>\$, " # \$7' . O / \$ ' # / . ' , # 3\$, " &, \$ & ) . O, \$ A? \$ - (11( . \* \$ 2' O(+ # \$ / & + + # \* 7# ' + \$ &' ' (9# 3\$ &, \$, " # \$ AD\$ % &' ( ) #&\* +\$ 3# +, (\* &, (. \* +\$ E. '\$ 4" (2" (\$, \$ / ' . 9(3# + \$ 3&, & \$ 30' (\* 7\$ ABCD> &\* \$ (\* 2' # & + # \$ . E\$ CC\$ / # ' 2# \* , \$ E' . - \$ ABCJ5\$ K (\* 2# 2' O(+ # \$+ " ( / + \$ 2& 11\$ &, \$ - O1, / 1# \$ 3# +, (\* &, (. \* +\$. \* \$ & \* 8\$ + (\* 71# \$ (, (\* # ' &' 8> \$ / & + + # \* 7# ' \$ &' ' (9& 1+ \$ &' # \$ & 14 & 8+ + (7' E(2& \* , 18\$' (7" # ' \$ , " &\* \$ / & + + # \* 7# ' \$ 2& / &2(, 85\$! " # \$ (\* 2' # & + # \$' # / . ' , # 3\$ E. '\$ % &' ( ) #&\* +\$ 2' O(+ # \$ / & + + # \* 7# ' \$ &' ' (9& 1+ \$ E. '\$ ABCD\$ 4& + \$2. \* 2# \* , &, # 3\$ & - . \* 7\$, " # \$ 3# +, (\* &, (. \* +\$ (\*\$, " # \$ L& +, # ' \* \$ % &' ( ) #&\* +\$ 5\$ 5> \$, " # \$ M& " & - & +> \$ K, 5\$ N& &' , # \* \$ &\* 3\$, " # \$ O5K5\$ P( ' 7(\* \$; + 1& \* 3+ \$ &\* 3\$, " # \$ Q# +, # ' \* \$ % &' ( ) #&\* +\$ (\* 2103(\* 7> \$ M# 1(1 #> \$, " # \$ % & 8 - &\* \$; + 1& \* 3+> \$ % . 10 - # 1\$ &\* 3\$ R& - & (2& 5\$

S&, & \$ / . 9(3# 3\$) 8\$, " # \$ J? \$ / &' (2 / &, (\* 7\$ 3# +, (\* &, (. \* +\$ + " . 4+ \$, " &, \$ AT5G\$ - (11( . \* \$ / & + + # \* 7# ' + \$ &\* 3\$ CC5D\$ - (11( . \* \$ 2' # 4\$ &' ' (9# 3\$ &, \$, " # + # \$ 2' O(+ # \$ 3# +, (\* &, (. \* +\$ 30' (\* 7\$, " # \$ ABCDUABC? \$ 2' O(+ # \$ 8# &' 5\$ HES, " # + # > \$ VO+, \$ O \* 3# ' \$ DB\$ / # ' 2# \* , \$ E\$, " # \$ 2' # 4> \$ D5? \$ - (11( . \* > \$ &\* 3\$ GGW\$. E\$, " # \$ / & + + # \* 7# ' +> \$ AJ5T\$ - (11( . \* > \$ 3(+ # - ) &' X# 3\$ &\* 3\$ 9(+, # 3\$, " # \$ 3# +, (\* &, (. \* +\$ 5\$

M. , "> \$, " # \$ / ' . Y(- (, 8\$, E\$, " # \$ % &' ( ) #&\* +\$, . \$, " # \$ O\*(, # 3\$ K&, # + \$ &\* 3\$ (, + \$, # - / # ' &, # \$ 21(- &, # \$ 30' (\* 7\$, " # \$ 4(\*, # \$ - . \* , " # \$ " & 9\$) # # \* \$ (- / . ' , &\* , \$ E& 2, . ' + \$ (\*\$, " # \$ 7' . 4, " \$ . E\$, " # \$ 2' O(+ # \$ (\* 30+, ' 8\$ (\*\$, " # \$' # 7( . \* 5\$ Z. 4# 9# '> \$, " # \$' # 7( . \* \$ & 1+. \$ " & + \$ & \$ +, ' . \* 7\$ & / # & 1\$, . \$ 2' O(+ # + \$ E' . - & \$ . O \* 3\$, " # \$ 4. ' 135\$ S&, & \$ . ) , &\* 3\$ E' . - \$ . O' \$ + O' 9# 8\$. E\$ 2' O(+ # \$ / & + + # \* 7# ' + \$ (\* 3(2&, # 3\$, " &, \$ FC\$ / # ' 2# \* , \$ E\$, " # \$ + O' 9# 8# 3\$ / & + + # \* 7# ' + \$ 4# ' # \$ ' # + (3# \* , + \$ E\$, " # \$ O\*(, # 3\$ K&, # +> \$ CA\$ / # ' 2# \* , \$ 4# ' # \$ E' . - \$ % &\* 3& > \$ T\$ / # ' 2# \* , \$ 4# ' # \$ 2(, (1# \* + \$ E\$, " # \$ O\*(, # 3\$ [( \* 73. - \$ &\* 3\$ ? \$ / # ' 2# \* , \$ 4# ' # \$ + (3# \* , + \$ E\$, # - & \* 85\$! " # \$' #- & (\* 7\$ T\$ / # ' 2# \* , \$ E\$, # & + + # \* 7# ' + \$ &' ' (9# 3\$ E' . - \$ & \$ ) . ' & 3\$ ' &\* 7\$ \$ . E\$ 2. O\*, ' ( # +> \$ (\* 2103(\* 7\$ 60+, & 1(&> \$; , & 18> \$ K / & (\* > \$ N# Y(2. > \$, " # \$ ] (1 / ( # + \$ &\* 3\$ K. O, " \$ 6E' (2& \$, . \$ \* & - # \$ & \$ E# 4 5\$ \$

#####  
"! \$ % &' ( ) " \* 1% +, - / 0 1 020 / 0.3 / ' 4, 561" 7! ( ) " 89!

# A Review of 2019 Cruise Ship Presence in Skagway, Alaska

Florida-Caribbean Cruise Association

Economic Impact of Cruise Tourism

! "##\$%&' (" %) (\* ' \$+ (, ' ' -. " /#(" 0(! " ' 0-1-2" 0-%&(3\$#0-%" 0-4%#(

! "\$%&' ( ) \* & % " + & , ) - \$ , + \$ % & . / ) O & + 1 \$ & ( " / + 2 , 2 ( " + 2 \* 3 & % \$ # + 2 \* " + 2 ) \* # 4 & + 1 \$ & 5 6 7 & " \* % & ) + 1 \$ / & # ) ' / , \$ # 4 & " \* & \$ # + 2 O " + \$ % & 8 9 : ; & O 2 - 2 ) \* & ( " ## \$ \* 3 \$ / # & < \$ / \$ & ) \* = ) / % & , / ' 2 # \$ & # 1 2 ( # & > ( " ## \$ \* 3 \$ / & " / 2 ? " - # @ & + 1 " + & , " - \$ % & " + & + 1 \$ & A B & ( " / + 2 , 2 ( " + 2 \* 3 & % \$ # + 2 \* " + 2 ) \* # 8 % ' / 2 \* 3 & + 1 \$ & 8 C D E F 8 C D B & , / ' 2 # \$ & G \$ " / & > \$ \$ & ! " # \$ % & ( : & H % % 2 \* 3 & + 1 \$ & D D : E & O 2 - 2 ) \* & , / \$ < & " / 2 ? " - # 4 & + 1 \$ & , / ' 2 # \$ & 2 \* % ' # + / G & = / ) ' 3 1 + & A ; : 8 & O 2 - 2 ) \* & ( " ## \$ \* 3 \$ / & " \* % & , / \$ < & " / 2 ? " - # & + ) & + 1 \$ & A B & ( " / + 2 , 2 ( " + 2 \* 3 & % \$ # + 2 \* " + 2 ) \* # 8 % ' / 2 \* 3 & + 1 \$ & 8 C D E F 8 C D B & , / ' 2 # \$ & G \$ " / & ;

I - \$ ? \$ \* & . & + 1 \$ & ( " / + 2 , 2 ( " + 2 \* 3 & % \$ # + 2 \* " + 2 ) \* # 4 & + 1 \$ & ! " 1 " O " # 4 & 5 ) J ' O \$ - 4 & + 1 \$ & K : L : & M 2 / 3 2 \* & N # - " \* % # 4 & L + : & O " " / P + \$ \* 4 & + 1 \$ & 5 " G O " \* & N # - " \* % # 4 & Q " O " 2 , " 4 & R ' \$ / + ) & S 2 , ) 4 & ! \$ - 2 J \$ 4 & + 1 \$ & 6 ' / T # & " \* % & 5 " 2 , ) # 4 & U ) \* % ' / " # & " \* % & L + : & V 2 + # & W & X \$ ? 2 # 4 & 1 " % & , ) O = 2 \* \$ % & ( " ## \$ \* 3 \$ / & " \* % & , / \$ < & " / 2 ? " - # 8 2 \* & \$ Y , \$ # # & ) . & D & O 2 - 2 ) \* : & 5 ) O = 2 \* \$ % 4 & + 1 \$ # \$ & \$ - \$ ? \$ \* & % \$ # + 2 \* " + 2 ) \* # 8 " , , ) ' \* + \$ % & . ) / & Z D & ( \$ / , \$ \* + & ) . & " - & ( " ## \$ \* 3 \$ / & " \* % & , / \$ < & " / 2 ? " - # & " O ) \* 3 & + 1 \$ & A B & % \$ # + 2 \* " + 2 ) \* # : # : H \* & \$ # + 2 O " + \$ % & D : : 9 & O 2 - 2 ) \* & ( " ## \$ \* 3 \$ / & " \* % & , / \$ < & " / 2 ? \$ % & " + & + 1 \$ & % \$ # + 2 \* " + 2 ) \* # & ) . & + 1 \$ & I " # + \$ / & 5 " / 2 = \$ \* 4 D E & E [ & ( \$ / , \$ \* + & ) . & + 1 \$ & + ) + " - & " / 2 ? " - # & " O ) \* 3 & + 1 \$ & A B & ( " / + 2 , 2 ( " + 2 \* 3 & % \$ # + 2 \* " + 2 ) \* # : & H \* ) + 1 \$ / & E : [ & O 2 - 2 ) \* & ( " ## \$ \* 3 \$ / & " \* % & , / \$ < & " / 2 ? \$ % & " + & + 1 \$ & L ) ' + 1 \$ / \* & 5 " / 2 = \$ \* D 9 & % \$ # + 2 \* " + 2 ) \* # 4 & D A & ( \$ / , \$ \* + & ) . & + 1 \$ & + ) + " - & " / 2 ? " - # : & \ 2 \* " - G 4 & + 1 \$ & % \$ # + 2 \* " + 2 ) \* # & ) . & + 1 \$ & ] \$ # + \$ / \* & 5 " / 2 = \$ \* D 9 & " , , ) ' \* + \$ % & . ) / & 8 D & ( \$ / , \$ \* + & ) . & + ) + " - & " / 2 ? " - # & < 2 + 1 & Z : ; & O 2 - 2 ) \* & ( " ## \$ \* 3 \$ / & " \* % & , / \$ < & " / 2 ? " - # & < 1 2 - \$ & Z : C & O 2 - 2 ) \* & ( " ## \$ \* P 3 \$ / # & " \* % & , / \$ < & " / 2 ? \$ % & " + & , / ' 2 # \$ & % \$ # + 2 \* " + 2 ) \* # 8 2 \* & O \$ Y 2 , ) 4 D 2 & D : & ( \$ / , \$ \* + & ) . & " - & " / 2 ? " - # & " O ) \* 3 & + 1 \$ & A B & ( " / + 2 , 2 ( " + 2 \* 3 & % \$ # + 2 \* " + 2 ) \* # : &

&  
&  
&

#####  
"#!\$%&' ( ) ! \* + & % , ) , ! % - ! ' ( , ! , ' + / 0 ! ( ) ! 1 2 , ' ) & 3 ! 4 2 & 5 5 ) 2 3 ! . 3 6 7 + / , ! ' ( ) ! - % 7 7 % 8 . 3 9 ! ' ) 3 ! / , ' . 3 2 ' . % 3 , : ! : 3 ' . < 9 + 2 = ! ' ( ) ! > 2 ( 2 ? 2 , = ! ' ( ) ! > & . ' , ( ! @ . & 9 . 3 ! A , 7 2 3 / , = ! ' ( ) ! B % ? . 3 . 6 2 3 ! C ) \* + 5 7 . 6 = ! D + 2 / ) 7 % + \* ) = ! E + ) & ' % ! C . 6 % = ! F ' G ! H . ' , = ! F ' G ! 2 2 & ' ) 3 = ! ' ( ) ! J + & K , ! L ! 4 2 . 6 % , ! 2 3 / ' ( ) ! M G F G ! @ . & 9 . 3 ! A , 7 2 3 / , G !  
"#!\$%&' ( ) ! \* + & % , ) , ! % - ! ' ( , ! & ) \* % & ! ' ( ) ! F % + ' ( ) & 3 ! 4 2 & 5 5 ) 2 3 ! . 3 6 7 + / , ! ' ( ) ! - % 7 7 % 8 . 3 9 ! ' ) 3 ! / , ' . 3 2 ' . % 3 , : ! : & + 5 2 = ! > 2 & 5 2 / % , = ! > % 3 2 . & ) = ! 4 + & 2 6 2 % = ! B % ? . 3 . 6 2 = ! D & ) 3 2 / 2 = ! I 2 & . 3 . 0 + ) = ! F ' G ! P + 6 . 2 ! 2 3 / ! J & 3 . 2 / ! L ! J % 5 2 9 % G !  
"#!\$%&' ( ) ! \* + & % , ) , ! % - ! ' ( , ! & ) \* % & ! ' ( ) ! R ) , ' ) & 3 ! 4 2 & 5 5 ) 2 3 ! . 3 6 7 + / , ! ' ( ) ! - % 7 7 % 8 . 3 9 ! ) . 9 ( ' ! / , ' . 3 2 ' . % 3 , : ! > ) 7 . S ) = ! ' ( ) ! 4 2 0 ? 2 3 ! A , 7 2 3 / , = 1 4 % 7 % ? 5 . 2 = 1 4 % , ' 2 ! C . 6 2 = ! D + 2 ' ) ? 2 ! 2 = ! T % 3 / + & 2 , = ! U 2 ? 2 . 6 2 ! 2 3 / ! V . 6 2 & 2 9 + 2 6 !  
"#!\$%&' ( ) ! \* + & % , ) , ! % - ! ' ( , ! & ) \* % & ! ' ( ) ! X . 6 ! / , ' . 3 2 ' . % 3 , ! 3 6 7 + / , ! ' ( ) ! - % 7 7 % 8 . 3 9 ! ) Y ) 3 ! / , ' . 3 2 ' . % 3 , : ! 4 2 5 % ! F 2 3 ! P + 6 2 , = 1 4 % , ' 2 ! 2 0 2 = 1 4 % S + ? ) 7 = ! 1 1 3 , ) 3 2 / 2 = ! I 2 5 2 ' 7 3 = ! E & % 9 & , % ! 2 3 / ! E + ) & ' % ! @ 2 7 2 & ' 2 6 !



# A Review of 2019 Cruise Ship Presence in Skagway, Alaska

Florida-Caribbean Cruise Association

Economic Impact of Cruise Tourism

! " # \$ % & ' ( ) \* + , - . / : ; < = > ? @ A B C D E F G H I J K L M N O P Q R S T U V W X Y Z [ \ ] ^ \_ ` { | } ~ ¡ ¢ £ ¤ ¥ ¦ § ¨ © ª « ¬ ® ¯ ° ± ² ³ ´ µ ¶ · ¸ ¹ º » ¼ ½ ¾ ¿

**Destinations**

- Antigua & Barbuda
- Aruba
- Bahamas \*1
- Barbados \*2
- Belize
- Bonaire
- British Virgin Islands
- Cabo San Lucas
- Cayman Islands
- Colombia \*2
- Costa Maya
- Costa Rica
- Cozumel
- Curacao
- Dominica
- Dominican Republic \*2
- Ensenada
- Grenada
- Guadeloupe \*2
- Guatemala
- Honduras
- Jamaica
- Martinique \*2
- Mazatlán
- Nicaragua
- Progreso
- Puerto Rico (San Juan) \*2
- Puerto Vallarta
- St. Kitts & Nevis
- St. Lucia
- St. Maarten
- Tobago
- Trinidad
- Turks and Caicos
- U. S. Virgin Islands

! " # \$ % & ' ( ) * + , - . / : ; < = > ? @ A B C D E F G H I J K L M N O P Q R S T U V W X Y Z [ \ ] ^ _ ` {   } ~ ¡ ¢ £ ¤ ¥ ¦ § ¨ © ª « ¬ ® ¯ ° ± ² ³ ´ µ ¶ · ¸ ¹ º » ¼ ½ ¾ ¿	* ' # " & + , #	- , . )	/( \$ ' 0)
Antigua & Barbuda	!!! # \$ % !	!!! & S ' % !	!!! ( \$ ) % !
Aruba	!!! * + % !	!!! & S # % !	!!! ( " \$ % !
Bahamas *1	S , " ) % !	& , + ) % !	" , # ) % !
Barbados *2	!!! ( & % !	!!! & - * % !	!!! # " \$ % !
Belize	!!! # - \$ % !	!!! S ' * % !	* , S S + % !
Bonaire	!!! * ( * % !	!!!! + - % !	!!! & & # % !
British Virgin Islands	!!! S + ' % !	!!! * S S % !	!!! + ( ) % !
Cabo San Lucas	!!! & S + % !	!!! * & S % !	!!! S " ( % !
Cayman Islands	* , ' * % !	!!! ' ) # % !	& & & % !
Colombia *2	!!! S S - % !	!!! * S ( % !	!!! + - " % !
Costa Maya	!!! + ) * % !	!!! * " " % !	!!! " " - % !
Costa Rica	!!! & * ' % !	!!! * * * % !	!!! S & ( % !
Cozumel	& , # - & % !	* , & & % !	+ , * # & % !
Curacao	!!! " + ' % !	!!! * # ' % !	!!! - + & % !
Dominica	!!! & " # % !	!!!! # S % !	!!! S " & % !
Dominican Republic *2	!!! " - % !	!!! * # - % !	!!! - - % !
Ensenada	!!! - ( % !	!!! & " + % !	!!! # S S % !
Grenada	!!! & S " % !	!!! * ) % !	!!! S S " % !
Guadeloupe *2	!!! S & * % !	!!! * * % !	!!! + S * % !
Guatemala	!!!! ( ' % !	!!!! + & % !	!!! * & # % !
Honduras	!!! ( ' % !	!!!! S S % !	* , & ) % !
Jamaica	* , + # % !	!!! " # - % !	& , ) # % !
Martinique *2	!!! & # + % !	!!! * ) & % !	!!! S # ' % !
Mazatlán	!!! * & * % !	!!!! + ' % !	!!! * ' % !
Nicaragua	!!!! + S % !	!!!! + ' % !	!!!! + # % !
Progreso	!!! S & * % !	!!! * * S % !	!!! + S " % !
Puerto Rico (San Juan) *2	* , + # % !	!!! " # % !	& , ) # % !
Puerto Vallarta	!!! & + ( % !	!!!! ( - % !	!!! S S ' % !
St. Kitts & Nevis	!!! - " % !	!!! & # ) % !	* , ) + % !
St. Lucia	!!! - ) % !	!!! & ' ' % !	!!! # S ' % !
St. Maarten	& , ) " % !	!!! - - % !	& , ( & - % !
Tobago	!!!! S ' % !	!!!! * S % !	!!!! + # % !
Trinidad	!!!! * & % !	!!!! - % !	!!!! * # % !
Turks and Caicos	!!! # - ' % !	!!! S ' & % !	* , S & # % !
U. S. Virgin Islands	& , ) S % !	!!! - # % !	& , ( & # % !

**All Destinations**

100) ! " # \$ % & ' ( ) \* + , - . / : ; < = > ? @ A B C D E F G H I J K L M N O P Q R S T U V W X Y Z [ \ ] ^ \_ ` { | } ~ ¡ ¢ £ ¤ ¥ ¦ § ¨ © ª « ¬ ® ¯ ° ± ² ³ ´ µ ¶ · ¸ ¹ º » ¼ ½ ¾ ¿

© ! " # \$ % & ' ( ) \* + , - . / : ; < = > ? @ A B C D E F G H I J K L M N O P Q R S T U V W X Y Z [ \ ] ^ \_ ` { | } ~ ¡ ¢ £ ¤ ¥ ¦ § ¨ © ª « ¬ ® ¯ ° ± ² ³ ´ µ ¶ · ¸ ¹ º » ¼ ½ ¾ ¿

# A Review of 2019 Cruise Ship Presence in Skagway, Alaska

Florida-Caribbean Cruise Association

Economic Impact of Cruise Tourism

! " # " \$ " % ! \$ & ' # ( ) ! \* \$

! "#\$%&'( (#&(#+,'-\$.#"/0(%)) (#"1#&'2#+,"0(%3#\*&(#(2"- \$""4# "1#&(%"4\*,'/5""4# "1#%,5'2(#  
 ""5,'2- #""#\*&(#(%"4" - '(2#"1#&(#+,\$,"%'+\$""46#7(2"4\$""423#\*&(#\$4\$8.2'2#9\$2#%"475%\*(7'4#\*9"  
 +&\$2(2:#!&(#1',2\*#+&\$2(#%"42'2'(7#"1#%"88(%"46#7\$\*\$#&\$%"587#/(#52(7#""#(2"- \$\*(#\*&(#7',(%#  
 2+(47'46#6(4(,\$(7#/.#%,5'2(2#4#(\$%&#1#&(#7(2"4\$""42:#!&'2#,(:5',(7#&\$<#

': 25,)(.2#/(#7(2'64(7#47#7'2',/5\*(7#1",#\*(#&+5,+2(#"1#"/\$'4'46#+\$22(46(,#\$47#%,(#  
 (=+(47"5,(#7\$\*\$#\*\$#(\$%&#"1#&(#7(2"4\$""423#

": 7\$\*\$#4#""\$8#+\$22(46(,#\$,,')\$82#\$47#+",\*#1((2#/(#%"88(%(7#1",#(\$%&#"1#&(#7(2"4\$""423#  
 \$47#

"": 7\$\*\$#4#+\$22(46(,#\$,,'462>#+5,%&\$2(2#1,"- #%"\$88/52'4(22(23#4%857'46#""5,#'+(,\$""2>#  
 \$47#+\$. - (4#"1#1((2#\$47#\*\$=(2#1",#+",\*\$47#4\$)'6\$""4#2(,)%2#/(#"/'\$4(7#1",- #\*&(#  
 %,5'2(#8'4(2:#

!&(#2(%"47#+&\$2(,#(:5',(7#&\$\*#(%"4" - '%#7\$\*\$3#25%&#2#4\$""4\$8#4%" - (#\$%"54'23#(- +8". - (4#  
 \$47#4%" - (#/(#%"88(%(7#1",#(\$%&#7(2"4\$""4#47#&\$\*#(%"4" - '%#'- +\$%"#- "7(82#/(#7( )8" + (7#&\$\*#  
 %"587#/(#52(7#""#(2"- \$\*(#\*&(#7',(%#47#47',(%#(- +8". - (4#\$47#4%" - (#6(4(,\$(7#/.#&(#%,5'2(  
 ""5,'2- #(=(47"5,(2#(2"- \$\*(7#4#&(#1',2\*#+&\$2(:#

!&(#1"88"9'46#2(%""42#7'2%522#&(#7\$\*\$#47#- (\*&"72#&\$\*#9(,(#(- +8". (7#4#/"#&+&\$2(2#"1#&'2#+,"0(%:#

' +, -. /, 0+\$12\$#1, /3\$456-+0\$#165-+. \$' 7809: -, 650+\$

!&(#""\$8#%,5'2(#""5,'2- #2+(47'46#/.#+\$22(46(,23#%,(#9#\$47#%,5'2(#8'4(2#2#\*#&(#2"5,%(#"1#&(#(%"?  
 4" - '%#%"4",'/5""4#"1#&(#%,5'2(#'4752",.#'4#(\$%&#7(2"4\$""4#@#\$#"4#2+(47'46#/.#(\$%&#6,"5+#  
 &\$7#""#/(#(2"- \$\*(7#1",- #25,)(.?)\$2(7#7\$\*\$#4#&(#%\$2(#"1#+\$22(46(,2#\$47#%,(#9#\$47#1",- #7\$\*\$  
 %"88(%(7#1",- #+",\*2#\$47#%,5'2(#8'4(2#4#&(#%\$2(#"1#%,5'2(#8'4(=(+(47"5,(2:#

\* 65; 0<+\$12\$=/++09>05+\$/9: \$450? \$

A\$22(46(,#\$47#%,(#9#25,)(.2#9(,(#7(2'64(7#""#%"88(%#7\$\*\$#1",#"42&".(#2+(47'46#\$47#)'2"#2\$""2?  
 1\$%""4#/.#/'#&+\$22(46(,2#\$47#%,(#9:#B!&(2(#25,)(.2#\$,(#%"4"4(7#4#&(#1"88"9'46#C++(47'=:D#  
 E&'8(#&(#%,(#9#25,)(.9\$22#8'6&8.#2&","(#,#&\$4#&(#+\$22(46(,#25,)(.3#/'#&#25,)(.2#9(,(#7(2'64(7#  
 ""#%"88(%#&(#1"88"9'46#41",- \$""4<#

- > &"5,2#2+(4#\$2&",>#
- > =(+(47"5,(2#/.#%\$(6",.3#4%857'46#2&".(#""5,23#1""7#F#/(,)(,6(23#8""&'463#(%>#
- > )'2'#2\$""21\$""43#4%857'46#2&".(#""5,3#1,(478'4(22# "1#,2'7(4'23#+,%(23#2&"+'463#  
 (%>#
- > 8'G(8'&"7#1#,(^5,4'46#1",#%#8\$47?/\$2(7#)\$\*\$""4>#\$47#
- > 7(- "6,\$+&'%#&\$,\$%\*(,'2"%23#4%857'46#%"54",.#"1#,2'7(4%(3#\$6(#6,"5+3#4%" - (3#(%:#



# A Review of 2019 Cruise Ship Presence in Skagway, Alaska

Florida-Caribbean Cruise Association

Economic Impact of Cruise Tourism

! " #S%& &-&( ) \* +S%, %- & " // %O1%2&# O- &( 2%3 &4526%7 /&#7&8%/, 9O", 9) O0&

**Destinations**

- Antigua & Barbuda
- Aruba
- Bahamas \*1
- Barbados \*2
- Belize
- Bonaire
- British Virgin Islands
- Cabo San Lucas
- Cayman Islands
- Colombia \*2
- Costa Maya
- Costa Rica
- Cozumel
- Curacao
- Dominica
- Dominican Republic \*2
- Ensenada
- Grenada
- Guadeloupe \*2
- Guatemala
- Honduras
- Jamaica
- Martinique \*2
- Mazatlán
- Nicaragua
- Progreso
- Puerto Rico (San Juan) \*2
- Puerto Vallarta
- St. Kitts & Nevis
- St. Lucia
- St. Maarten
- Tobago
- Trinidad
- Turks and Caicos
- U. S. Virgin Islands

! " #S%& &-&( ) *	+S%, %- & " // %O1%2&# O-	&( 2%3 &4526%7 /&#7&8%/, 9O", 9) O0&	/( \$' 0)
Antigua & Barbuda	!!!#S!	!!!%&! !	!!!#(S!
Aruba	%( ' S!	!!!*#(!	%)+' ' !
Bahamas *1	!!!&&S!	%) S(!	%)+' ' !
Barbados *2	%)%*" *!	!!!* , %!	%)#(!
Belize	%)' " (!	!!!, **!	%)* ' " !
Bonaire	%(S(!	!!!&&! !	,)' %(!
British Virgin Islands	!!!(' ' !	!!!% ' , !	!!!&" , !
Cabo San Lucas	%)* ' , !	!!!" S#!	,)' " %!
Cayman Islands	%)* , %!	!!!* (+!	%)SS#!
Colombia *2	%)* S&!	%)' * , !	,)' *#!
Costa Maya	!!!+&S!	!!!%&&%!	%)' ' ' ' !
Costa Rica	%)' &&! !	!!!+#! (!	,)S(#!
Cozumel	%)%%' !	!!!" " S!	%)++S!
Curacao	%)S&S!	!!!" +S!	,) ( ( , !
Dominica	%) , #S!	!!!&&*!	%)+(#!
Dominican Republic *2	%)* S" !	!!!S* ' !	%)##" !
Ensenada	!!!" (%!	!!!S+&! !	%) ( , S!
Grenada	%) ( (%!	!!!&*%!	%)# " , !
Guadeloupe *2	%) , *+!	!!!, , +!	%) (SS!
Guatemala	%) ( *#!	!!!% " " !	%)S%S!
Honduras	%)* ' &! !	!!! ( ( , !	%)" ( " !
Jamaica	%)' %" !	!!!#+, !	%)###!
Martinique *2	%)S*#!	!!!(' #!	,)' (+!
Mazatlán	%)* +#!	!!!, ( &! !	%)S* (!
Nicaragua	%)* (S!	!!!&*S!	%)++ , !
Progreso	%) ( ' , !	!!!% ' ' !	%)&' , !
Puerto Rico (San Juan) *2	,)S#S!	%)' &+!	*)" &(!
Puerto Vallarta	%)* , &! !	!!!*%S!	%)S(%!
St. Kitts & Nevis	%)' % , !	!!!" * &! !	,)' + " !
St. Lucia	%)%S" !	!!!, +#!	%) (&S!
St. Maarten	%)* +#!	%)* , (!	,)' %*!
Tobago	!!!#%' !	!!!* &+!	%) , S+!
Trinidad	!!!" &%!	!!!* " (!	%)% , &! !
Turks and Caicos	%) ( " &! !	!!!S+ " !	,) %S , !
U. S. Virgin Islands	%) , +&! !	!!!" ( ' !	,)' , &! !

**All Destinations**

Ⓞ! " #S%& &-&( ) \* +S%, %- & " // %O1%2&# O- &( 2%3 &4526%7 /&#7&8%/, 9O", 9) O0&  
 Ⓞ!6# ' S( ) \*+, - + \* #. \* / +! - / 74 - / ) !7418!, 4/194:9' - 88 - #) 184; \*, 4/1' / ( &\*! +8& +5!

# A Review of 2019 Cruise Ship Presence in Skagway, Alaska

Florida-Caribbean Cruise Association

Economic Impact of Cruise Tourism

! "# \$%&' ( ) \* + , - . / : ; < = > ? @ A B C D E F G H I J K L M N O P Q R S T U V W X Y Z [ \ ] ^ \_ ` { | } ~ ! " # \$ % & ' ( ) \* + , - . / : ; < = > ? @ A B C D E F G H I J K L M N O P Q R S T U V W X Y Z [ \ ] ^ \_ ` { | } ~

! "# \$%&' ( ) \* + , - . / : ; < = > ? @ A B C D E F G H I J K L M N O P Q R S T U V W X Y Z [ \ ] ^ \_ ` { | } ~

- > & " . . - \* + - ' % " \* , % # ' - O % " " ' ) 2 " 4 . 6 %
- > # ' 7 ) . - 8 ' - 4 " ( - , % & / ' ( % 3 - - . 9 % ) \* # 4 7 , ) \* + % & " . . - \* + - ' 8 : " . , % 3 - - . 9 % \* " 2 + " ( ) / \* % 3 - - . % " \* , % # \$ " + - . % 3 / ' % 7 ( 4 ) ( - . 9 % . 7 # \$ % " . % O " ( - ' 9 % & / O - ' % " \* , % . " \* ) ( " ; % . - ' 2 ) # - . 6 % " \* , %
- > & / ' ( % - < & 4 / ; < - \* ( % " \* , % O " + - . % = ( / ' 4 " \* , % # ' 7 ) . - 8 ' - 4 " ( - , > ? %

@ \$ - % & " . . - \* + - ' % " \* , % # ' - O % " " ' ) 2 " 4 . 6 % , " ( " % O - ' - % 7 . - , % " . % ( \$ - % : " . ) . % 3 / ' % - . ( ) < " ( ) \* + % / \* . \$ / ' - % 2 ) . ( ) / % 3 / % & " . . - \* + - ' . % " \* , % # ' - O ? % @ \$ - % # ' 7 ) . - 8 ' - 4 " ( - , % & / ' ( % 3 - - . % O - ' - % ) \* # 4 7 , - , % \* % ( \$ - % - . ( ) < " ( - . % / 3 % ) ' - # ( % # ' 7 ) . - 8 ' - 4 " ( - , % & - \* , ) \* + % ) \* % - " # \$ % , - . ( ) \* " ( ) / \* % A \* , % 3 ) \* " 4 ; 9 % ( \$ - % & / ' ( % - < & 4 / ; < - \* ( % " \* , % O " + - . % O - ' - % ) \* # 4 7 , - , % ) \* % ( \$ - % - . ( ) < " ( ) / \* % 3 ( \$ - % , ) ' - # ( % - < & 4 / ; < - \* ( % " \* , % O " + - . % ) < & " # ( . ; % . - . ( ) \* " ( ) / \* ? %

! "# \$%&' ( ) \* + , - . / : ; < = > ? @ A B C D E F G H I J K L M N O P Q R S T U V W X Y Z [ \ ] ^ \_ ` { | } ~

! "# \$%&' ( ) \* + , - . / : ; < = > ? @ A B C D E F G H I J K L M N O P Q R S T U V W X Y Z [ \ ] ^ \_ ` { | } ~

- > . \$ ) & % . ( / - . 9 % ) \* # 4 7 , ) \* + % 3 / / , % " \* , % : - 2 - " + - . % " \* , % \$ / ( - 4 % . 7 & & 4 ) - . 6 %
- > & / ' ( % 3 - - . 9 % ) \* # 4 7 , ) \* + % & 4 / ( ) \* + % " \* , % ( 7 + : / ' ( . % " \* , % 7 ( 4 ) ( ; % - ' 2 ) # - . % " \* , % & / ' ( " D - . 6 % " \* , %
- > ( \$ - % \* - ( % 2 " 4 7 - % / 3 % & " . . - \* + - ' . \$ / ' - % ( / 7 ' . % & " ) , % ( / % 4 / # " 4 ( / 7 / % & - " / ' . % " \* , % ( \$ - % \* 7 < 8 : - ' % / 3 % & " . . - \* + - ' . % & 7 # \$ % / 7 ' . ? %

@ \$ - % BCCA % < - < : - ' % # ' 7 ) . - 8 ' - 4 " ( - , % & / ' ( % 3 - - . % O - ' - % ) \* # 4 7 , - , % \* % ( \$ - % - . ( ) < " ( - . % / 3 % ) ' - # ( % # ' 7 ) . - 8 ' - 4 " ( - , % & - \* , ) \* + % ) \* % - " # \$ % , - . ( ) \* " ( ) / \* % A \* , % 3 ) \* " 4 ; 9 % ( \$ - % & / ' ( % - < & 4 / ; < - \* ( % " \* , % O " + - . % O - ' - % ) \* # 4 7 , - , % ) \* % ( \$ - % - . ( ) < " ( ) / \* % 3 ( \$ - % , ) ' - # ( % - < & 4 / ; < - \* ( % " \* , % O " + - . % ) < & " # ( . ; % . - . ( ) \* " ( ) / \* ? %

@ \$ - % # ' 7 ) . - 8 ' - 4 " ( - , % & / ' ( % 3 - - . % O - ' - % ) \* # 4 7 , - , % \* % ( \$ - % - . ( ) < " ( - . % / 3 % ) ' - # ( % # ' 7 ) . - 8 ' - 4 " ( - , % & - \* , ) \* + % ) \* % - " # \$ % , - . ( ) \* " ( ) / \* % A \* , % 3 ) \* " 4 ; 9 % ( \$ - % & / ' ( % - < & 4 / ; < - \* ( % " \* , % O " + - . % O - ' - % ) \* # 4 7 , - , % ) \* % ( \$ - % - . ( ) < " ( ) / \* % 3 ( \$ - % , ) ' - # ( % - < & 4 / ; < - \* ( % " \* , % O " + - . % ) < & " # ( . ; % . - . ( ) \* " ( ) / \* ? %

@ \$ - % 2 " ) / 7 . % & / ' ( % 3 - - . % " \* , % & " . . - \* + - ' % # / 7 \* ( . % O - ' - % " + - ' + " ( - , % # ' / . . % # ' 7 ) . - 8 ' - 4 " ( - , % & / ' ( % 3 - - . % O - ' - % ) \* # 4 7 , - , % \* % ( \$ - % - . ( ) < " ( - . % / 3 % ) ' - # ( % # ' 7 ) . - 8 ' - 4 " ( - , % & - \* , ) \* + % ) \* % - " # \$ % , - . ( ) \* " ( ) / \* % A \* , % 3 ) \* " 4 ; 9 % ( \$ - % & / ' ( % - < & 4 / ; < - \* ( % " \* , % O " + - . % O - ' - % ) \* # 4 7 , - , % ) \* % ( \$ - % - . ( ) < " ( ) / \* % 3 ( \$ - % , ) ' - # ( % - < & 4 / ; < - \* ( % " \* , % O " + - . % ) < & " # ( . ; % . - . ( ) \* " ( ) / \* ? %

were used to estimate cruise lines' purchases of food and beverages and other supplies in each , - . ( ) \* " ( ) / \* ? %



# A Review of 2019 Cruise Ship Presence in Skagway, Alaska

! "#\$%&'()\*+,-./:;<=>?@A B C D E F G H I J K L M N O P Q R S T U V W X Y Z [ \ ] ^ \_ ` { | } ~ ¡ ¢ £ ¤ ¥ ¦ § ¨ © ª « ¬ ® ¯ ° ± ² ³ ´ µ ¶ · ¸ ¹ º » ¼ ½ ¾ ¿

- 8' . \$99''' &): " (%12" &+) <' &=)
- >' , +. &.) 8' . \$99''' &.) 8" &+.' () <' &=)
- >/%&%24/8%22\$, %&.)?'+\$&@2". \$/' )' &\*)+5"') 8' . \$99''' &.) A>8?@8BC)

D&+." &'+\$%&' ()\*\*+', %-. /." )O". "-, "\*)\$&2%, +/' , , )+%)\*\*"; "(%1)/%&, \$, +&+)2"" , -." )%6) E: F3) #G #." #'+"")21(42"&+) &\*)O' #'"\$&/%2", )' / .% , , ) (O\*\* , +\$&'+\$%&, )' &\*)\$&/(-\*\*\*)+5"')6%(O\$&#7)

- H5")D&+." &'+\$%&' ()1 %&"+'. 4)J-&\*)AD1 JB)
- H5")K%. (\* )<' &=)
- H5")8D@J' /+)<%%&=C)

L+\$(S\$&#)' (O%6)+5", ")\*'+3') , "+)%6"/%&%24/)\$21' /+2%\*(, )O". ")\*"; "(%1"\*6%.)"" /5)\*", +\$&'+\$%&C) H5", ")\*2%\*(, )\$&/(-\*\*\*)E: F3)"21(42"&+) &\*)O' #'"\$, +\$2'+", )6%)" /5)\*", +\$&'+\$%&' &\*)O". "-, "\*) \$&)+5"") , +\$2'+\$%&)%6)\*", +\$&'+\$%&G, 1"/\$6\$/)"/%&%24/)\$2-(+51(\$". ) 94)2" %.) \$&\*-. , +\$' (, ) /+%, , 3) \$C" C3) ' #. \$ /- (+-. "3)21\$&#3)2' &-6' /+-. \$&#3)H5", ")\*2%\*(, )O". ")\*"; "#&#\*\*\*)+%) . "6(" /+)+5"") /%&%24/), +. /+-. " )%6)" /5)\*", +\$&'+\$%&3)\$&/(-\*\$&#)+5"')\$&\*-. , +\$' (/21%, \$+\$%&)%6)E: F3)+5"')O' #'", 5'. " )%6)E: F)94)\$&\*-. , G +. 4) ' &\*)+5""); ". ' #")O' #'")94)\$&\*-. , +. 43) , )O' ( ( ' , 3)+5""). "( '+\$; " )\$21%. +& /" )%6)\$21%. +, )+%) "" /5) "/%&%24C@, ' )". "-, (+3)\*\$. "/+)' &\*)+#+ ( )"21(42"&+) &\*)O' #'"\$21' /+ , )O". ")\*"; "(%1"\*6%.)"" /5) \*\* , +\$&'+\$%&C)

H5", " )"/%&%24/)\$21' /+2%\*(, )O". ")\*"; "(%1)\*6%.)"" /5)\*", +\$&'+\$%&C) entation of each destination's economy and O". "-, "\*)+%)", +\$2'+)+5"')6(O%6)+5"')+#+ ( )cruise tourism expenditures through each destination's "/%&%24C)H5")01"&\*\$+-. , )%6)+5"')1' , " &#". , 3) /." O' &\*) /- , \$) (\$& , )5' ; " )' ! "#\$%&'()\*+,-./:;<=>?@A B C D E F G H I J K L M N O P Q R S T U V W X Y Z [ \ ] ^ \_ ` { | } ~ ¡ ¢ £ ¤ ¥ ¦ § ¨ © ª « ¬ ® ¯ ° ± ² ³ ´ µ ¶ · ¸ ¹ º » ¼ ½ ¾ ¿

@&)\$21%. +&+) ' , 1"/+)%6)+5" , " )2%\*(, )\$ , +5" ) . (" )%6)\$21%. +, C) D21%. +, )' /+)' , )' (" ' = #' #") +) +5" ) 2-(+51(\$". )1.% /" , , C)H5- , 3)+5"')# . " ' +. . )+5" ) . "( '+\$; " )\$21%. +& /" )%6)\$21%. +, )+%)' &)" /%&%24)+5" , 2' (( " . " )+5"')\$&\*\$\$. "/+)\$21' /+ , ) . "( '+\$; " )+%) +5"')\*\$\$. "/+)\$21' /+ , C)H5" , \$M" )%6)+5"')\$&\*\$\$. "/+)" /%&%24/)\$21' /+ , ) . "( '+\$; " )+%) +5"')\*\$\$. "/+)\$21' /+ , )\$ , )1' +\$' ((4)\*"+. 2\$&"\*)94)+5"')\*# . " )%6)" /%&%24/)\*"; "(%12"&+)\$&)" 1' , +\$ /- ( " ) /%&%24C)H5\$ , )% /- , . )9' /- , " )2% . " )"; "(%1"\*\*) /%&%24\$ , )\$21%. +)1.% 1%. +\$%&' + (4)6" O . ) #%%%\* , )O5\$/5). " \* - /" . ) (" ' = #' #") +) +5" ) . "/%&%24\$ , C)J% . ) " O' 21("3)\$&' &' (4 , " ) /%&%24/)+5"')94) <! >@ %6)+5"") /%&%24/)\$21' /+)%6)+5" ) /- , \$) \$&\*-. , +. 4)\$&)+5"')L&#\*\*\*)Q+ + , , 3)+5"')\$&\*\$\$. "/+)"21(42"&+)2G 1' /+ , )O". " ) &#". (4)RS)1". /" &+)\$5\$#5". )+5' &)+5"')\*\$\$. "/+)\$21' /+ , 3). " , -(+&#)\$&)' &)\$21(\$/+) "21(42"&+) 2-(+51(\$". )%6)TCRC)D&)" /5)%6)+5" ) \* , +\$&'+\$%&, )' &' (4M"\*)6%. )+5\$ , ) , +\*43)+5"')\$&\*\$\$. "/+)\$21' /+ , )O". " ) ' (O' 4 , ) , 2' (( " . )+5' &)+5"')\*\$\$. "/+)\$21' /+ , C)H5\$ , )\$ , ) \* - )+%) +5" ) . "( '+\$; " (4)5\$#5)1.% 1%. +\$%&)%6)\$21%. +\*")

# A Review of 2019 Cruise Ship Presence in Skagway, Alaska

Florida-Caribbean Cruise Association

Economic Impact of Cruise Tourism

! " " # \$ % & ' # % \$ ( ) \* + , ( \$ % ' % - . ( \$ % ( , " " " / + ( \$ 0 % 1 \$ % & % , " " ' \$ ( 2 3 ( ' , ( 4 % - . ( % + / 5 6 , + % ( / 5 6 " 7 / ( ' - % & ' # % 8 & ! ( % / 3 6 + 5 6 ( ) \$ % 0 " ) % ( & , . % # ( \$ - + ' & - + " ' % 8 ( ) % 6 ( \$ \$ % . & ' % 0 ; 0 %

! " " # \$ % & ' ( - 0 ) \* + + # \$ , # - ( \* \$ % ( . - # / ( 0 1 - 2 # 3 + (

< & / 5 6 ( \$ % ' 9 % . ( % 5 & \$ \$ ( ' ! ( ) % - > ) & ' \$ + % & ' # % ? " / ( 5 " ) - @ % & ' # % ) ( 8 % \$ 3 ) \* ( 7 \$ % 0 " 6 6 " 8 0 %



# A Review of 2019 Cruise Ship Presence in Skagway, Alaska

Florida-Caribbean Cruise Association

Economic Impact of Cruise Tourism

Page 1 of 2

Antigua - Transit

## CONFIDENTIAL CRUISE PASSENGER SURVEY

Welcome back from your visit to Antigua, we hope you had an enjoyable onshore experience. The Florida-Caribbean Cruise Association (FCCA) and the cruise destinations of the Caribbean, Central America and Mexico are conducting surveys of cruise passengers who have visited these destinations. The objective of this survey is to provide information to the FCCA and the cruise destinations that will allow them to enhance visitors' experiences and quantify the contribution of cruise passengers to the economies of each destination. **The survey should only take a few minutes to complete and your responses will be held in strict confidence.**

Please record the date of your cruise ship's call at Antigua: Day(dd)\_\_\_\_ Month(mm)\_\_\_\_ Year (yy)\_\_\_\_ (Numbers please)

Q1. Please check the name of the cruise line you are sailing with:

- Aida  Carnival  Celebrity  Costa  Disney  Holland America  MSC  Norwegian  
 Princess  P&O  Regent Seven Seas  Royal Caribbean  Seabourn  TUI

Q2. Including yourself, how many people are staying in **your cabin/(stateroom)?**  1  2  3  4  5  6+

Q3. Is this your first visit to Antigua?  Yes  No

If "No", how many times have you visited before?  1  2  3  4  5  6  7  8  9  10  11  12+

Q4. How many hours did you spend ashore during your cruise call at Antigua today?

- 0  1  2  3  4  5  6  7  8  9  10  11  12+ (If 0, Go to Q17 on back)

Q5. Did you purchase a tour (or tours) during your visit in Antigua?  Yes (Continue)  No (If No, Go to Q.10)

Q6. How did you purchase this/these tour(s)?

- Onboard the cruise ship  From the cruise line over the Internet  Onshore from a tour operator  
 From a travel agent  Other (Explain) \_\_\_\_\_

Q7. In total, how much did you pay for this/these tour(s) (in US \$)? \$ \_\_\_\_\_ (Whole dollars only)

Number of people included in this/these purchase(s):  1  2  3  4  5  6  7  8  9  10+

Q8a. How many hours did you spend on the first tour?  1  2  3  4  5  6  7  8  9  10+

Q8b. If more than one tour, how many hours did you spend on the second tour?  1  2  3  4  5  6  7  8  9  10+

Q9. Which of the following best describes this/these tour(s):  Shopping tour  Guided tour of island historical and cultural sites

- City center tour  Land-based activity tour  Marine-based activity tour  Other (Explain) \_\_\_\_\_

Q10. Did you make any purchases (excluding your shore excursion) during your onshore visit in Antigua today?

- Yes (Continue)  No (If No, Go to Q13 on back)

Q11. How much in total (excluding shore excursions) did all persons in your cabin spend in Antigua today (in US \$)?

\$ \_\_\_\_\_ (Whole dollars only)

Q12. Please record the value of all purchases (in US \$) that all persons in **your cabin** made during your **on-shore visit** to Antigua today.

**\* Do not include the cost of tours nor goods and services that were purchased onboard the cruise ship. (Enter whole dollars).**

Food and beverages at restaurants and bars:	\$ _____	Telephone & Internet Communications:	\$ _____
Taxis/Ground Transportation: (Do not include cost of sightseeing tours)	\$ _____	Local Crafts and Souvenirs:	\$ _____
Retail Purchases of Watches & Jewelry:	\$ _____	Retail Purchases of Liquor:	\$ _____
Retail Purchases of Clothing (incl. T-shirts):	\$ _____	Retail Purchases of Electronics:	\$ _____
Entertainment Venues/Nightclubs/Casinos:	\$ _____	Any Other Purchases:	\$ _____
Retail Purchases of Perfumes & Cosmetics:	\$ _____		

Page 2 of 2

Antigua - Transit

Business Research and Economic Advisors

Page 33

!

# A Review of 2019 Cruise Ship Presence in Skagway, Alaska

Florida-Caribbean Cruise Association

Economic Impact of Cruise Tourism

Q13. On a scale of 1 to 10, how satisfied were you with each of the following in Antigua?

(Extremely satisfied = 10 ..... 1 = Not at all satisfied)

Initial Shoreside welcome:	<input type="checkbox"/> 10	<input type="checkbox"/> 9	<input type="checkbox"/> 8	<input type="checkbox"/> 7	<input type="checkbox"/> 6	<input type="checkbox"/> 5	<input type="checkbox"/> 4	<input type="checkbox"/> 3	<input type="checkbox"/> 2	<input type="checkbox"/> 1	<input type="checkbox"/> 0 Not applicable
Guided Tour:	<input type="checkbox"/> 10	<input type="checkbox"/> 9	<input type="checkbox"/> 8	<input type="checkbox"/> 7	<input type="checkbox"/> 6	<input type="checkbox"/> 5	<input type="checkbox"/> 4	<input type="checkbox"/> 3	<input type="checkbox"/> 2	<input type="checkbox"/> 1	<input type="checkbox"/> 0 Not applicable
Shopping Experience:	<input type="checkbox"/> 10	<input type="checkbox"/> 9	<input type="checkbox"/> 8	<input type="checkbox"/> 7	<input type="checkbox"/> 6	<input type="checkbox"/> 5	<input type="checkbox"/> 4	<input type="checkbox"/> 3	<input type="checkbox"/> 2	<input type="checkbox"/> 1	<input type="checkbox"/> 0 Not applicable
Historic Sites/Museums:	<input type="checkbox"/> 10	<input type="checkbox"/> 9	<input type="checkbox"/> 8	<input type="checkbox"/> 7	<input type="checkbox"/> 6	<input type="checkbox"/> 5	<input type="checkbox"/> 4	<input type="checkbox"/> 3	<input type="checkbox"/> 2	<input type="checkbox"/> 1	<input type="checkbox"/> 0 Not applicable
Variety of things to see and do:	<input type="checkbox"/> 10	<input type="checkbox"/> 9	<input type="checkbox"/> 8	<input type="checkbox"/> 7	<input type="checkbox"/> 6	<input type="checkbox"/> 5	<input type="checkbox"/> 4	<input type="checkbox"/> 3	<input type="checkbox"/> 2	<input type="checkbox"/> 1	<input type="checkbox"/> 0 Not applicable
Friendliness of the residents:	<input type="checkbox"/> 10	<input type="checkbox"/> 9	<input type="checkbox"/> 8	<input type="checkbox"/> 7	<input type="checkbox"/> 6	<input type="checkbox"/> 5	<input type="checkbox"/> 4	<input type="checkbox"/> 3	<input type="checkbox"/> 2	<input type="checkbox"/> 1	<input type="checkbox"/> 0 Not applicable
Overall shopping experience:	<input type="checkbox"/> 10	<input type="checkbox"/> 9	<input type="checkbox"/> 8	<input type="checkbox"/> 7	<input type="checkbox"/> 6	<input type="checkbox"/> 5	<input type="checkbox"/> 4	<input type="checkbox"/> 3	<input type="checkbox"/> 2	<input type="checkbox"/> 1	<input type="checkbox"/> 0 Not applicable
Courtesy of employees:	<input type="checkbox"/> 10	<input type="checkbox"/> 9	<input type="checkbox"/> 8	<input type="checkbox"/> 7	<input type="checkbox"/> 6	<input type="checkbox"/> 5	<input type="checkbox"/> 4	<input type="checkbox"/> 3	<input type="checkbox"/> 2	<input type="checkbox"/> 1	<input type="checkbox"/> 0 Not applicable
Variety of Shops:	<input type="checkbox"/> 10	<input type="checkbox"/> 9	<input type="checkbox"/> 8	<input type="checkbox"/> 7	<input type="checkbox"/> 6	<input type="checkbox"/> 5	<input type="checkbox"/> 4	<input type="checkbox"/> 3	<input type="checkbox"/> 2	<input type="checkbox"/> 1	<input type="checkbox"/> 0 Not applicable
Overall Prices:	<input type="checkbox"/> 10	<input type="checkbox"/> 9	<input type="checkbox"/> 8	<input type="checkbox"/> 7	<input type="checkbox"/> 6	<input type="checkbox"/> 5	<input type="checkbox"/> 4	<input type="checkbox"/> 3	<input type="checkbox"/> 2	<input type="checkbox"/> 1	<input type="checkbox"/> 0 Not applicable
Taxis/Local Transportation:	<input type="checkbox"/> 10	<input type="checkbox"/> 9	<input type="checkbox"/> 8	<input type="checkbox"/> 7	<input type="checkbox"/> 6	<input type="checkbox"/> 5	<input type="checkbox"/> 4	<input type="checkbox"/> 3	<input type="checkbox"/> 2	<input type="checkbox"/> 1	<input type="checkbox"/> 0 Not applicable
Overall visit in Antigua:	<input type="checkbox"/> 10	<input type="checkbox"/> 9	<input type="checkbox"/> 8	<input type="checkbox"/> 7	<input type="checkbox"/> 6	<input type="checkbox"/> 5	<input type="checkbox"/> 4	<input type="checkbox"/> 3	<input type="checkbox"/> 2	<input type="checkbox"/> 1	<input type="checkbox"/> 0 Not applicable

Q14. Overall, and on a scale of 1 to 10, how did your visit to Antigua meet your prior expectations?

Greatly Exceeded  10  9  8  7  6  5  4  3  2  1 Fell far short

Q15. Based upon your experience in Antigua today, on a scale of 1 to 10 how likely are you to return to Antigua for a land-based or resort vacation within the next three years?

Extremely likely  10  9  8  7  6  5  4  3  2  1 Not at all likely

Q16. Based upon your experience in Antigua today, on a scale of 1 to 10 how likely are you recommend a land-based or resort vacation in Antigua to family and friends?

Extremely likely  10  9  8  7  6  5  4  3  2  1 Not at all likely

The following are to better understand demographic characteristics of cruise passenger visitors at each destination.

Q17. How many **persons in your cabin** are: Male:  0  1  2  3  4  5 Female:  0  1  2  3  4  5

Q18. How many persons in your cabin are in each age group? (Leave Blank if "0")

**Under 15:**  1  2  3  4  5+    **15 to 24:**  1  2  3  4  5+    **25 to 44:**  1  2  3  4  5+  
**45 to 64:**  1  2  3  4  5+    **65+:**  1  2  3  4  5+

Q19. Where is your permanent place of residence?  US  Canada  UK  Germany  Other \_\_\_\_\_(specify)

If the US/Canada, which state/province? \_\_\_\_\_ (please use 2 letter abbreviation)

Q20. Approximately, what is your annual gross (pre-tax) household income (in U.S. dollars)?

<input type="checkbox"/> Under \$50,000	<input type="checkbox"/> \$50,000 to \$74,999	<input type="checkbox"/> \$75,000 to \$99,999
<input type="checkbox"/> \$100,000 to \$149,999	<input type="checkbox"/> \$150,000 to \$199,999	<input type="checkbox"/> \$200,000 or more

# A Review of 2019 Cruise Ship Presence in Skagway, Alaska

Florida-Caribbean Cruise Association

Economic Impact of Cruise Tourism

Page 1 of 2

Puerto Rico – Homeport

## CONFIDENTIAL CRUISE PASSENGER SURVEY

Welcome to Puerto Rico, we hope you had an enjoyable experience. The Florida- Caribbean Cruise Association (FCCA) and the cruise destinations of the Caribbean, Central America and Mexico are conducting surveys of cruise passengers who have visited these destinations. The objective of this survey is to provide information to the FCCA and the cruise destinations that will allow them to enhance visitors' experiences and quantify the contribution of cruise passengers to the economies of each destination. **The survey should only take a few minutes to complete and your responses will be held in strict confidence.**

Please record the date of your cruise ship's call at Puerto Rico: Day(dd)\_\_\_\_ Month(mm)\_\_\_\_ Year (yy)\_\_\_\_ (Numbers please)

Q1. Please check the name of the cruise line you are sailing with:

- Aida  Carnival  Celebrity  Costa  Disney  Holland America  MSC  Norwegian  
 Princess  P&O  Regent Seven Seas  Royal Caribbean  Seabourn  TUI

Q2. Including yourself, how many people are staying in your cabin/(stateroom)?  1  2  3  4  5+

Q3. Did you begin your cruise vacation in Puerto Rico, or did you begin your cruise at some other port?

- Boarded in Puerto Rico (**Continue**)  Began at another Port (**If you boarded at another port, Go to Q7**)

Q4. Are you a resident of Puerto Rico?  Yes (**If Yes, Go to Q14**)  No (**Continue**)

Q5. How many nights both prior to and following your cruise will you spend in Puerto Rico?

- Pre-cruise stay:  0  1  2  3  4  5+ nights Post-cruise stay:  0  1  2  3  4  5+ nights

(**If 0 for both, Go to Q7**)

Q6. In what type of accommodations are you staying while in Puerto Rico?

- Hotel  Other paid accommodation  With friends or relatives  Other arrangements

Q7. Is this your first visit to Puerto Rico?  Yes  No

If "No", how many times have you visited before?  1  2  3  4  5  6  7  8  9  10+

Q8. How many hours did you spend ashore during your cruise call at Puerto Rico today?

- 0  1  2  3  4  5  6  7  8  9  10  11  12+ (**If 0, Go to Q21 on back**)

Q9. Did you purchase a tour(s) prior to your cruise?  Yes  No (**If No, Go to Q14**)

Q10. How did you purchase this/these tour(s)?

- Onboard the cruise ship  From the cruise line prior to the cruise  Onshore from a tour operator  
 From a travel agent  Did not purchase a tour/toured on my own  Other (Explain) \_\_\_\_\_

Q11. In total, how much did you pay for this/these tour(s) (in US\$)? \$ \_\_\_\_\_

Number of people included in this purchase:  1  2  3  4  5  6  7  8  9  10+

Q12a. How many hours did you spend on the first tour?  1  2  3  4  5  6  7  8  9  10+

Q12b. If more than one tour, how many hours did you spend on the second tour?  1  2  3  4  5  6  7  8  9  10+

Q13. Which of the following best describes this tour:  Shopping tour  Guided tour of island historical and cultural sites

- City center tour  Land-based activity tour  Marine-based activity tour  Other (Explain) \_\_\_\_\_

Q14. Did you make any purchases in Puerto Rico during your onshore visit or prior to your cruise?

- Yes  No (**If No, Go to Q17 on back**)

Q15. How much in total did all persons in **your cabin** spend (in US\$) in Puerto Rico during your onshore visit, or prior to your cruise?

\$ \_\_\_\_\_ (**Whole US\$ only**)

Q16. Please record the value of all purchases (in US\$) that all persons in **your cabin** made in Puerto Rico during your **on-shore visit or** prior to your cruise. **\* Do not include the cost of tours nor goods and services that were purchased onboard the cruise ship. (Enter whole dollars).**

Food and beverages at restaurants and bars:	\$ _____	Accommodations:	\$ _____
Taxis/Ground Transportation:	\$ _____	Telephone & Internet Communications:	\$ _____
(Do not include cost of sightseeing tours)	\$ _____	Local Crafts and Souvenirs:	\$ _____
Retail Purchases of Watches & Jewelry:	\$ _____	Retail Purchases of Liquor:	\$ _____
Retail Purchases of Clothing (incl. T-shirts):	\$ _____	Retail Purchases of Electronics:	\$ _____
Entertainment Venues/Nightclubs/Casinos:	\$ _____	Any Other Purchases	\$ _____
Retail Purchases of Perfumes & Cosmetics:	\$ _____		

Page 2 of 2

Puerto Rico – Homeport

Business Research and Economic Advisors

Page 35

!

# A Review of 2019 Cruise Ship Presence in Skagway, Alaska

Florida-Caribbean Cruise Association

Economic Impact of Cruise Tourism

Q17. On a scale of 1 to 10, how satisfied were you with each of the following in Puerto Rico?

(Extremely satisfied = 10 ..... 1 = Not at all satisfied)

Accommodations:	<input type="checkbox"/> 10	<input type="checkbox"/> 9	<input type="checkbox"/> 8	<input type="checkbox"/> 7	<input type="checkbox"/> 6	<input type="checkbox"/> 5	<input type="checkbox"/> 4	<input type="checkbox"/> 3	<input type="checkbox"/> 2	<input type="checkbox"/> 1	<input type="checkbox"/> 0 Not applicable
Guided Tour:	<input type="checkbox"/> 10	<input type="checkbox"/> 9	<input type="checkbox"/> 8	<input type="checkbox"/> 7	<input type="checkbox"/> 6	<input type="checkbox"/> 5	<input type="checkbox"/> 4	<input type="checkbox"/> 3	<input type="checkbox"/> 2	<input type="checkbox"/> 1	<input type="checkbox"/> 0 Not applicable
Shopping Experience:	<input type="checkbox"/> 10	<input type="checkbox"/> 9	<input type="checkbox"/> 8	<input type="checkbox"/> 7	<input type="checkbox"/> 6	<input type="checkbox"/> 5	<input type="checkbox"/> 4	<input type="checkbox"/> 3	<input type="checkbox"/> 2	<input type="checkbox"/> 1	<input type="checkbox"/> 0 Not applicable
Historic Sites/Museums:	<input type="checkbox"/> 10	<input type="checkbox"/> 9	<input type="checkbox"/> 8	<input type="checkbox"/> 7	<input type="checkbox"/> 6	<input type="checkbox"/> 5	<input type="checkbox"/> 4	<input type="checkbox"/> 3	<input type="checkbox"/> 2	<input type="checkbox"/> 1	<input type="checkbox"/> 0 Not applicable
Variety of things to see and do:	<input type="checkbox"/> 10	<input type="checkbox"/> 9	<input type="checkbox"/> 8	<input type="checkbox"/> 7	<input type="checkbox"/> 6	<input type="checkbox"/> 5	<input type="checkbox"/> 4	<input type="checkbox"/> 3	<input type="checkbox"/> 2	<input type="checkbox"/> 1	<input type="checkbox"/> 0 Not applicable
Friendliness of the residents:	<input type="checkbox"/> 10	<input type="checkbox"/> 9	<input type="checkbox"/> 8	<input type="checkbox"/> 7	<input type="checkbox"/> 6	<input type="checkbox"/> 5	<input type="checkbox"/> 4	<input type="checkbox"/> 3	<input type="checkbox"/> 2	<input type="checkbox"/> 1	<input type="checkbox"/> 0 Not applicable
Overall shopping experience:	<input type="checkbox"/> 10	<input type="checkbox"/> 9	<input type="checkbox"/> 8	<input type="checkbox"/> 7	<input type="checkbox"/> 6	<input type="checkbox"/> 5	<input type="checkbox"/> 4	<input type="checkbox"/> 3	<input type="checkbox"/> 2	<input type="checkbox"/> 1	<input type="checkbox"/> 0 Not applicable
Courtesy of employees:	<input type="checkbox"/> 10	<input type="checkbox"/> 9	<input type="checkbox"/> 8	<input type="checkbox"/> 7	<input type="checkbox"/> 6	<input type="checkbox"/> 5	<input type="checkbox"/> 4	<input type="checkbox"/> 3	<input type="checkbox"/> 2	<input type="checkbox"/> 1	<input type="checkbox"/> 0 Not applicable
Variety of Shops:	<input type="checkbox"/> 10	<input type="checkbox"/> 9	<input type="checkbox"/> 8	<input type="checkbox"/> 7	<input type="checkbox"/> 6	<input type="checkbox"/> 5	<input type="checkbox"/> 4	<input type="checkbox"/> 3	<input type="checkbox"/> 2	<input type="checkbox"/> 1	<input type="checkbox"/> 0 Not applicable
Overall Prices:	<input type="checkbox"/> 10	<input type="checkbox"/> 9	<input type="checkbox"/> 8	<input type="checkbox"/> 7	<input type="checkbox"/> 6	<input type="checkbox"/> 5	<input type="checkbox"/> 4	<input type="checkbox"/> 3	<input type="checkbox"/> 2	<input type="checkbox"/> 1	<input type="checkbox"/> 0 Not applicable
Taxis/Local Transportation:	<input type="checkbox"/> 10	<input type="checkbox"/> 9	<input type="checkbox"/> 8	<input type="checkbox"/> 7	<input type="checkbox"/> 6	<input type="checkbox"/> 5	<input type="checkbox"/> 4	<input type="checkbox"/> 3	<input type="checkbox"/> 2	<input type="checkbox"/> 1	<input type="checkbox"/> 0 Not applicable
Overall visit in Puerto Rico:	<input type="checkbox"/> 10	<input type="checkbox"/> 9	<input type="checkbox"/> 8	<input type="checkbox"/> 7	<input type="checkbox"/> 6	<input type="checkbox"/> 5	<input type="checkbox"/> 4	<input type="checkbox"/> 3	<input type="checkbox"/> 2	<input type="checkbox"/> 1	<input type="checkbox"/> 0 Not applicable

Q18. Overall, and on a scale of 1 to 10, how did your visit to Puerto Rico meet your prior expectations?

Greatly exceeded  10  9  8  7  6  5  4  3  2  1 Fell far short

Q19. Based upon your experience in Puerto Rico today, on a scale of 1 to 10 how likely are you to return to Puerto Rico for a land-based or resort vacation within the next three years?

Extremely likely  10  9  8  7  6  5  4  3  2  1 Not at all likely

Q20. Based upon your experience in Puerto Rico today, on a scale of 1 to 10 how likely are you recommend a land-based or resort vacation in Puerto Rico to family and friends?

Extremely likely  10  9  8  7  6  5  4  3  2  1 Not at all likely

**The following are to better understand demographic characteristics of cruise passenger visitors at each destination.**

Q21. How many **persons in your cabin** are: Male:  0  1  2  3  4  5 Female:  0  1  2  3  4  5

Q22. How many persons in your cabin are in each age group? (Leave Blank if "0")

**Under 15:**  1  2  3  4  5+    **15 to 24:**  1  2  3  4  5+    **25 to 44:**  1  2  3  4  5+  
**45 to 64:**  1  2  3  4  5+    **65+:**  1  2  3  4  5+

Q23. Where is your permanent place of residence?  US  Canada  UK  France  Other \_\_\_\_\_(specify)

If the US/Canada, which state/province? \_\_\_\_\_ (please use 2 letter abbreviation)

Q24. Approximately, what is your annual gross (pre-tax) household income (in U.S. dollars)?

<input type="checkbox"/> Under \$50,000	<input type="checkbox"/> \$50,000 to \$74,999	<input type="checkbox"/> \$75,000 to \$99,999
<input type="checkbox"/> \$100,000 to \$149,999	<input type="checkbox"/> \$150,000 to \$199,999	<input type="checkbox"/> \$200,000 or more

# A Review of 2019 Cruise Ship Presence in Skagway, Alaska

Florida-Caribbean Cruise Association

Economic Impact of Cruise Tourism

## Antigua - Crew

### CONFIDENTIAL CREW SURVEY

The Florida-Caribbean Cruise Association (FCCA) and the cruise destinations of the Caribbean, Central America and Mexico are conducting a survey of crew who have visited these destinations. The objective of this survey is to provide information to the FCCA and the destinations that will allow them to enhance visitors' experiences and quantify the contribution of cruise passengers and crew to the economies of each destination. **The survey should only take a few minutes to complete and your responses will be held in strict confidence.**

Please record the date of your cruise ship's call at Antigua:

Month(mm)\_\_\_Day(dd)\_\_\_ Year (yy)\_\_\_ (Numbers please)

Q1. Please check the name of the cruise line you are crewing with:

- Aida  Carnival  Celebrity  Costa  Disney  Holland America  MSC  Norwegian  
 Princess  P&O  Regent Seven Seas  Royal Caribbean  Seabourn  TUI

Q2. Did you leave the ship and visit Antigua today?  Yes (If Yes Go to Q4)  No (Continue)

Q3. Have you visited Antigua on any previous cruise calls in the past month?  Yes  No (If No Go to Q9)

Q4. How many hours did you spend ashore during your visit today or your most recent visit?

- 0  1  2  3  4  5  6  7  8  9  10  11  12+

Q5. How much in total did you spend (in US dollars) in Antigua today? \$ \_\_\_\_\_ (Whole dollars only)

Q6. Please record the value of all purchases (in U.S. dollars) that you made during your on-shore visit to Antigua today or for the most recent visit to Antigua in the past month. \* Do not include the cost of tours or goods and services that were purchased onboard the cruise ship. (Enter whole dollars only).

Food and Beverages at bars and restaurants:	\$ _____	Tours purchased on shore or the internet only:	\$ _____
Taxis/Ground Transportation: (Do not include cost of sightseeing tours)	\$ _____	Local Crafts and Souvenirs:	\$ _____
Retail Purchases of Watches & Jewelry:	\$ _____	Retail Purchases of Liquor:	\$ _____
Retail Purchases of Clothing (incl. T-shirts):	\$ _____	Retail Purchases of Electronics:	\$ _____
Entertainment Venues/Nightclubs/Casinos:	\$ _____	Telephone & Internet Communications:	\$ _____
Retail purchases of perfume & cosmetics:	\$ _____	Any other purchases:	\$ _____

Q7. On a scale of 1 to 10, how satisfied were you with each of the following in Antigua?

(Extremely satisfied = 10 ..... 1 = Not at all satisfied)

Guided Tour:	<input type="checkbox"/> 10	<input type="checkbox"/> 9	<input type="checkbox"/> 8	<input type="checkbox"/> 7	<input type="checkbox"/> 6	<input type="checkbox"/> 5	<input type="checkbox"/> 4	<input type="checkbox"/> 3	<input type="checkbox"/> 2	<input type="checkbox"/> 1	<input type="checkbox"/> 0 Not applicable
Shopping Experience:	<input type="checkbox"/> 10	<input type="checkbox"/> 9	<input type="checkbox"/> 8	<input type="checkbox"/> 7	<input type="checkbox"/> 6	<input type="checkbox"/> 5	<input type="checkbox"/> 4	<input type="checkbox"/> 3	<input type="checkbox"/> 2	<input type="checkbox"/> 1	<input type="checkbox"/> 0 Not applicable
Historic Sites/Museums:	<input type="checkbox"/> 10	<input type="checkbox"/> 9	<input type="checkbox"/> 8	<input type="checkbox"/> 7	<input type="checkbox"/> 6	<input type="checkbox"/> 5	<input type="checkbox"/> 4	<input type="checkbox"/> 3	<input type="checkbox"/> 2	<input type="checkbox"/> 1	<input type="checkbox"/> 0 Not applicable
Variety of things to see and do:	<input type="checkbox"/> 10	<input type="checkbox"/> 9	<input type="checkbox"/> 8	<input type="checkbox"/> 7	<input type="checkbox"/> 6	<input type="checkbox"/> 5	<input type="checkbox"/> 4	<input type="checkbox"/> 3	<input type="checkbox"/> 2	<input type="checkbox"/> 1	<input type="checkbox"/> 0 Not applicable
Friendliness of the residents:	<input type="checkbox"/> 10	<input type="checkbox"/> 9	<input type="checkbox"/> 8	<input type="checkbox"/> 7	<input type="checkbox"/> 6	<input type="checkbox"/> 5	<input type="checkbox"/> 4	<input type="checkbox"/> 3	<input type="checkbox"/> 2	<input type="checkbox"/> 1	<input type="checkbox"/> 0 Not applicable
Overall shopping experience:	<input type="checkbox"/> 10	<input type="checkbox"/> 9	<input type="checkbox"/> 8	<input type="checkbox"/> 7	<input type="checkbox"/> 6	<input type="checkbox"/> 5	<input type="checkbox"/> 4	<input type="checkbox"/> 3	<input type="checkbox"/> 2	<input type="checkbox"/> 1	<input type="checkbox"/> 0 Not applicable
Courtesy of employees:	<input type="checkbox"/> 10	<input type="checkbox"/> 9	<input type="checkbox"/> 8	<input type="checkbox"/> 7	<input type="checkbox"/> 6	<input type="checkbox"/> 5	<input type="checkbox"/> 4	<input type="checkbox"/> 3	<input type="checkbox"/> 2	<input type="checkbox"/> 1	<input type="checkbox"/> 0 Not applicable
Variety of Shops:	<input type="checkbox"/> 10	<input type="checkbox"/> 9	<input type="checkbox"/> 8	<input type="checkbox"/> 7	<input type="checkbox"/> 6	<input type="checkbox"/> 5	<input type="checkbox"/> 4	<input type="checkbox"/> 3	<input type="checkbox"/> 2	<input type="checkbox"/> 1	<input type="checkbox"/> 0 Not applicable
Overall Prices:	<input type="checkbox"/> 10	<input type="checkbox"/> 9	<input type="checkbox"/> 8	<input type="checkbox"/> 7	<input type="checkbox"/> 6	<input type="checkbox"/> 5	<input type="checkbox"/> 4	<input type="checkbox"/> 3	<input type="checkbox"/> 2	<input type="checkbox"/> 1	<input type="checkbox"/> 0 Not applicable
Taxis/Local Transportation:	<input type="checkbox"/> 10	<input type="checkbox"/> 9	<input type="checkbox"/> 8	<input type="checkbox"/> 7	<input type="checkbox"/> 6	<input type="checkbox"/> 5	<input type="checkbox"/> 4	<input type="checkbox"/> 3	<input type="checkbox"/> 2	<input type="checkbox"/> 1	<input type="checkbox"/> 0 Not applicable
Overall visit in Antigua:	<input type="checkbox"/> 10	<input type="checkbox"/> 9	<input type="checkbox"/> 8	<input type="checkbox"/> 7	<input type="checkbox"/> 6	<input type="checkbox"/> 5	<input type="checkbox"/> 4	<input type="checkbox"/> 3	<input type="checkbox"/> 2	<input type="checkbox"/> 1	<input type="checkbox"/> 0 Not applicable

Q8. Based upon your experience in Antigua, on a scale of 1 to 10 how likely are you to recommend a land-based or resort vacation in Antigua to a friend?

Extremely likely  10  9  8  7  6  5  4  3  2  1 Not at all likely

The following are to better understand demographic characteristics of crew visitors at each destination.

Q9. What is your gender?  Male  Female

Q10. In which age group do you fall?  Under 20  21 to 30  31 to 50  51 to 65  over 65

Q11. Where is your permanent place of residence?  Asia  Europe  South America  North America  Other



## Appendix 16

*Reports: Estimates re Cruise Ship Passengers and Crew Ashore Visits*

# A Review of 2019 Cruise Ship Presence in Skagway, Alaska

Reports: Estimates re Cruise Ship Passengers and Crew Ashore Visits			
Source	Quotation	Ashore - Surveys and Estimates	
		Percent Passengers	Average
		Percent Crew	Average
Business Research & Economic Advisors. The Economic Contribution of Cruise Tourism in Victoria 2012, September 2013, p.4.	As noted previously, the GVHA reported that 503,691 cruise passengers arrived on ships in Victoria in 2012. Data collected from the cruise lines on disembarkation rates showed that 77.5% of these arriving passengers, or 390,361 passengers, made an onshore visit in Victoria.	77.5	78
Business Research & Economic Advisors. Economic Contribution of Cruise Tourism to the Destination Economies - A Survey-based Analysis of the Impacts of Passenger, Crew and Cruise Line Spending, Volume I, Aggregate Analysis. October 2015, p.5	Comparisons with earlier studies are difficult because the number of participating destinations (35) is so much higher than in earlier studies. Nonetheless, some general comparisons with the 2012 study are possible. First, average passenger and crew visitation rates, i.e., the percentage of arriving passengers and crew that disembark and make an onshore visit, remained virtually unchanged at 88% for passengers and 39% for crew. [NOTE: This report was "prepared for Florida-Caribbean Cruise Association and Participating Destinations."]	88	39
Business Research & Economic Advisors. The Economic Contribution of the International Cruise Industry in Canada 2012. A Survey-based Analysis of the Impacts of Passenger, Crew and Cruise Line Spending. March 2013. P9-10	Since a cruise ship will make multiple port calls on any cruise itinerary, the same passengers and crew will arrive at several ports. Approximately 80% to 90% of passengers aboard cruise ships that arrive on a port-of-call visit actually disembark and visit the port city. Like passengers only a portion of the crew (approximately 45%) disembarks the cruise ship at any call and visit the port city. These disembarkation rates were estimated by port from data provided by the visiting cruise lines.	80 - 90	85
Ibid. p. 13.	Of the passengers who responded to the survey, 99% went ashore; and, of these 63% made at least one purchase other than a shore excursion while ashore.	99	99
Ibid. p. 25	On any individual port call about 45% of the crew will disembark and vis- it the port city. Thus, there were an estimated 484,171 onshore crew visits among all Canadian cruise ports during 2012.		45
Harboring Tourism - Cruise Ships in Historic Port Communities Report of an International Symposium held in Charleston, South Carolina, USA February 6-8, 2013. p. 58.	Statistics gathered in Victoria during the summer of 2011 indicate that, on average, 58-60% of a ship's complement comes ashore, varying from 64-71% for daytime ships and 53-58% for evening ships. For passengers, taken separately, about 72-74% disembark, with larger daytime proportions than evening. Taking these disembarkation percentages into account, the economic impact is much smaller than asserted by the cruise industry, which seems to base its estimates on the assumption that all passengers and crew come ashore, even when time in port is quite short. In particular, the crew expenditure numbers for Victoria are wildly exaggerated, because most crew members cannot leave the ship during short evening stays or do not choose to on successive calls.	72 - 74	73
		58 - 60	60



# A Review of 2019 Cruise Ship Presence in Skagway, Alaska

Reports: Estimates re Cruise Ship Passengers and Crew Ashore Visits			
Source	Quotation	Ashore - Surveys and Estimates	
		Percent Passengers	Average
<p>Cruising – Out of Control: The Cruise Industry, The Environment, Workers, and the Maritimes. March 2003. p. 16.</p>	<p>Working conditions are also difficult on a cruise ship. The norm among service workers on a cruise ship is to work an 80 hour week; among deck and engine workers the norm is 66 hours a week. These are minimums.39 Most waiters on cruise ships typically work 12 to 14 hours a day, 7 days a week, for 10 to 12 months without a day off. The contract length is shorter for workers from industrialized countries; it can be as short as three months for officers.</p>		
<p>Ibid. p. 21</p>	<p>Crew members also contribute to the local economy. They do this indirectly by the impact they have on passenger expectations and feelings about a port by what the crew say before arriving. Ports that they personally like are presented differently by crew than ports they do not like. These messages influence passengers.</p>		<p>Suggests high estimates of crew ashore during port calls may be too optimistic .</p>
<p>Dr. Brian L. Scarfe. Victoria as a Port-of-Call: the Costs and Benefits of Cruise Ship Visits. A report prepared for the James Bay Neighbourhood Association. p. 55</p>	<p>The Tomas Institute for Tourism in Dubrovnik, Croatia, surveyed 1340 cruise ship passengers and 319 crew members during the June to September 2006 cruise ship season. Cruise ship visitors (both passengers and crew) came from a variety of countries: Italy (27%), U.S.A. (20%), Spain (17%), Great Britain (7%), France (7%), Germany (3%), and other European and overseas countries. Cruise ship passengers (approximately 80% of visitors) stay off board in the destination for 5.3 hours, while crew (approximately 20% of visitors) stay off board for 4 hours, for a combined average of 5 hours.</p>	<p>80% of visitors; ashore for average of 5.3 hours.</p>	<p>20% of visitors; ashore for average of 4 hours.</p>
<p>Makie, Patti. Personal Communication. April 30, 2008.</p>	<p>Patti Mackie, Executive Director, Ketchikan Visitor Bureau. She noted that this was just her personal estimate, since she was not aware of any formal reports or studies with authoritative estimates.</p>		<p>20 - 25</p>
		85	38

## Appendix 17

*Estimating Cruise Ship Crew Visitations Ashore — Ketchikan, Alaska,  
2016 Data*

# A Review of 2019 Cruise Ship Presence in Skagway, Alaska

Analysis of Ketchikan Cruise Industry Surveys McDowell Group, 2016										
Constants	AV crew shore visits per season. KGB 2016 McDowell study		7.40							
	Total ships visiting port		38							
	Max % of crew on shore leave		30%							
Ship	Crew	Stops in Ketchikan	Visit Potential	Weight	K Visits from Av	Weighted K	Adj. Weighted K %	Revised Crew	Revised %	
Formula	c.i	v.i	$vp.i = c.i * s.i$	$w.i = (vp.i - min) / (max - min)$	$k.i = (c.i * 7.4) / s.i$	$wk.i = w.i * k.i$	$awk.i = w.i * k.i$	$IF(wk.i < 1, 1, IF(wk.i > Constant \% , c.i * Constant \% , wk.i))$		
							Modified. All results $\geq 1$ .			Max 30%, but not less than 1 crew on shore leave
Carnival Legend	930	17	15810	0.5851407	405	237	237	25%	237	25%
Infinity	1,000	17	17000	0.6292589	435	274	274	27%	274	27%
Millennium	1,000	16	16000	0.5921848	463	274	274	27%	274	27%
Solstice	1,500	18	27000	1.0000000	617	617	617	41%	450	30%
Disney Wonder	945	13	12285	0.4544545	538	244	244	26%	244	26%
Amsterdam	647	18	11646	0.4307641	266	115	115	18%	115	18%
Maasdam	600	9	5400	0.1991992	493	98	98	16%	98	16%
New Amsterdam	930	22	20460	0.7575353	313	237	237	25%	237	25%
Noordam	850	21	17850	0.6607719	300	198	198	23%	198	23%
Volendam	700	23	16100	0.5958922	225	134	134	19%	134	19%
Westerdam	850	21	17850	0.6607719	300	198	198	23%	198	23%
Zaandam	700	19	13300	0.4920847	273	134	134	19%	134	19%
Norwegian Jewel	1,010	20	20200	0.7478960	374	279	279	28%	279	28%
Norwegian Pearl	1,010	20	20200	0.7478960	374	279	279	28%	279	28%

# A Review of 2019 Cruise Ship Presence in Skagway, Alaska

**Analysis of Ketchikan Cruise Industry Surveys  
McDowell Group, 2016**

Constants	Av crew shore visits per season. KGB 2016 McDowell study										7.40			
	Total ships visiting port										38			
	Max % of crew on shore leave										30%			
Norwegian Sun	800	20	16000	0.5921848	296	175	22%	175	22%	175	22%	175	22%	
Coral Princess	900	18	16200	0.5995996	370	222	25%	222	25%	222	25%	222	25%	
Crown Princess	1,240	19	23560	0.8724651	483	421	34%	421	34%	421	34%	372	30%	
Grand Princess	1,100	13	14300	0.5291588	626	331	30%	331	30%	330	30%	330	30%	
Island Princess	900	18	16200	0.5995996	370	222	25%	222	25%	222	25%	222	25%	
Ruby Princess	1,240	19	23560	0.8724651	483	421	34%	421	34%	421	34%	372	30%	
Star Princess	1,100	19	20900	0.7738479	428	332	30%	332	30%	330	30%	330	30%	
Sun Princess	925	1	925	0.0332926	6845	228	25%	228	25%	228	25%	228	25%	
Seven Seas Mariner	445	15	6675	0.2464687	220	54	12%	54	12%	54	12%	54	12%	
Radiance of the Seas	900	17	15300	0.5662329	392	222	25%	222	25%	222	25%	222	25%	
Silver Discoverer	60	2	120	0.0034479	222	1	2%	1	2%	1	2%	1	2%	
Silver Shadow	295	18	5310	0.1958625	121	24	8%	24	8%	24	8%	24	8%	
Alaskan Dream	16	7	112	0.0031513	17	0	6%	1	6%	1	6%	1	6%	
Baranof Dream	21	2	42	0.0005561	78	0	5%	1	5%	1	5%	1	5%	
American Spirit	25	2	50	0.0008527	93	0	4%	1	4%	1	4%	1	4%	
Crystal Serenity	655	8	5240	0.1932673	606	117	18%	117	18%	117	18%	117	18%	
Regatta	370	12	4440	0.1636081	228	37	10%	37	10%	37	10%	37	10%	
Le Soleal	139	4	556	0.0196122	257	5	4%	5	4%	5	4%	5	4%	
Safari Endeavour	24	2	48	0.0007786	89	0	4%	1	4%	1	4%	1	4%	
Safari Explorer	16	2	32	0.0001854	59	0	6%	1	6%	1	6%	1	6%	
Safari Quest	9	3	27	0.0000000	22	0	11%	1	11%	1	11%	1	11%	
Wilderness Adventurer	24	3	72	0.0016683	59	0	4%	1	4%	1	4%	1	4%	
Wilderness Discoverer	26	6	156	0.0047826	32	0	4%	1	4%	1	4%	1	4%	
Wilderness Explorer	26	5	130	0.0038186	38	0	4%	1	4%	1	4%	1	4%	
Total	23928	489	401056	14.8307567	17808	6132	26%	6140	26%	5872	25%	5872	25%	

A Review of 2019 Cruise Ship Presence in Skagway, Alaska

Analysis of Ketchikan Cruise Industry Surveys McDowell Group, 2016										
Constants	Av crew shore visits per season. KGB 2016 McDowell study		7.40							
	Total ships visiting port		38							
	Max % of crew on shore leave		30%	161	162	26%	155	18%		
Average	630	13	10554	0.3902831	469					
Min	9	1	27		17	2%	1	2%		
Max	1500	23	27000		6845	41%	450	30%		
Max-Min	1491	22	26973		6828					