

Skagway Community Opinion Survey 2020

PREPARED FOR:

Municipality of Skagway

October 2020

Skagway Community Opinion Survey 2020

PREPARED FOR:

Municipality of Skagway

October 2020

McDowell Group Anchorage Office

1400 W. Benson Blvd., Suite 510
Anchorage, Alaska 99503

McDowell Group Juneau Office

9360 Glacier Highway, Suite 201
Juneau, Alaska 99801

Website: www.mcdowellgroup.net



Table of Contents

Executive Summary..... 1
Introduction and Methodology 5
Community Attributes 6
Land Use and Housing 8
Tourism 11
Environmental Issues 12
Arts and Recreation 14
Port Management 16
Education and Food Access 17
Demographics..... 18
Appendix..... 19

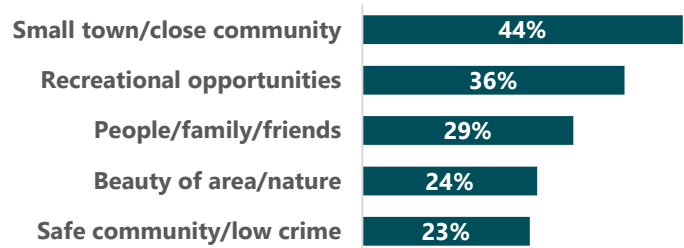
Executive Summary

The Municipality of Skagway contracted with McDowell Group to conduct a telephone survey of households in September 2020. The survey gauged community sentiment around a variety of issues including land use, housing, tourism, environmental practices, recreation, education, and the arts. A total of 201 randomly selected households participated in the survey. Survey data was weighted by age to reflect population characteristics. Following are key findings from the survey.

Valued Community Attributes

Respondents were asked what community attributes were most important to their quality of life. The top five responses were small town/close community (44%), recreational opportunities (36%), people/family/friends (29%), beauty of area/nature (24%), and safe community/low crime (23%).

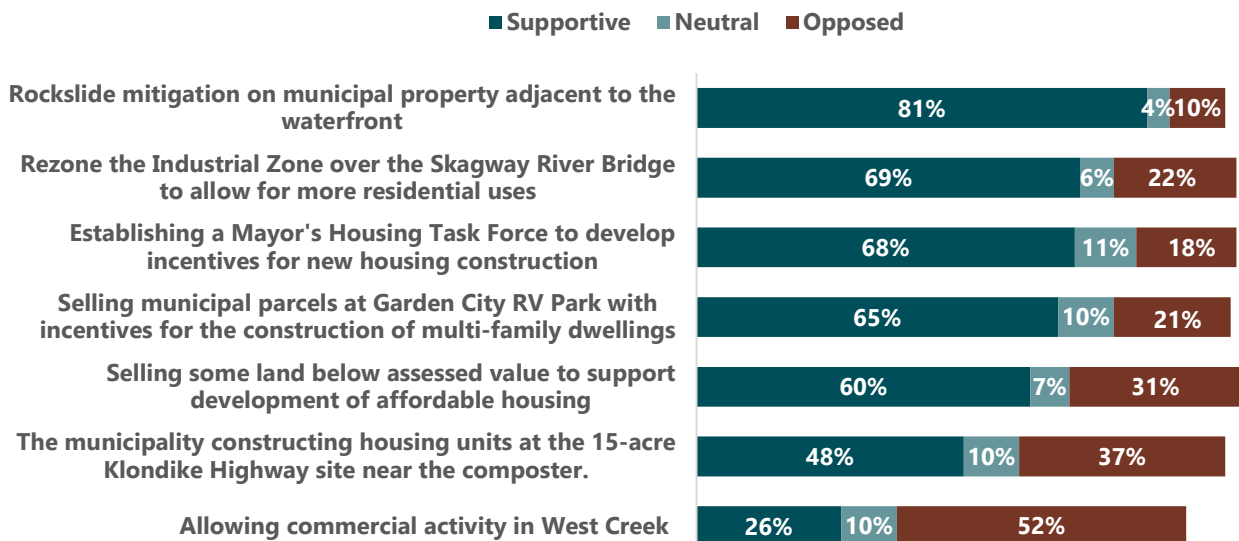
Most Important Attributes to Quality of Life in Skagway, Top Five



Land Use and Housing

Respondents were asked to rate their support or opposition to seven potential municipal actions around land use and housing. The most supported action was *Rockslide mitigation on municipal property adjacent to the waterfront*, with 81% supportive and only 10% opposed, followed by *Rezone the Industrial Zone over the Skagway River Bridge* (69% supportive/22% opposed) and *Establishing a Mayor's Housing Task Force* (68% supportive/18% opposed). Initiatives earning the least support were *Allowing commercial activity in West Creek* (26% supportive/52% opposed) and *Constructing housing units at the 15-acre Klondike Highway site* (48% supportive/37% opposed).

Support/Opposition to Potential Municipal Actions Regarding Land Use and Housing (Very Supportive and Supportive combined; Very Opposed and Opposed combined)

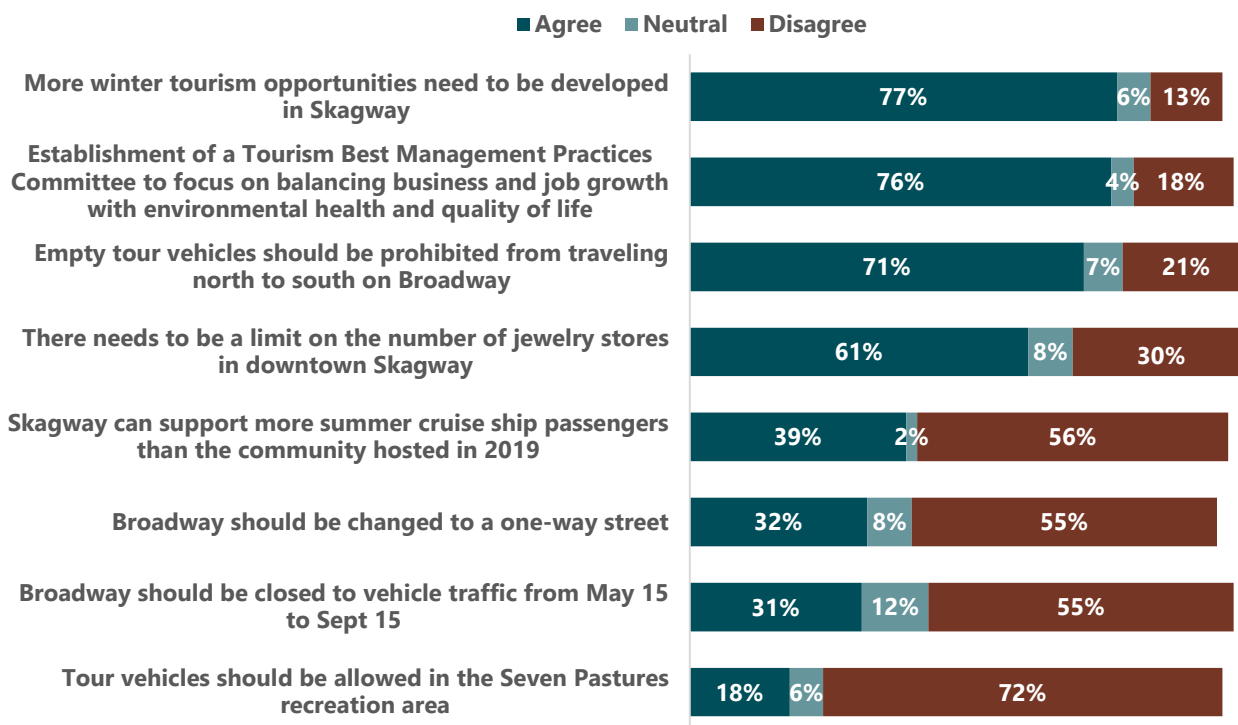


Note: Rows do not add to 100% due to "don't know" responses.

Tourism

Respondents were asked to indicate their level of agreement with eight statements regarding tourism. The statements with the highest levels of agreement were *More winter tourism opportunities need to be developed in Skagway* (77% agreed) and *Establishment of a Tourism Best Management Practices Committee* (76% agreed). Fewer than half of respondents (39%) agreed that *Skagway can support more summer cruise ship passengers*; 56% disagreed. The statement with the lowest level of agreement was *Tour vehicles should be allowed in the Seven Pastures Recreation Area* (18% agreed; 72% disagreed).

Agreement/Disagreement with Statements Regarding Tourism
(Strongly Agree and Agree combined; Strongly Disagree and Disagree combined)

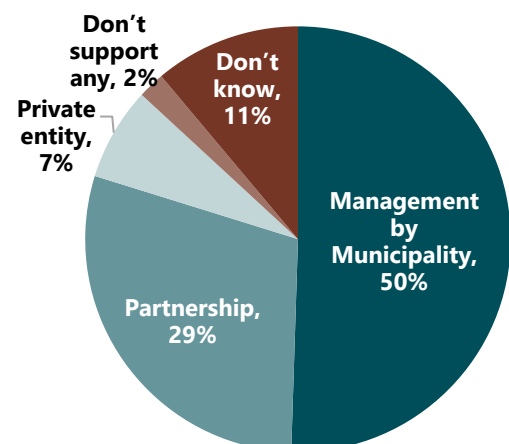


Note: Rows do not add to 100% due to "don't know" responses.

Port Management Models

Respondents were asked to select which port management model they most supported. The most popular was management by the Municipality, selected by 50% of respondents, followed by a partnership between the Municipality and a private entity (29%); only 7% preferred a private entity through a service contract with the Municipality. Two percent said they don't support any of the three suggested models, and 11% didn't know which model they most supported.

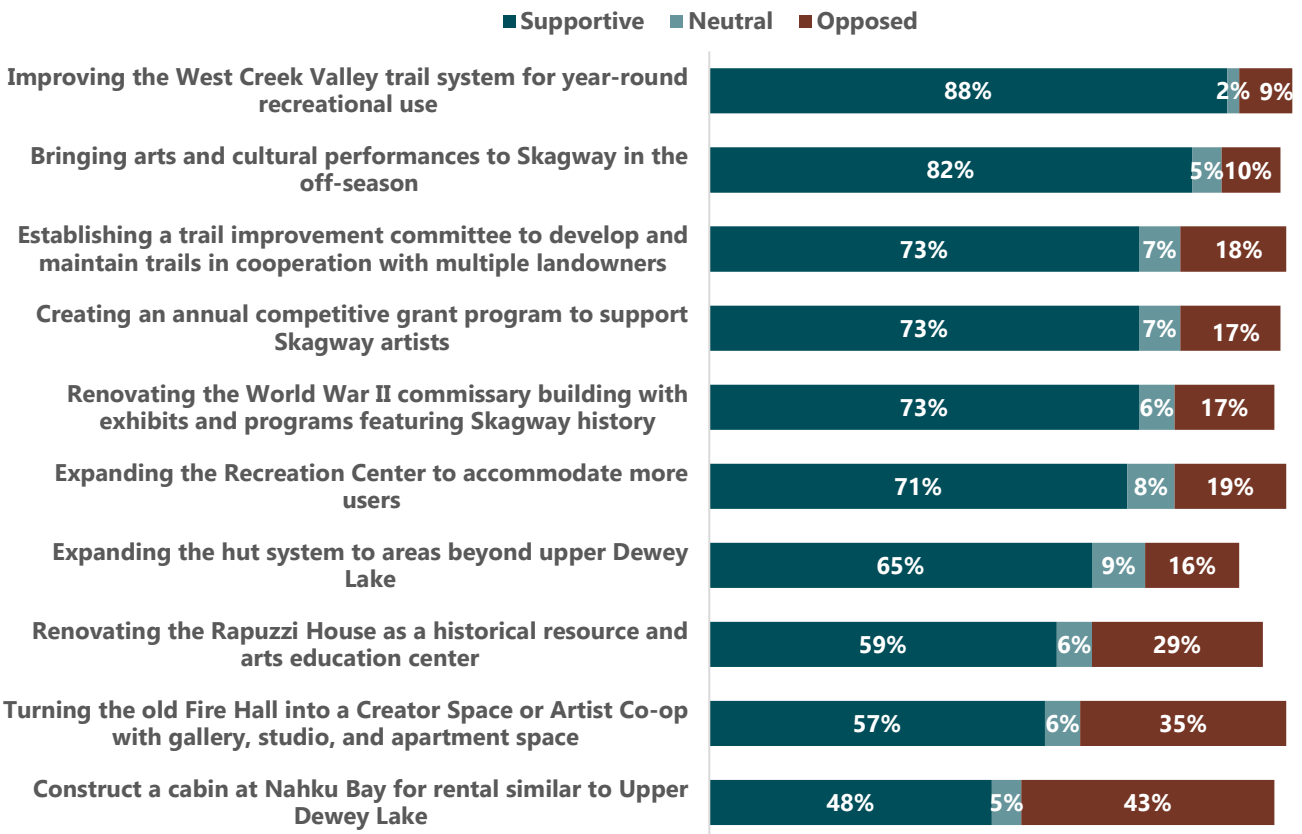
Preferred Port Management Model



Arts and Recreation

Respondents were asked to indicate their level of support/opposition to ten potential municipal actions regarding arts and recreation. Support was strongest for *Improving the West Creek Valley trail system*, with 88% supportive, and *Bringing arts and cultural performances to Skagway in the off-season*, with 82% supportive. The initiatives with the lowest levels of support were *Construct a cabin at Nahku Bay* (48% supportive), *Turning the old Fire Hall into a Creator Space or Artist Co-op* (57% supportive), and *Renovating the Rapuzzi House* (59% supportive).

Support/Opposition to Potential Municipal Actions Regarding Arts and Recreation (Very Supportive and Supportive combined; Very Opposed and Opposed combined)

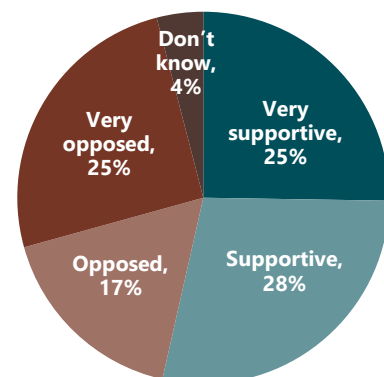


Note: Rows do not add to 100% due to "don't know" responses.

Sales Tax for Pool Construction

Just over half of respondents (53%) were supportive or very supportive of a 1% City sales tax increase to pay for pool construction, including 25% who were very supportive and 28% who were supportive. Four out of ten respondents (42%) opposed the tax increase, including 25% who were very opposed and 17% who were opposed. Four percent didn't know.

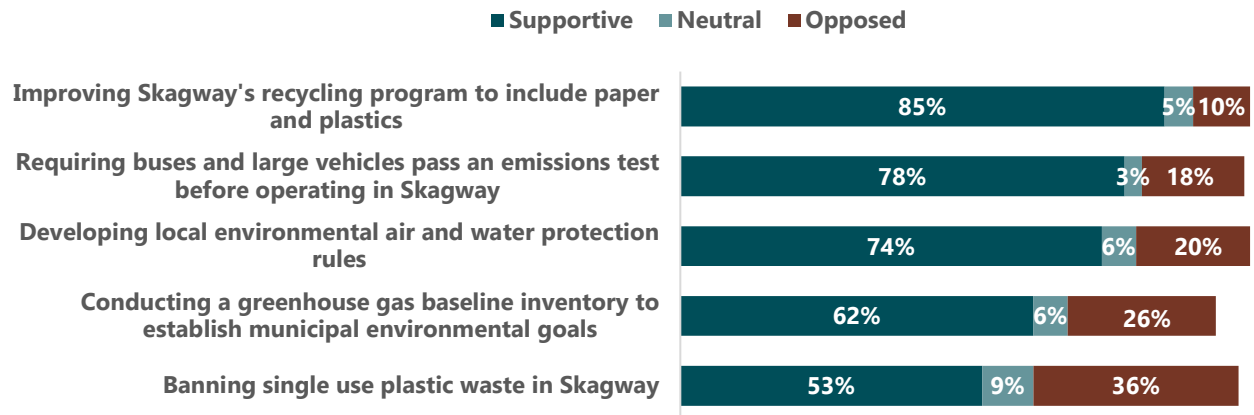
Support/Oppose 1% Sales Tax Increase for Pool Construction



Environmental Issues

Respondents were asked to indicate their support/opposition to five potential municipal actions on environmental issues. A majority of respondents supported each of the initiatives. The highest support was for *Improving Skagway's recycling program*, with 85% supportive and 10% opposed, followed by *Requiring buses and large vehicles to pass an emissions test*, with 78% supportive and 18% opposed. The initiative with the lowest support (and highest opposition) was *Banning single use plastic waste*, with 53% supportive and 36% opposed.

Support/Opposition to Potential Municipal Actions on Environmental Issues (Very Supportive and Supportive combined; Very Opposed and Opposed combined)



Note: Rows do not add to 100% due to "don't know" responses.

Introduction and Methodology

Introduction

The Municipality of Skagway contracted with McDowell Group to conduct a survey of Skagway households to help inform the Skagway 2030 Comprehensive Plan. The survey gauged community sentiment on a range of topics addressing housing, land use, tourism, environmental issues, recreation, arts, and education.

Methodology

The survey was designed by McDowell Group in cooperation with Municipal staff. A copy of the survey can be found in the Appendix.

Telephone lists were compiled from several sources:

- Available numbers purchased from Dynata, a provider of cell and landline numbers.
- A list of business contacts provided by the City of Skagway.
- A list of Skagway telephone numbers compiled in 2008 for the last Skagway Comprehensive Plan survey.

The lists included both landline and cell phone numbers. The three data sets were merged, and duplicate numbers removed. The final list contained 1,124 unique numbers and was randomized prior to calling. Fielding occurred between September 10 and 18, 2020. Calls were made during weekday evenings and weekend day times. All numbers were called at least twice, with most numbers (88%) called three times.

The number of surveys totaled 201. The maximum margin of error based on Skagway's population of adults age 18 and older is $\pm 6.1\%$.

Survey responses for age and gender were compared to Skagway population data from the Alaska Department of Labor and Workforce Development (AKDOLWD). Response by gender closely tracked AKDOLWD statistics. Respondents age 18-34 were underrepresented, while those age 55 and older were overrepresented (a common bias in telephone surveys). The data was weighted by age to reflect population characteristics.

Survey responses were compared among various subgroups including age group, male/female, home ownership, and year-round versus non-year-round residents. Where statistically significant and relevant, differences between subgroups are pointed out in the text.

Most Valued Community Attributes

- When asked which community attributes were most important to their quality of life, the number one response was small town/close community (44%) followed by recreational opportunities (36%), then people/family/friends (29%). Other common responses included beauty of area/nature (24%), safe community/low crime (23%), and good job/good opportunity to make a living (18%).
- Older respondents (those 55 and older) were less likely to note recreational opportunities (23%) compared to middle aged (35 to 54 years) or younger respondents, both at 43%. Middle-aged respondents were much more likely to note good schools at 21%, compared to just 5% of younger and 4% of older respondents.
- Homeowners were more likely to value safe community/low crime at 26%, compared to 13% of renters.

Table 1. What community attributes are most important to your quality of life in Skagway?

n=201	% of Total
Small town/close community	44
Recreational opportunities	36
People/family/friends	29
Beauty of area/nature	24
Safe community/low crime	23
Good job/good opportunity to make a living	18
Good schools	11
Climate/weather	10
Clean water	10
Access to Alaska Highway	9
Distance/isolation from other populated areas	8
Access to local year-round businesses	7
Access to Yukon	5
Housing	3
Gardens/healthy food	2
Access to health care	2
Tourism	2
Good economy	1
Other*	8

*"Other" responses to this and subsequent questions can be found in the Appendix.

Attracting Year-Round Residents

- Nearly two-thirds of respondents (64%) agreed that improving municipal amenities and facilities would attract more year-round families to Skagway, while 31% disagreed.
- Those in the middle age bracket were most likely to agree (79%), followed by those under 35 (62%), then older respondents (47%).

Table 2. Do you think improving municipal amenities and facilities would attract more year-round families to Skagway?

n=201	% of Total
Yes	64
No	31
Don't know	4

- Those who agreed with the previous question were asked which improvements were needed. The number one response was pool (37%), followed by more/better housing (25%), improve recreation center (25%), more year-round jobs/businesses (17%), and more parks/trails/recreation opportunities (15%).
- Year-round residents were twice as likely to mention housing (30% versus 14% of those residing in Skagway 11 or fewer months a year).

Table 3. If yes: What improvements do you think are needed?

Base: Thinks improving municipal amenities/facilities would attract more year-round families

n=101	% of Base
Pool	37
More/better housing	25
Improve recreation center	25
More year-round jobs/businesses	17
More parks/trails/recreation opportunities	15
Better healthcare	7
Better transportation/ferry	6
More jobs/better economy	4
Improve food quality/access	4
Make more land available	3

Municipal Land Use Actions

Respondents were asked their level of support/opposition to five potential municipal actions around land use and housing.

- A majority of respondents supported four out of the five initiatives, with support highest for rezoning the Industrial Zone to allow for more residential uses (69% very supportive or supportive) and establishing a Mayor’s Housing Task Force (68%).
- The initiative with the least support (48%) and highest opposition (37%) was constructing housing units near the composter.
- The initiative with the highest percentage “very supportive” was selling municipal parcels at Garden City RV Park (26% very supportive).
- Renters were generally more supportive of the housing initiatives than homeowners. For example, 83% of renters were supportive of selling some land below assessed value, compared with 52% of homeowners.

Table 4. Please tell me if you are very supportive, supportive, opposed, or very opposed to the municipality engaging in and financially supporting each of the following. (%)

n=201	Support NET	Very Supportive	Supportive	Neutral	Opposed	Very Opposed	Opposed NET	Don't know
Rezone the Industrial Zone over the Skagway River Bridge to allow for more residential uses	69	16	53	6	18	4	22	3
Establishing a Mayor's Housing Task Force to develop incentives for new housing construction	68	18	50	11	13	5	18	3
Selling municipal parcels at Garden City RV Park with incentives for the construction of multi-family dwellings	65	26	39	10	13	8	21	4
Selling some land below assessed value to support development of affordable housing	60	20	40	7	20	11	31	2
The municipality constructing housing units at the 15-acre Klondike Highway site near the composter.	48	14	34	10	22	15	37	5

- When asked whether they supported or opposed *Rockslide mitigation on municipal property adjacent to the waterfront*, four out of five respondents (81%) were supportive, while 10% were opposed.
- Only one-quarter of respondents (26%) supported *Allowing commercial activity in West Creek*, while 52% were opposed.
- Year-round residents were more supportive of *Allowing commercial activity in West Creek*: 38%, versus 22% of non-year-round residents.

Table 5. Are you very supportive, supportive, opposed, or very opposed to... (%)?

n=201	Support NET	Very Supportive	Supportive	Neutral	Opposed	Very Opposed	Opposed NET	Don't know
Rockslide mitigation on municipal property adjacent to the waterfront	81	28	53	4	8	2	10	4
Allowing commercial activity in West Creek	26	4	22	10	33	19	52	11

Home Ownership

- Over two-thirds of respondents (69%) owned a home in Skagway while 27% rented and 4% were in another housing situation.
- Older respondents were the most likely to be homeowners (85%) followed by middle aged respondents (78%), then those under 35 (33%).
- Year-round residents were more likely to be homeowners: 79%, versus 67% of non-year-round residents.

Table 6. Do you own or rent a residence in Skagway?

n=201	% of Total
Own	69
Rent	27
Other housing situation	4

- Among non-homeowners, over one-third (37%) said they planned to buy or build a home in Skagway in the next five years, while 51% had no plans to do so, and 12% were not sure.

Table 7. Do you plan to buy or build a home in Skagway in the next five years?

Base: Does not own home in Skagway

n=50	% of Base
Yes	37
No	51
Don't know	12

Senior Housing

Respondents were read the following statement before the next question:

Many communities are trying to find ways to accommodate the housing and health care needs of older Alaskans so they can stay in their home communities longer. One type of senior housing facility that may work for Skagway would provide rooms, meals and activities with a minimal level of personal care assistance.

- Fifteen percent of respondents said they had household members or family that may be interested in this type of housing in the next five years.
- Among the 31 respondents that answered affirmatively, about half (46%) said they would be very interested, and half (46%) said they would be somewhat interested.

Table 8. Do you have any household members or family that may be interested in this type of housing in the next five years?

n=201	% of Total
Yes	15
No	84
Don't know	2

Table 9. Would they be very interested or somewhat interested?

Base: "Yes" to previous question

n=31	% of Base
Very interested	46
Somewhat interested	46
Don't know	8

Respondents were asked their level of agreement with eight statements regarding tourism.

- The level of agreement varied widely depending on the statements. The highest level of agreement was with the two statements *More winter tourism opportunities need to be developed* at 77% agree or strongly agree, and *Establishment of a Tourism Best Management Committee* at 76%.
- Two additional statements earned a majority "agree" response: *Empty tour vehicles should be prohibited from traveling north to south on Broadway* at 71% agree, and *There needs to be a limit on the number of jewelry stores in downtown Skagway* at 61% agree.
- The remaining four statements earned a majority "disagree" response: *Skagway can support more summer cruise ship passengers than the community hosted in 2019* (56% disagree), *Broadway should be changed to a one-way street* (55% disagree), and *Broadway should be closed to vehicle traffic from May 15 to Sept 15* (55% disagree). The highest level of disagreement was with *Tour vehicles should be allowed in the Seven Pastures recreation area* at 72% disagree.
- Among year-round residents, 33% agreed with *Skagway can support more summer cruise ship passengers*, while 63% disagreed. This contrasts with 53% agreeing and 36% disagreeing among non-year-round residents.

Table 10. I am going to read several statements regarding tourism in Skagway. Please tell me if you strongly agree, agree, disagree, or strongly disagree with each of the following... (%)

n=201	Agree NET	Strongly Agree	Agree	Neutral	Disagree	Strongly Disagree	Disagree NET	Don't know
More winter tourism opportunities need to be developed in Skagway	77	32	45	6	11	2	13	4
Establishment of a Tourism Best Management Practices Committee to focus on balancing business and job growth with environmental health and quality of life	76	32	44	4	12	6	18	1
Empty tour vehicles should be prohibited from traveling north to south on Broadway	71	21	50	7	16	5	21	2
There needs to be a limit on the number of jewelry stores in downtown Skagway	61	25	36	8	22	8	30	<1
Skagway can support more summer cruise ship passengers than the community hosted in 2019	39	10	29	2	35	21	56	4
Broadway should be changed to a one-way street	32	9	23	8	40	15	55	4
Broadway should be closed to vehicle traffic from May 15 to Sept 15	31	9	22	12	32	23	55	3
Tour vehicles should be allowed in the Seven Pastures recreation area	18	1	17	6	43	29	72	3

Environmental Issues

Respondents were asked their level of support/opposition to five potential municipal actions regarding environmental issues.

- A majority of respondents supported all five potential environmental initiatives. Support was highest for *Improving Skagway's recycling program* at 85% supportive or very supportive, followed by *Requiring buses and large vehicles pass an emissions test* (78%) and *Developing local environmental air and water protection rules* (74%).
- Support was somewhat lower for *Conducting a greenhouse gas baseline inventory* (62% supportive or very supportive) and *Banning single use plastic waste* (53%).
- Younger respondents were consistently more supportive of environmental initiatives than older respondents. For example:
 - 81% of younger respondents were supportive of *Conducting a greenhouse gas baseline inventory*, compared with 65% of middle age respondents and 43% of older respondents.
 - 90% of younger respondents were supportive of *Developing local environmental air and water protection rules*, compared with 75% of middle age respondents and 63% of older respondents.
- Women were more supportive of environmental initiatives than men. For example, 85% of women supported *Developing local environmental air and water protection rules*, compared with 63% of men.

Table 11. Please tell me if you are very supportive, supportive, opposed, or very opposed to the Municipality engaging in and financially supporting the following activities... (%)

n=201	Support NET	Very Supportive	Supportive	Neutral	Opposed	Very Opposed	Opposed NET	Don't know
Improving Skagway's recycling program to include paper and plastics	85	52	33	5	8	2	10	<1
Requiring buses and large vehicles pass an emissions test before operating in Skagway	78	43	35	3	13	5	18	1
Developing local environmental air and water protection rules	74	27	47	6	12	8	20	<1
Conducting a greenhouse gas baseline inventory to establish municipal environmental goals	62	20	42	6	18	8	26	6
Banning single use plastic waste in Skagway	53	25	28	9	26	10	36	2

Respondents were asked how concerned they were with two environmental issues.

- Nearly one-third of respondents (31%), were very concerned with air pollution in Skagway, while another 37% were somewhat concerned, for a total of 68% somewhat or very concerned.
- One-quarter of respondents (24%) were very concerned about street and stormwater runoff, with another 41% somewhat concerned, for a total of 65% somewhat or very concerned.
- About one-third of respondents were not concerned about either issue (31% and 33%).
- Year-round residents were more likely to be very concerned about street and stormwater runoff at 27%, versus 16% of non-year-round residents.

Table 12. Are you very concerned, somewhat concerned, or not concerned about... (%)?

n=201	Very Concerned	Somewhat Concerned	Not Concerned	Don't know
Air pollution in Skagway	31	37	31	1
Street and stormwater runoff polluting Skagway's creeks and rivers	24	41	33	2

Arts and Recreation

Respondents were asked their level of support/opposition to ten potential municipal actions regarding arts and recreation.

- A majority of respondents supported nine out of ten suggested initiatives. Support was highest for *Improving the West Creek Valley trail system for year-round recreational use* at 88% supportive or very supportive, followed by *Bringing arts and cultural performances to Skagway in the off-season* (82%).
- Four initiatives earned supportive responses from about three-quarters of respondents: *Establishing a trail improvement committee* (73% supportive or very supportive), *Creating an annual competitive grant program to support Skagway artists* (73%), *Renovating the World War II commissary building* (73%), and *Expanding the Recreation Center* (71%).
- Earning slightly less support, although still a majority, were *expanding the hut system* (65%), *Renovating the Rapuzzi House* (59%), and *Turning the old Fire Hall into a Creator Space or Artist Co-op* (57%).
- The only initiative with less than majority support was *Construct a cabin at Nahku Bay* with 48% in support; this initiative also had the highest level of opposition at 43% opposed.

Table 13. Please tell me if you are very supportive, supportive, opposed or very opposed to the Municipality of Skagway engaging in and financially supporting each of the following... (%)

n=201	Support NET	Very Supportive	Supportive	Neutral	Opposed	Very Opposed	Opposed NET	Don't know
Improving the West Creek Valley trail system for year-round recreational use	88	41	47	2	8	1	9	<1
Bringing arts and cultural performances to Skagway in the off-season	82	33	49	5	7	3	10	1
Establishing a trail improvement committee to develop and maintain trails in cooperation with multiple landowners	73	25	48	7	16	2	18	1
Creating an annual competitive grant program to support Skagway artists	73	22	51	7	12	5	17	2
Renovating the World War II commissary building with exhibits and programs featuring Skagway history	73	15	58	6	12	5	17	4
Expanding the Recreation Center to accommodate more users	71	36	35	8	15	4	19	3
Expanding the hut system to areas beyond upper Dewey Lake	65	23	42	9	13	3	16	11
Renovating the Rapuzzi House as a historical resource and arts education center	59	18	41	6	20	9	29	7
Turning the old Fire Hall into a Creator Space or Artist Co-op with gallery, studio, and apartment space	57	25	32	6	26	9	35	2
Construct a cabin at Nahku Bay for rental similar to Upper Dewey Lake	48	13	35	5	31	12	43	4

- Just over half of respondents (53%) supported a 1% City sales tax increase to pay for pool construction, including 25% who were *very* supportive, while 42% were opposed, including 25% who were *very* opposed.
- Older respondents were much less supportive of the initiative: 28% were supportive, compared with 62% of middle age respondents and 71% of younger respondents.

Table 14. Please tell me if you are very supportive, supportive, opposed, or very opposed to a 1% City sales tax increase to pay for constructing a pool. (%)

n=201	Support NET	Very Supportive	Supportive	Opposed	Very Opposed	Opposed NET	Don't know
1% City sales tax increase to pay for constructing a pool.	53	25	28	17	25	42	4

Port Management

Respondents were asked their level of support/opposition to three port management models.

- The most supported port management model was *Management by the municipality*, with 73% supportive. The second most popular was *A partnership between the municipality and a private entity*, with 52% supportive. The least popular model was *A private entity through a service contract with the municipality*, with 35% supportive.

Table 15. Please tell me if you are very supportive, supportive, opposed, or very opposed to each of the following Skagway port management models... (%)

n=201	Support NET	Very Supportive	Supportive	Neutral	Opposed	Very Opposed	Opposed NET	Don't know
Management by the municipality	73	30	43	4	8	4	12	10
A partnership between the municipality and a private entity	52	11	41	8	18	9	27	11
A private entity through a service contract with the municipality	35	5	30	11	26	17	43	11

- The results of the previous question were reinforced with the follow up question which asked respondents to select their preferred model; one-half (50%) selected municipal management, 29% selected a partnership, and 7% selected a private entity. Just 2% did not support any of the three models, and 11% didn't know.

Table 16. Which of these port management models do you support the most?

n=201	% of Total
Management by the municipality	50
A partnership	29
A private entity	7
Don't support any of them	2
Don't know	11

Education and Food Access

Respondents were asked their level of support/opposition to one educational initiative and two food access initiatives.

- Nine out of ten respondents (88%) supported *Developing a vocational education program*.
- Six out of ten respondents (60%) supported *Providing municipal land for use as a food cart marketplace*, while nearly as many (56%) supported *Creating and managing an online local food marketplace*.
- Younger respondents were much more supportive of both food access initiatives: 76% were supportive of the online local food marketplace, compared to 53% of middle age respondents and 46% of older respondents. Similarly, 76% of younger respondents supported a food cart marketplace, compared with 58% of middle age respondents and 51% of older respondents.

Table 17. Please tell me if you are very supportive, supportive, opposed, or very opposed to the Municipality ... (%)

n=201	Support NET	Very Supportive	Supportive	Neutral	Opposed	Very Opposed	Opposed NET	Don't know
Developing a vocational education program	88	44	44	6	3	1	4	3
Providing municipal land for use as a food cart marketplace	60	15	45	8	22	6	28	2
Creating and managing an online local food marketplace	56	21	35	7	25	6	31	5

- The average age of respondents was 48 years after weighting. (As noted in the Methodology, survey data was weighted by age group because older respondents were more likely to participate in the survey than younger respondents, when comparing respondent age to Census figures.)
- Just over half of survey participants were female (54%).
- Respondents reported living in Skagway an average of 10.4 months out of the year. Seven out of ten respondents were year-round residents.

Table 18. Age

n=201	% of Total
18 to 24 years	5
25 to 34 years	19
35 to 44 years	20
45 to 54 years	23
55 to 64 years	13
65 or older	20
Average age	49 years

Table 19. Gender

n=201	% of Total
Male	45
Female	54
Don't know	1

Table 20. Approximately how many months of the year did you live in Skagway in 2019?

n=201	% of Total
0 to 3 months	5
4 to 6 months	10
7 to 11 months	13
12 months	71
Average	10.4

“Other” Responses

What community attributes are most important to your quality of life in Skagway?

- Access to ferry (2)
- Arts
- Balanced assembly
- Church and grocery store
- Fraternal Clubs (Elks, etc.)
- Government helps people in need
- Library (2)
- No COVID cases
- No traffic, easy to park
- Restaurants and social events
- RV Park
- Senior lunches

What improvements do you think are needed? (Municipal amenities and facilities)

Note: Many of these responses were categorized and included in the survey results. The verbatim responses are presented here to provide additional detail.

- City should add subsidized supermarket. We don't have basic services, no childcare. Add a pool.
- Constructing a Pool
- Covid vaccine
- Diversification. Too much dependency on cruise ships.
- Diversify the economy. We need a fish hatchery
- Elderly Amenities, decent transportation-ferry system too limited now.
- Enlarge recreation center, social distance, and winter availability of rec center so kids can play.
- Expanded rec center, year-round restaurants
- Expanding year round/diversity of business
- Extended water and sewer
- Ferry service to Haines and Juneau
- Ferry system, medical, extra clinic, after school activities
- Health Care, Rec center and school are strong but can always be improved. Housing improvements.
- Honestly, open up property
- Housing (8)
- Housing and employment year-round especially for young families
- Housing and tourism
- Housing availability at reasonable costs. Public transportation improvements between towns.
- Housing needed
- Housing, improve clinic
- Housing, year-round and seasonal
- Improve rec center (would help in winter)
- Improve rec center with pool and sauna
- Improve winter recreation, and port development
- Improvement accessibility to land, business licenses
- Improvements at rec center. Transportation in and out of town (affordable and regular ferry service)

- Improvements to the rec center and trail and hut system
- Jobs
- Jobs, Rec Center, Hiking Trails
- Keep industrial sites industrial
- Keeping school open and year-round jobs
- Lack of housing
- Less tourism. More housing for families
- More activities for families
- More businesses during the winter. Increase winter tourism
- More health services, pool/gym, better/healthier food options
- More housing (4)
- More housing at a reasonable price
- More land for homes
- More outdoor rec opportunities. Improve streets and biking lanes
- More parks
- More recreational opportunities
- More year-round business
- More year-round jobs
- Need a swimming pool. Museum very disappointing. Needs a decent curator.
- Need better healthcare and grocery store that is properly stocked
- Need land to expand town
- Pool (15)
- Pool and Rec center expansion
- Pool at rec center
- Pool, more trails
- Pool. Infrastructure on waterfront, port management, rec center, trails.
- Primary Health Care, Basic Needs
- Rec center, pool, and improvements to the grocery store
- Rec center and pool. Improve trails, maintain quality of education, voc. ed. Accommodate expansion of tourism.
- Rec center, pool, movie theater
- Recreation center and trails
- Recycling center, have permanent doctors, vet helpful
- School and educational opportunities
- Senior center, better community input (difficult due to seasonal), better management.
- Solve the port issue
- Swimming pool, recreational opportunities
- The recreation center will attract people in winter.
- The sewer and garbage plant. Rec center
- Trail Improvements, pool
- Trails, hut, pool
- We need a pool, community garden, playground and hospital
- We need more diversity in our economy, more recreational seasons, we need to have resources come through here, less regulations to mine.
- Winter improvements, healthcare. Improve Fire Dept.
- Year-round economy
- Year-round employment
- Year-round employment, campground
- Year-round jobs (3)
- Year-round jobs, ferries, affordable housing
- Year-round pool. Departments running more efficiently. More appropriate recreation center fees. Change staff positions to part time and eliminate benefits.
- Year-round tourism

Survey Instrument (see attached)

Skagway Community Opinion Survey

Phone # _____ Interviewer Name _____ Date _____

Hi, this is _____ with McDowell Group. We are conducting a survey for the Municipality of Skagway's comprehensive plan update, which will guide community growth over the next 10 years. We would like to gather your opinion on a variety of issues. Can I ask you a few questions?

1. In what year were you born? _____ Refused

2. Approximately how many months in the last year did you live in Skagway?

_____ Refused

3. What community attributes are most important to your quality of life in Skagway?

(Do not read, check all that apply, probe for at least two.)

- | | | |
|---|--|-------------------------------------|
| <input type="checkbox"/> Small town/close community | <input type="checkbox"/> Distance/isolation from other populated areas | <input type="checkbox"/> Don't know |
| <input type="checkbox"/> Recreational opportunities | <input type="checkbox"/> People/family/friends | <input type="checkbox"/> Refused |
| <input type="checkbox"/> Access to Alaska Highway | <input type="checkbox"/> Good job or good opportunity to make a living | |
| <input type="checkbox"/> Beauty of area, nature | <input type="checkbox"/> Safe community/low crime | |
| <input type="checkbox"/> Clean water | <input type="checkbox"/> Good schools | |
| <input type="checkbox"/> Climate/weather | <input type="checkbox"/> Access to local year-round businesses | |
| <input type="checkbox"/> Access to Yukon | <input type="checkbox"/> Other _____ | |

4. Do you think improving municipal amenities and facilities would attract more year-round families to Skagway?

Yes No Don't know Refused

If yes: What improvements do you think are needed?

[Read] Next, I am going to ask you some questions about housing.

5. Do you own or rent a residence in Skagway?

- | | |
|--|--|
| <input type="checkbox"/> Own (skip to Q 7) | <input type="checkbox"/> Other housing situation |
| <input type="checkbox"/> Rent | <input type="checkbox"/> Refused |

6. Do you plan to buy or build a home in Skagway in the next five years?

- | | |
|------------------------------|-------------------------------------|
| <input type="checkbox"/> Yes | <input type="checkbox"/> Don't know |
| <input type="checkbox"/> No | <input type="checkbox"/> Refused |

7. Please tell me if you are very supportive, supportive, opposed, or very opposed to the municipality engaging in and financially supporting each of the following.

(READ, ROTATE LIST)	1 <i>Very supportive</i>	2 <i>Supportive</i>	3 <i>Neutral</i>	4 <i>Opposed</i>	5 <i>Very opposed</i>	6 DK	7 Ref
a. Establishing a Mayor's Housing Task Force to develop incentives for new housing construction	1	2	3	4	5	6	7
b. Selling municipal parcels at Garden City RV Park with incentives for the construction of multi-family dwellings	1	2	3	4	5	6	7
c. Selling some land below assessed value to support development of affordable housing	1	2	3	4	5	6	7
d. The municipality constructing housing units at the 15-acre Klondike Highway site near the compostor.	1	2	3	4	5	6	7
e. Rezone the Industrial Zone over the Skagway River Bridge to allow for more residential uses	1	2	3	4	5	6	7

8. Are you very supportive, supportive, opposed, or very opposed to...

(READ, ROTATE LIST)	1 <i>Very supportive</i>	2 <i>Supportive</i>	3 <i>Neutral</i>	4 <i>Opposed</i>	5 <i>Very opposed</i>	6 DK	7 Ref
a. Allowing commercial activity in West Creek.	1	2	3	4	5	6	7
f. Rockslide mitigation on municipal property adjacent to the waterfront	1	2	3	4	5	6	7

[Read] **Many communities are trying to find ways to accommodate the housing and health care needs of older Alaskans so they can stay in their home communities longer. One type of senior housing facility that may work for Skagway would provide rooms, meals and activities with a minimal level of personal care assistance.**

9. Do you have any household members or family that may be interested in this type of housing in the next five years?

1 Yes 2 No (skip to Q10) 3 Don't know (skip to Q10) 4 Refused (skip to Q10)

9a. Would they be very interested or somewhat interested?

1 Very interested 4 Don't now
2 Somewhat interested 5 Refused

10. I'm going to read several statements regarding tourism in Skagway. Please tell me if you strongly agree, agree, disagree, or strongly disagree with each of the following.

(READ, ROTATE LIST)	1 <i>Strongly agree</i>	2 <i>Agree</i>	3 <i>Neutral</i>	4 <i>Disagree</i>	5 <i>Strongly disagree</i>	6 DK	7 Ref
a. Skagway can support more summer cruise ship passengers than the community hosted in 2019.	1	2	3	4	5	6	7
b. More winter tourism opportunities need to be developed in Skagway.	1	2	3	4	5	6	7
c. There needs to be a limit on the number of jewelry stores in downtown Skagway.	1	2	3	4	5	6	7
d. Establishment of a Tourism Best Management Practices Committee to focus on balancing business and job growth with environmental health and quality of life.	1	2	3	4	5	6	7
e. Tour vehicles should be allowed in the Seven Pastures recreation area.	1	2	3	4	5	6	7
f. Broadway should be closed to vehicle traffic from May 15 to Sept 15.	1	2	3	4	5	6	7
g. Broadway should be changed to a one-way street.	1	2	3	4	5	6	7
h. Empty tour vehicles should be prohibited from traveling north to south on Broadway.	1	2	3	4	5	6	7

[Read] **The following questions are about environmental conditions in Skagway.**

11. Are you very concerned, somewhat concerned, or not concerned about...

(READ, ROTATE LIST)	1 <i>Very concerned</i>	2 <i>Somewhat concerned</i>	3 <i>Not concerned</i>	6 DK	7 Ref
a. Air pollution in Skagway	1	2	3	4	5
b. Street and storm water runoff polluting Skagway's creeks and rivers	1	2	3	4	5

12. Please tell me if you are very supportive, supportive, opposed, or very opposed to the Municipality engaging in and financially supporting the following activities.

(READ, ROTATE LIST)	1 <i>Very supportive</i>	2 <i>Supportive</i>	3 <i>Neutral</i>	4 <i>Opposed</i>	5 <i>Very opposed</i>	6 DK	7 Ref
a. Conducting a greenhouse gas baseline inventory to establish municipal environmental goals.	1	2	3	4	5	6	7
b. Developing local environmental air and water protection rules.	1	2	3	4	5	6	7
c. Requiring buses and large vehicles pass an emissions test before operating in Skagway.	1	2	3	4	5	6	7
d. Banning single use plastic waste in Skagway.	1	2	3	4	5	6	7
e. Improving Skagway's recycling program to include paper and plastics.	1	2	3	4	5	6	7

[Read] **Next, I am going to ask you about your level of support for a variety of arts, recreation, and cultural projects and activities.**

13. Please tell me if you are very supportive, supportive, opposed or very opposed to the Municipality of Skagway engaging in and financially supporting each of the following.

(READ, ROTATE LIST)	1 <i>Very supportive</i>	2 <i>Supportive</i>	3 <i>Neutral</i>	4 <i>Opposed</i>	5 <i>Very Opposed</i>	6 DK	7 Ref
a. Bringing arts and cultural performances to Skagway in the off-season	1	2	3	4	5	6	7
b. Improving the West Creek Valley trail system for year-round recreational use.	1	2	3	4	5	6	7
c. Expanding the Recreation Center to accommodate more users.	1	2	3	4	5	6	7
d. Expanding the hut system to areas beyond upper Dewey Lake.	1	2	3	4	5	6	7
e. Construct a cabin at Nahku Bay for rental similar to Upper Dewey Lake.	1	2	3	4	5	6	7
f. Renovating the Rapuzzi House as a historical resource and arts education center.	1	2	3	4	5	6	7
g. Renovating the World War II commissary building with exhibits and programs featuring Skagway history.	1	2	3	4	5	6	7
h. Turning the old Fire Hall into a Creator Space or Artist Co-op with gallery, studio, and apartment space.	1	2	3	4	5	6	7
i. Establishing a trail improvement committee to develop and maintain trails in cooperation with multiple landowners.	1	2	3	4	5	6	7
j. Creating an annual competitive grant program to support Skagway artists.	1	2	3	4	5	6	7

14. Please tell me if you are very supportive, supportive, opposed, or very opposed to a 1% City sales tax increase to pay for constructing a pool.

- 1 Very supportive
- 2 Supportive
- 3 Opposed
- 4 Very opposed
- 5 Don't know
- 6 Refused

